

**ADMINISTRATION REPORT
AND
ANNUAL ACCOUNTS
2021-2022**



**कोचिन पत्तन प्राधिकरण
Cochin Port Authority**

AN ISO 9001:2015 & ISPS COMPLIANT PORT

WILLINGDON ISLAND, COCHIN - 682 009

Contents	Page No.
Board Of Trustees	5
The Board Of Major Port Authority	6
Principal Officers (As On 31.03.2022)	7-8
Port Operations At A Glance	9
PART 1 - Descriptive	
I. Management	11
II . Traffic	16
III . Shipping	25
IV . Port Operations	32
V . Financial Position	36
VI . Engineering	41
VII . Labour Welfare And Industrial Relation	48
VIII . General Activities	54
PART II - Statistical Appendices	
Statements 1 To 40	59
PART III - Financial Statements	
Balance Sheet & Annual Accounts	112

MEMBERS

1. **Chairperson** : **Dr. M Beena IAS**
2. **Dy.Chairperson** : **Shri.Cyril C George**
up to 31.07.2021 &
: **Capt.Joseph J Alapat (i/c)**
upto16.02.2022

Sl.No	Name	Address	Representing
3	Shri. S.I.Abul Kalam Azad	Mercantile Marine Dept., Willingdon Island, Cochin – 682009	Principal Officer-cum-Joint Director General,
4	Shri P.K.Mohammed Yousef IRS	Commissioner of Customs, Custom House, Willingdon Island, Cochin – 682009.	Dept. of Customs
5	Shri. Sanjay M Kaul IAS (Upto Oct. 2020) Smt Tinku Biswal IAS (from Oct. 2021)	Secretary (Ports) Room No. 374, 1st Floor, Main Block, Secretariat, Thiruvananthapuram-695001.	Govt. of Kerala
6	Shri.Sunil Kumar Singh	Adviser (Statistics) Ministry of Ports, Shipping & Waterways, Transport Bhawan, 1, Parliament Street, New Delhi- 110001	Ministry of Port, Shipping & Waterways
7	Capt.Rajesh Rana (Upto Nov. 2021) Comde.Rajesh Kumar Yadav (From Dec. 2021)	Naval Officer-In-Charge, Kerala Naval Base, Cochin - 682004	Defence Service (Navy)
8	Shri I Jeyakumar IRTS.	Chief Freight Transportation Manager, Southern Railway Headquarters,Park Town, Chennai - 600003.	Indian Railways
9	DIG Sanatan Jena (Upto May 2021) DIG N Ravi (From Aug. 2021)	Commander, Coast Guard District Headquarters No.4, Kalvathy Road, Fort Kochi - 682001.	Indian Coast Guard
10	Shri K.P.Singh IFS	Ministry of Environment, Forest and Climate Change Regional Office (SZ), Kendriya Sadon,4th Floor, E&F Wings, 17th Main Road, Koramangala, II Block,Bengaluru-560034.	Ministry of Environment & Forest

MEMBERS

Chairperson : **Dr. M Beena IAS**

Dy.Chairperson : **Vacant**

Sl. No	Name	Address	Representing
1	Shri P.K.Mohammed Yousef IRS	Commissioner of Customs, Custom House, Willingdon Island, Cochin – 682009.	Customs (Dept. of Revenue)
2	Shri.Sunil Kumar Singh	Adviser (Statistics) Ministry of Ports, Shipping & Waterways, Transport Bhawan, 1, Parliament Street, New Delhi- 110001	Ministry of Ports, Shipping & Waterways
3	Comde.Rajesh Kumar Yadav	Naval Officer-In-Charge, Kerala, Naval Base, Cochin - 682004.	Ministry of Defence
4	Shri I Jeyakumar IRTS	Chief Freight Transportation Manager, Southern Railway Headquarters, Park Town, Chennai - 600003.	Ministry of Railways

Chairperson	:	Dr. M. Beena IAS
Dy. Chairperson	:	(Vacant)

GENERAL ADMINISTRATION DEPARTMENT

Secretary	:	Smt. C. Premakumari
Sr. Dy. Secretary	:	Shri Jijo Thomas
Sr. Dy. Director (R)	:	Shri R.Satish
Dy. Secretary	:	Shri M.C. Jayandhan
Dy.Chief Mechl.Engr(M)	:	
Estate	:	Shri K.V. Bhagavath Sing

VIGILANCE DEPARTMENT

Chief Vigilance Officer	:	Shri K.Rajendran (CPSE 88)
Dy. CVO	:	Shri Mijoe Joseph

C.I.S.F

Dy. Commandant	:	Shri Neeraj Kumar Patel
----------------	---	-------------------------

FINANCE DEPARTMENT

Financial Adviser &		
Chief Accounts Officer	:	Shri Surendra Kumar Sahu
Sr. Dy. Chief Accounts Officer	:	Smt. Rajashree K. Dabke
Sr. Dy. Director (EDP)	:	Shri Vinod C.

CIVIL ENGINEERING DEPARTMENT

Chief Engineer	:	Shri Paritosh Bala
Dy. Chief Engineer (C)	:	(i) Smt. E.Reman (ii) Shri K. Joji Paul

MECHANICAL ENGINEERING DEPARTMENT

Chief Mechanical Engineer	:	Shri V.Thuraipandian
Dy.CME (ELE)	:	Vacant

TRAFFIC DEPARTMENT

Traffic Manager	:	Shri Vipin R. Menoth
Sr.Dy. Traffic Manager	:	Shri Jimmy George
Dy. Traffic Manager	:	Shri D. Anil Kumar
Dy. Traffic Manager	:	Shri Raj Vinod P.

MARINE DEPARTMENT

Deputy Conservator	:	Capt. Joseph J. Alapat
Harbour Master	:	Capt. S. Krishna Raj
Dock Master	:	Capt. Francis J. Veliyath
MMPC	:	Capt. Sam Abraham
MES	:	Shri Thomas Mathew

MEDICAL DEPARTMENT.

Chief Medical Officer	:	Dr.Roy Thomas
Sr. Dy. CMO	:	Vacant
Dy.CMO (GD)	:	Dr. K. I. Muthukoya

STORES

Sr. Dy. Materials Manager	:	Shri R.S. Ajayakumar
---------------------------	---	----------------------

		Year	
		2021-22	2020-21
I	Traffic (lakhs tonnes) (including Container Traffic)		
	i. Export	85.26	70.36
	ii. Import	260.24	244.67
	Total	345.50	315.03
	Container Traffic (In TEU's)		
	i. Stuffed Containers		
	a) Export	223476	181382
	b) Import	275883	288924
	Total	499359	470306
	ii. Empty Containers		
	a) Export	144068	163267
	b) Import	92150	56124
	Total	236218	219391
	GRAND TOTAL	735577	689697
	iii. Containerised cargo handled (lakhs tonnes)		
	a) Export	38.16	29.60
	b) Import	64.62	65.90
	Total	102.78	95.50
II.	Shipping		
	I) No.of ships entered	1519	1486
	ii) Total NRT (lakhs)	207.32	203.26
	iii) Average detention time (hrs)	11.23	15.28
	iv) Average turn-round time (incl. Detention Time) (days)	1.91	2.13
	v) Average tonnage handled per ship (tonnes)	24457	22513
III.	Finance (Rupees in lakhs)		
	I) Total operating income	71580	68332
	ii) Total operating expenditure	36730	34343
	iii) Net operating surplus	34850	33989
	iv) Net surplus/deficit under Finance & Misc.Account	-33960	-33269
	v) Net surplus	890	720
	vi) Operating ratio(%)	51	50

PART - I



DESCRIPTIVE NOTES



1. Board Members

The names of Board Members of Cochin Port Authority during 2021-22 as on 31-03-2022 are given at page 6. There were 3 ordinary meetings and 1 special meetings of Cochin Port Board during 2021-22. The first meeting of the Board of Major Port Authority for the Cochin Port was held on 02.03.2022.

2. Organisation

The organisational set up of the Cochin Port Authority as on 31-3-2022 is shown in the organisation chart given on the facing page. The names of Principal Officers of the Cochin Port are given on page 7 to 8.

3. Officers and Staff

The total sanctioned strength in the Port including Dock Labour Division was 1879 as on 31-3-2022. Employment particulars may be seen from the statement No.34 in the statistical appendix.

The total amount of salaries and wages, over time and bonus payments made to Port and Dock employees during the year was Rs.14,217/- lakhs as against Rs.14,315/- lakhs in the preceding year as may be seen from the following statement.

(in lakhs)		
Item	2021-22	2020-21
1.Salaries & Wages		
Class I & II Officers	3772	3625
Class III & IV Staff	10154	10396
Cargo Handling workers		
Total	13926	14021
Overtime	113	94
Bonus	178	199
Grand Total	14217	14315

4. Appointment to the posts reserved for SC/ST

Implementation Cell: The Cell set up to co-ordinate and ensure due compliance of various orders on reservation for SC/ST issued by Govt. of India from time to time took prompt action on all reservation orders received during the year. Prompt

action has been taken by the cell on all the petitions/ representations received in the matter of reservation for Scheduled Castes/Scheduled Tribes.

5. Hindi Section

Hindi Section of the Cochin Port Authority attended to the translation of minutes of Board Meetings, resolutions, general orders, Rules, Regulations, notifications, Annual Administration Report, office orders & circulars, trade notices, Tender notices, Annual Accounts, Audit Report and Special Audit Report thereon with action taken note on Audit Observations contained in the Report, questionnaires and documents of all Parliamentary Committees on various subjects, Notifications etc.

Cochin Port Authority conducted Departmental Hindi Workshop for the benefit of Officers/employees in each quarter. Hindi Fortnight was conducted from 14.9.2021 to 28.09.2021. Various virtual competitions in Hindi were conducted among the Officers/employees such as Hindi song, Terminology, Noting & Drafting, Recitation, Paragraph Dictation, Anthakshari, Reading, Speech etc. Hindi Song and Speech competitions were conducted for the children of Port Employees. At the valedictory function prizes and certificates were awarded to the winners. The Rolling Trophy – “Chalvajayanti” was awarded to the General Administration Department for securing more points in the various competitions in connection with Hindi Fortnight Celebrations. Hindi House Journal of Cochin Port Authority “Cochin Lahar” was released by the Chairman.

Cash award scheme to the children of the Port employees who have secured highest marks in Hindi at the CBSE/SSLC/12th Std. level along with certificates were given at the valedictory function of Hindi Fortnight celebration. Cash award for Noting & Drafting in Hindi for the employees and officers were also given at the valedictory function. Traffic Manager was awarded “SHRESTHA RAJBHASHA KARMI PURASKAR” for his commendable work in Hindi.

In addition to this, trophies were awarded to the officers /employees for putting signature in Hindi in the attendance register in connection with Hindi Hastakshar Yojana(Hindi Signature Campaign).

16 Officers/Employees successfully passed out Hindi Pragya/Prabodh Examination for the year 2021 conducted by Hindi Teaching Scheme. Employees were nominated for Pragya & Prabodh, Typewriting & Parangat course conducted under the Hindi Teaching Scheme for January, 2022 session.

Books worth Rs.1,991/- were purchased for the Hindi Library including Dictionaries, Technical Terminology.

Computer Training (virtual) was given to the officers/employees of Cochin Port Authority with a special attention to UNICODE method compatible to all Computers in order to increase the working knowledge of Hindi.

Gyandeep Yojana was launched by Chairperson in connection with this meritorious students were felicitated and Hindi books (Hindi Short Stories, Dictionaries, Poems & Essay of eminent Hindi authors) were distributed to Sir Robert Bristow Memorial Primary & Secondary Govt.School, W/Island for their Library .

Dr.M.Beena,IAS, Chairperson and Hindi personnel attended the 26th & 27th meeting (virtual) of the Town Official Language Implementation Committee Kochi (PSUs) on 28-05-2021 & 28-10-2021 respectively.

'PATTAN RAJBHASHA' page was incorporated in the official website Cochin Port Authority wherein statutory provisions and all promotional activities regarding Official Language are given. This was inaugurated by Chairperson in the presence of all HODs on 22-12-2021.

Hindi Staff attended the virtual Joint Hindi Workshop and Technical Hindi Workshop on 17th & 25th September,2021 respectively conducted by Kochi TOLIC(PSU). Smt. Susan Varghese,Asst. Secretary Gr. I (OL) and Sri. Manas Ranjan Tripathy,Sr.Hindi Translator attended the Translation

Training Programme (virtual) by the Asst.Director, Central Translation Bureau, Bangalore conducted by KOCHI TOLIC (PSU) on 27th September, 2021.

Various virtual special programmes for promotion of Official Language like OL orientation ,OL Management,Group discussion , Translation Training Programme etc., were conducted for the benefit of officers/employees of Cochin Port Authority and conducted Career Development Programme for students of University College,Trivandrum . In connection with "Azadi ka Amrit Mahotsav",several programmes including Hindi Seminar, Kavi sammelan were conducted.

6. Vigilance Department

1. Staff Position

- 1.1 Chief Vigilance Officer is the head of Vigilance department, and reports only to the Chairman, Cochin Port Authority.
- 2.1 Dy. CVO, Asst. Exe. Engineer (Civil), Vigilance Inspector, Sr. Accountants (1 No.) Accountant (1 No.) and a Senior Office Attendant also posted in this department.

2. Vigilance Functions

Functions of the Vigilance Department can be broadly divided into

- (i) Preventive Vigilance,
- (ii) Punitive Vigilance and
- (iii) Surveillance and Detection.

(i) Preventive Vigilance

12 Nos. contracts under Integrity Pact have been reviewed during the period which includes 8 Nos. Civil Engineering contracts, 2 Nos. Mechanical Engineering contracts and 2 Nos. Marine contracts.

The Vigilance Awareness Week 2021

was inaugurated in Cochin Port by Dr. M. Beena IAS, Chairperson on 26.10.2021 by administering the Integrity Pledge in the presence of Sri.K.Rajendran, Chief Vigilance Officer, and Heads of Departments. The Integrity Pledge was also taken in the departments/divisional offices. Integrity e-pledge was taken by the employees of the Port through the CVC website during the Week. The theme for Vigilance Awareness Week was 'Independent India @75: Self Reliance with Integrity'.

Essay writing competition for Cochin Port employees and poster designing competition for the children of Cochin Port employees on the theme was conducted during the Week. Both the employees and children of employees actively participated in the competitions. Prizes for the award winners were distributed by Hon'ble Union Minister for Port Shipping and Waterways Sri.Sarbananda Sonowal on 31.10.2021 at Taj Malabar Hotel.

(ii) Punitive Vigilance

Complaints received from various sources were examined and investigations done in cases of verifiable allegations having vigilance angle and reports submitted to the competent authority.

(iii) Surveillance and Detection

During the period 26 periodic inspections and 14 surprise inspections have been carried out in the areas perceived as corruption prone.

CTE type inspection of 2 Civil Engineering contracts and 2 Mechanical Engineering contracts has been done during the period and report sent to CTE, CVC.

During investigation of complaints wherever irregularities were observed, it was

recommended to take necessary action / corrective measures by the concerned authority. During the period of 2021-2022, 10 systemic improvements were implemented as per the advice of Vigilance Department.

3. Organizing Review Meetings

Monthly review of all pending matters such as investigation reports, disciplinary cases and other vigilance complaints / cases were conducted regularly.

2 Nos. IEM meetings (27.09.2021 & 02.02.2022) were held during the period to review contracts under Integrity Pact.

4. Submission of Reports and Returns

Monthly report on disciplinary matters sent to MoS and monthly status of contracts under Integrity Pact uploaded in Port's website.

Quarterly reports for anti corruption activities, pending CBI prosecution sanctions, CTE type inspections, civil, mechanical, electrical and service contracts, horticulture works, consultancy works, land leasing contracts and procurement of stores and medicines sent to CTE.

Quarterly Progress Report for vigilance works of CVO, CoPA for each quarter for the year 2021-22 uploaded in CVC portal.

7. Right to Information Act, 2005

Information such as organization functions and duties, power and duties of officers and employees, norms etc. have been voluntarily disclosed as prescribed in the Act and has been uploaded in the website i.e. www.cochinport.gov.in.

Secretary has been appointed as the Transparency Officer under RTI Act for Cochin Port Authority. There are 8 Central Public Information Officers and 8 Asst. Public Information Officers for the eight departments. Shri. S.K.Sahu, FA & CAO, Cochin Port Appellate Authority under RTI Act.

During 01-04-2021 to 31-03-2022, 120 applications

and 16 Appeals were received under the Act and all applications were processed within the stipulated time.

8. ISO Certification

The Cochin Port Authority has been conferred ISO Certification under the new ISO 9001:2015 standard for a period from 10-10-2018 to 19-12-2021.

9. SAFETY ASPECTS

a) Pollution control

Regular inspections carried out on tankers visiting the port to ensure compliance with the requirements of section 356G of Merchant Shipping Act and MARPOL regulations of International Maritime Organisation, to prevent discharge of oil into coastal and harbour waters. The same documented and filed.

No major pollution incidents occurred during 2021-2022. Regular patrolling was carried out by Pollution Control boat in the waters of inner harbour.

Facility provided to all the ships, which are in need to dispose various categories of waste generated on board, to comply with MARPOL Regulations of IMO. This is done by empanelling private vendors/contractors approved by Kerala State Pollution Control Board. All the vendors and agents are informed of the procedures and formalities to be followed in collection and disposal of ship generated waste, through the online portal "SWACHH SAGAR" managed by DG Shipping. The ship generated waste collection and disposal in Cochin port is completely online through this portal and is being implemented successfully. Effort is on to ensure that all the vendors follow the procedures completely and systematically and upload the reception receipt in the portal. This online procedure has facilitated, Masters of vessels calling Cochin Port, to engage suitable vendors, well in advance before the actual arrival date. Cochin Port has complied with

IMO MARPOL requirements and DG Shipping circular 06 of 2018 regarding reception facilities for wastes generated by ships during the normal operations and no complaints were raised by customers. In the financial year 2021-2022, 1393 ANFs were raised for 16843.882 Cu.M. MARPOL waste at Cochin Port as per the data available in the "SWACHH SAGAR" portal.

Oil Spill Exercises and Drills were conducted at regular intervals to ensure operational readiness of pollution control equipments and familiarization of personnel as required by the contingency plan. Records of drills and functional checks of pollution control equipments is maintained by CPT Fire Department. On 25/03/2022 mock drill was conducted at SPM on oil spill and demonstrated the use of oil spill containment equipments. Inflatable oil boom on board the SPM support vessel "Meghna" was deployed by BPCL staff. CPT Fire and pollution response team had reached the site on board the Tug Ocean Enterprise with the required equipments. Brush skimmer was lowered using the tug's crane inside the "J" formation made of 400m ocean boom which was deployed for the purpose of exercise. A portable tank was erected on board the tug to facilitate collection of discharge from the skimmer.

b) ISPS compliance by CoPA

ISPS drills conducted as per the Port Facility Security Plan, limitedly due to the prevailing pandemic situations during the period. There was no major security threat in the previous year. The DG Shipping approved Port Facility Security Plan was received in Oct 2021. Security patrolling and inspections carried out regularly in all the areas of port facility installations including SPM.

On 09th and 10th November 2021 the IB team from Delhi along with state intelligence officials conducted audit and security assessment of Cochin Port Facility installations and the terminals of ICTT, LNG, FACT terminal, UTL berths and

SPM. Cyber security of the port communication networks was also done by the experts who were also a part of the IB team

10. Management Development Programme

As part of the Port's efforts to impart specialized training to the Port officers & staff, a number of officers and staff were deputed, for different training courses, seminars/ conferences, during the year.

05 Domestic training programmes were conducted as part of the management development programme.

23 in-house training programmes were also conducted at the Port Conference Hall Administration building/DLD, CoPA.

The total traffic handled by the Port during the year recorded an increase of 9.67% to 345.50 lakh tonnes as against 315.03 lakh tonnes handled in the preceding year. An increase of 12.13% was recorded in the liquid bulk and 7.62% increase in the

containerised cargo as compared to the preceding year. The details of traffic handled is given in the following statement.

(In Lakh Tonnes)

	2021-22		2020-21	
	Quantity	Percentage to total	Quantity	Percentage to total
A.Bulk Cargo				
I. Liquid Cargo	226.09	65.44	201.63	64.00
II. Dry Bulk				
1. Fertilisers & its raw materials	3.19	0.92	2.56	0.81
2. Ilmenite Sand	0.36	0.10	0.22	0.07
3. Coal	0	0.00	0	0.00
4. Cement	10.09	2.92	11.41	3.62
5. Salt	1.25	0.36	0.70	0.22
6. Others	0.63	0.18	1.44	0.46
TOTAL	15.52	4.49	16.33	5.18
B.Break Bulk Cargo	1.11	0.32	1.57	0.50
C.Containerised Cargo	102.78	29.75	95.50	30.31
GRAND TOTAL	345.50	100.00	315.03	100.00

During the year foreign cargo traffic increased by 11.33 % to 227.14 lakh tonnes from 204.03 lakh tonnes in the preceding year. Coastal cargo traffic has increased by 6.63 % to 118.36 lakh tonnes from 111.00 lakh tonnes. The details of coastal and

foreign trade handled during the year compared with the preceding year are given below:-

(In Lakh Tonnes)

	Export		Import		Total	
	2021-22	2020-21	2021-22	2020-21	2021-22	2021-22
Traffic						
Coastal	49.39	38.34	68.97	72.66	118.36	111.00
Foreign	35.87	32.02	191.27	172.01	227.14	204.03
Total	85.26	70.36	260.24	244.67	345.50	315.03

Imports

Total import traffic handled during the year recorded an increase by 6.36% to 260.24 lakh tonnes from 244.67 lakh tonnes in the preceding

year. A statement showing the commodity wise imports during the year compared to preceding year is given below:-

(In Tonnes)

Commodity	2021-22		2020-21	
	Quantity	Percentage to total	Quantity	Percentage to total
POL *	16437771	63.16	14663302	59.93
Fertilisers	0	0.00	0	0.00
Fertilisers & Raw Materials	319349	1.24	256222	1.06
Coal	0	0.00	0	0.00
Containers	6462173	24.83	6590472	26.94
Other Cargo	2805129	10.78	2957589	12.09
TOTAL	26024422	100.00	24467585	100.00

*includes Crude & POL

Exports

Total export traffic handled during the year showed an increase of 21.17% to 85.26 lakh tonnes from 70.36 lakh tonnes in the preceding

year. A commodity wise statement of exports handled during the year compared to preceding year is given below:-

(In Tonnes)

Commodity	2021-22		2020-21	
	Quantity	Percentage to total	Quantity	Percentage to total
(i) POL *	4628994	54.30	3978921	56.55
(ii) Containers				
Tea	65199	0.76	69972	0.99
Cashew Kernals	24299	0.29	23368	0.33
Sea Foods	179579	2.11	150640	2.14
Coir Products	240745	2.82	284065	4.04
Rubber & Rubber Products	118087	1.39	102988	1.46
Spices	105697	1.24	100429	1.43
Coffee	62069	0.73	34134	0.49
Others	3019895	35.42	2193994	31.18
(iii) Other bulk	81020	0.95	97329	1.38
TOTAL	8525584	100	7035840	100

*Includes Crude & POL

Container Traffic

During the year the tonnage of container cargo (excluding tare weight of containers) handled increased by 7.96% to 85.31 lakh tonnes from 79.02 lakh tonnes in the preceding year. Exports in containers showed an increase by 37.73% during the

year to 29.42 lakh tonnes from 21.36 lakh tonnes in the preceding year and import in containers showed a decrease by 3.09% during the year to 55.88 lakh tonnes from 57.66 lakh tonnes in the preceding year as may be seen from the following statement.

(In Tonnes)

Commodities	Quantity		Percentage to total	
	2021-22	2020-21	2021-22	2020-21
Export				
Cashew Kernels	24299	23368	0.28	0.30
Coir Products	240745	284065	2.82	3.60
Pepper	14285	12029	0.17	0.15
Sea Foods	179579	150640	2.11	1.91
Tea	65199	69972	0.76	0.89
Turmeric	7166	8327	0.08	0.11
Coffee	62069	34134	0.73	0.43
Chemicals	67751	68501	0.79	0.87
Miscellaneous	2281376	1484711	26.74	18.79
Total	2942469	2135747	34.49	27.03
Import				
Machinery	28255	28311	0.33	0.36
Tea	10574	13809	0.12	0.17
Chemicals	409204	554770	4.80	7.02
Miscellaneous	5140024	5168905	60.25	65.42
Total	5588057	5765795	65.51	72.97
Grand Total	8530526	7901542	100.00	100.00

Total number of containers handled showed an increase to 735577 TEUs during the year from 689697 TEUs handled in the preceding year

indicating an increase by 6.65% as may be seen from the following statement.

Particulars	2021-22	2020-21
I) No. of sailings of fully containerised ships	615	563
ii) No. of laden containers handled		
(a) Exports		
(I) 20 Feet	90544	59696
(ii) 40/45 Feet	66466	60843
Total	157010	120539
(b) Imports		
(I) 20 Feet	182797	182284
(ii) 40/45 Feet	46543	53320
Total	229340	235604
(c) Grand Total		
(I) No. of laden containers		
Actual Number	386350	356143
TEUs	499359	470306
(ii) No. of empty containers		
Actual Number	183254	182109
TEUs	236218	219391
Total		
Actual Number	569604	538252
TEUs	735577	689697

Total number of containers received from and despatched to different ICD's decreased to 6162 TEUs during the year from 9770 TEUs in the preceding year. A statement showing the number

of TEUs received from and despatched to the ICD's during the year compared with preceding year is given below.-

Particulars	Grand Total ICD
	No. of Containers TEUs
Received	3168 (4930)
Despatched	2994 (4840)
TOTAL	6162 (9770)

Note : Figures in brackets relate to previous year

CFS Facility

Facility	2021-22	2020-21
CFS Stuffing/De-stuffing (TEUs)	4224	3919
Baggage Shed De-stuffing (TEUs)	1630	1929

Cochin Port CFS registered an increase of 7.78 % in the volume of cargo containers stuffed and

de-stuffed for the period April to March 2021-22 vs. the corresponding period in 2020-21.

DIAGRAM NO.1
MONTHLY VARIATION IN THE VOLUME OF TRAFFIC HANDLED DURING 2021-22

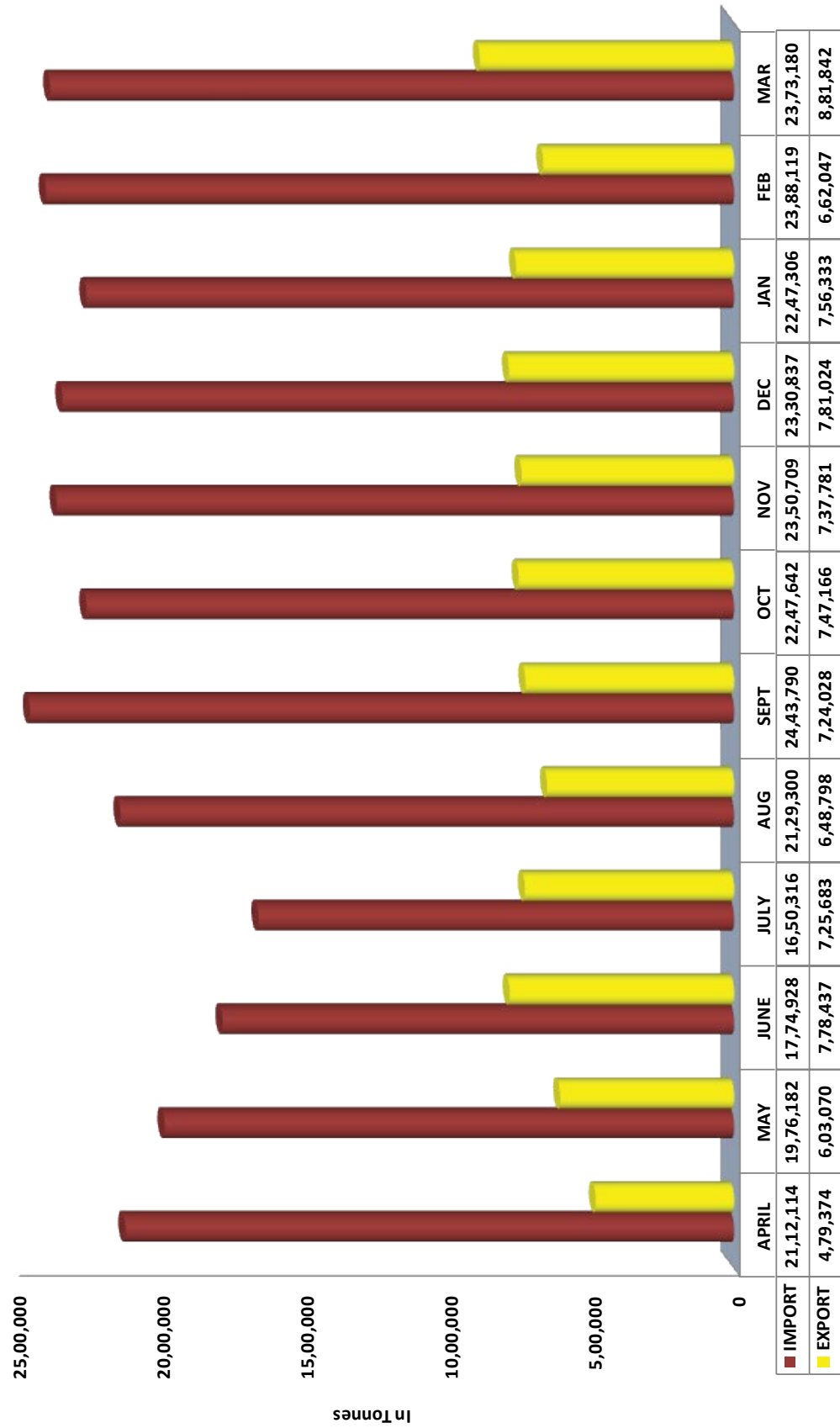


DIAGRAM No.2
PERCENTAGE COMPOSITION OF TRAFFIC DURING 2021-22

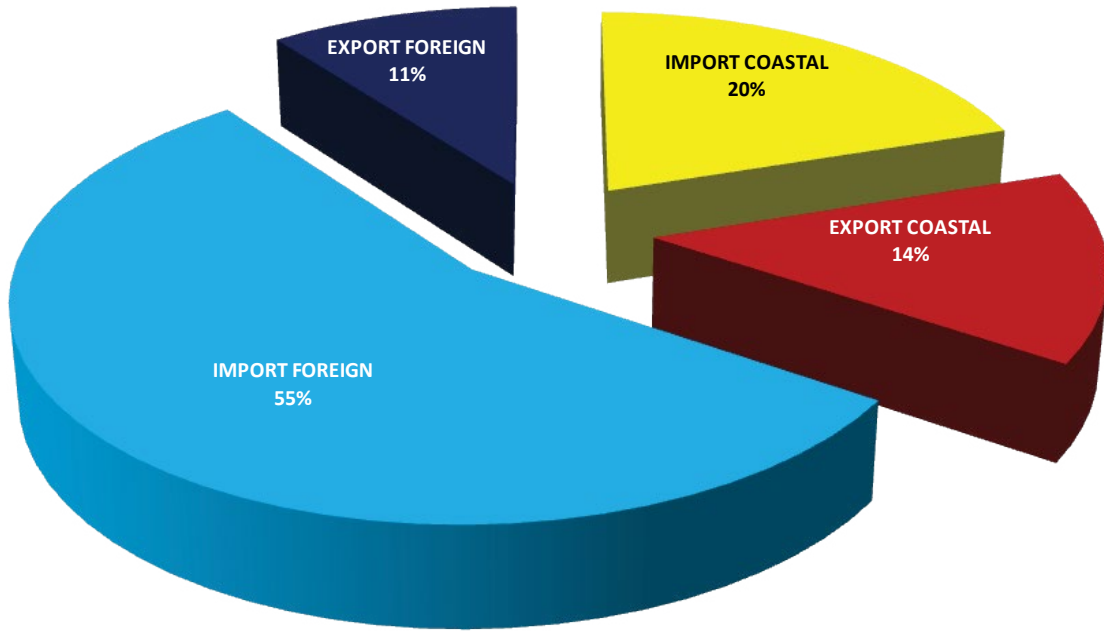


DIAGRAM NO.3
VARIATION OF TRAFFIC 2021-22

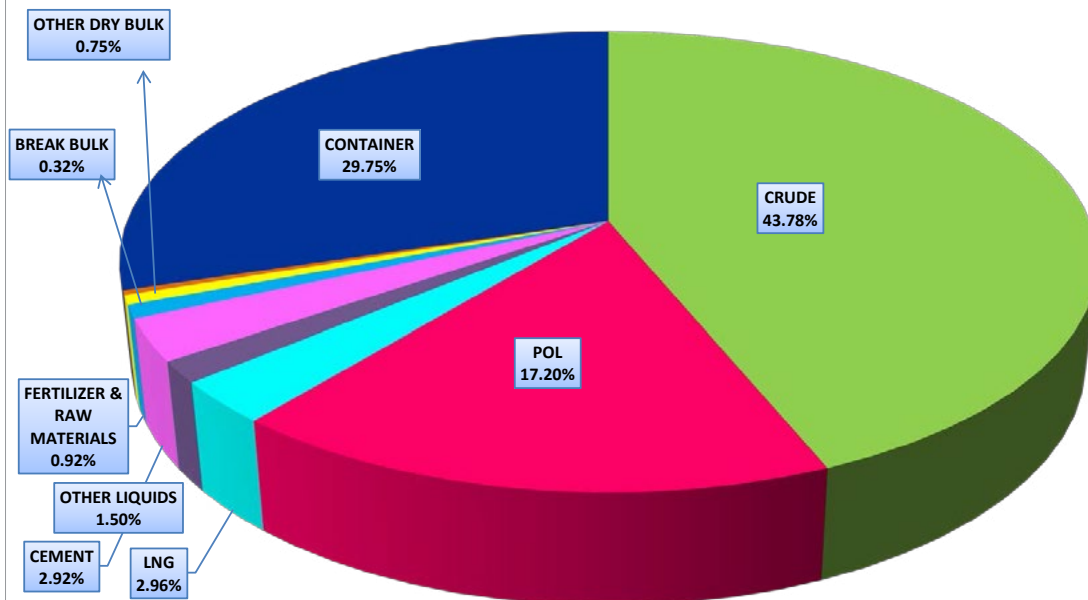


DIAGRAM No. 4
YEARLY VARIATION IN TRAFFIC

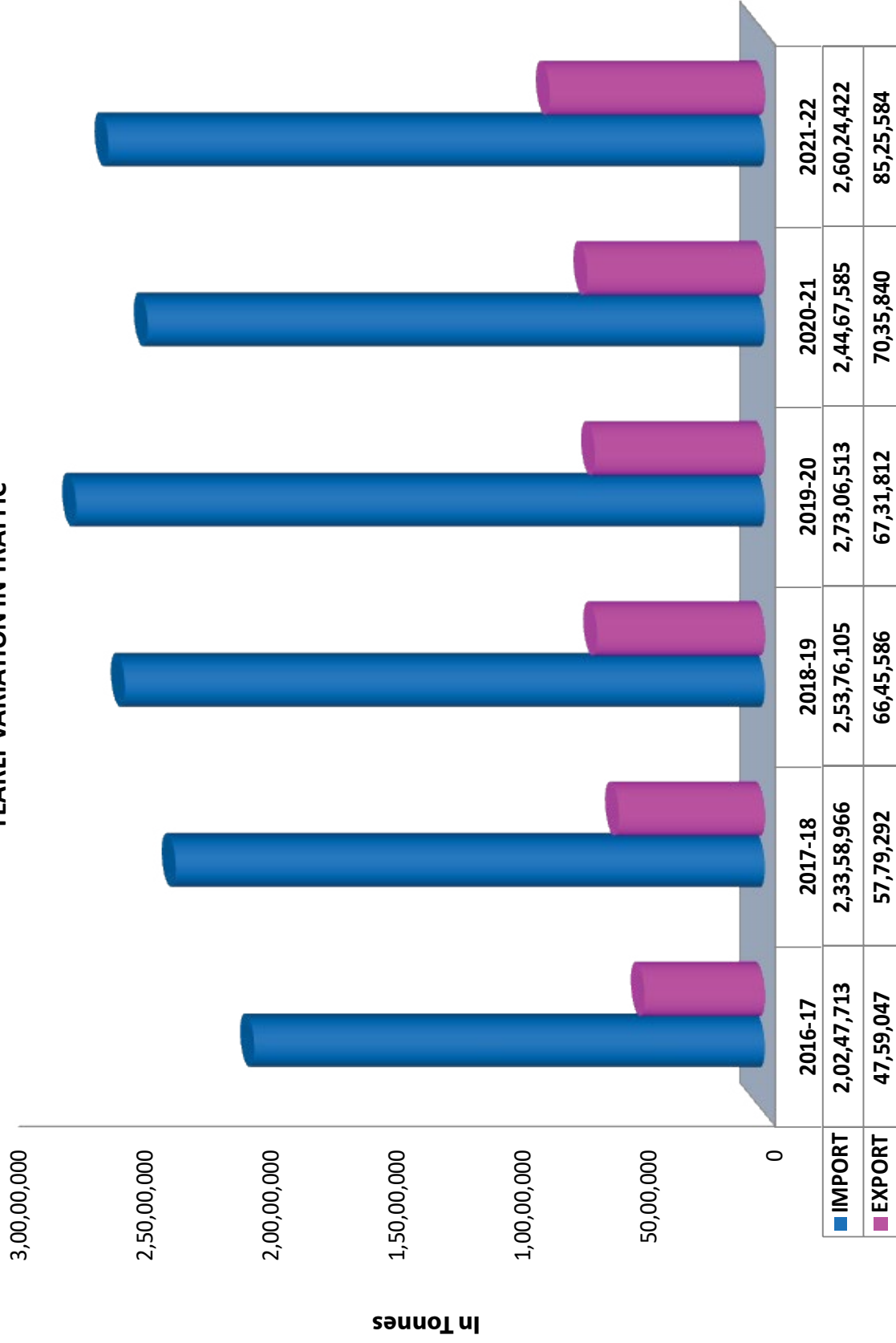


DIAGRAM NO.5
DIRECTION OF TRAFFIC DURING 2021-22

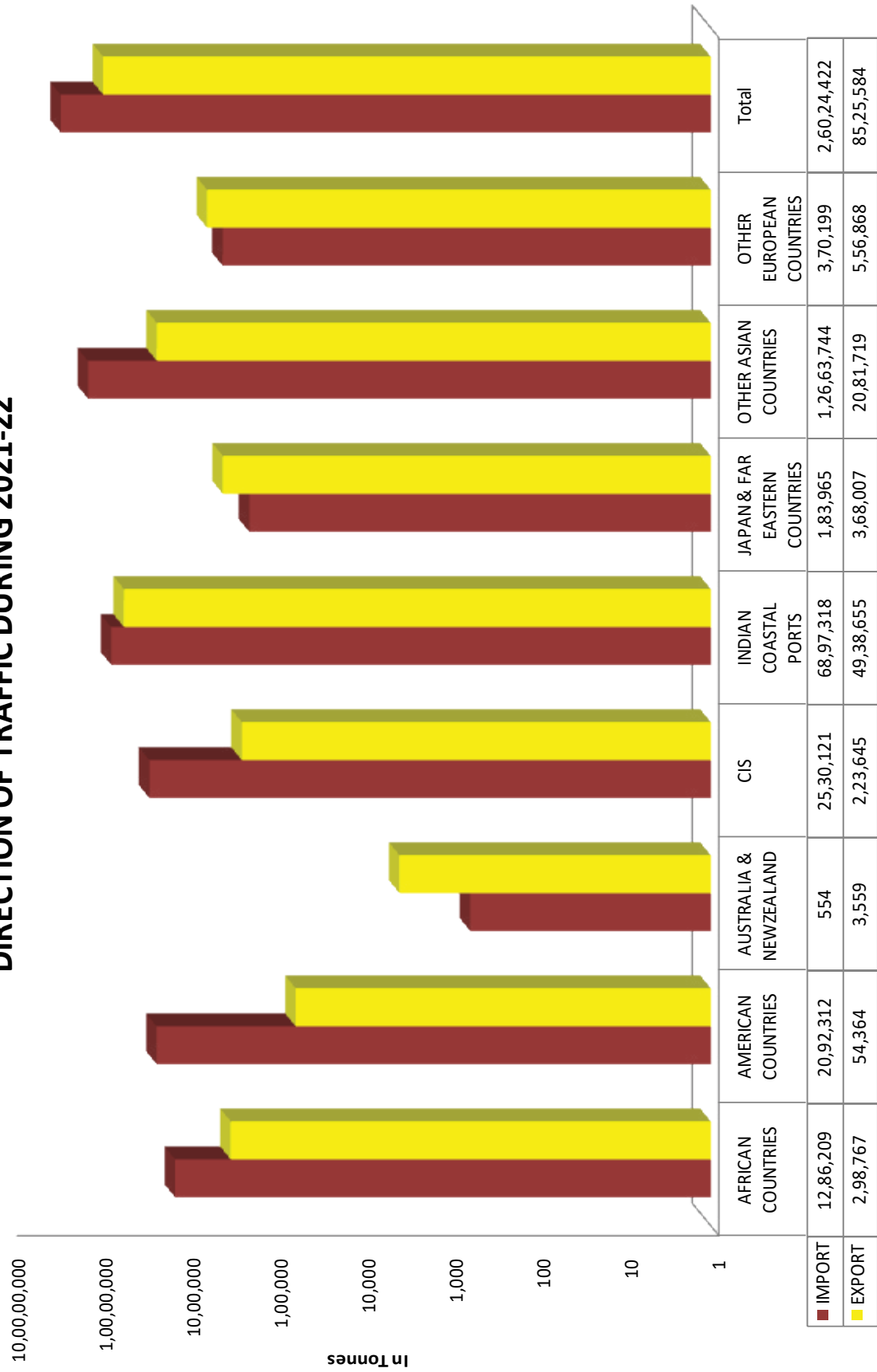


DIAGRAM No.6
CONTAINER TRAFFIC HANDLED



During the year 2021-22, 1519 vessels called at the Port as against 1486 vessels in the preceding year registering an increase of 2.22% in the shipping activity. The total GRT of vessels called at the Port

showed an increase of 3.85 % during the year over that of the preceding year as may be seen from the following statements:

Year	Entered		Cleared	
	No.of Ships	GRT (In Tonnes)	No.of Ships	GRT (In Tonnes)
2016-2017	1653	42075111	1657	42081025
2017-2018	1555	43109857	1551	43063756
2018-2019	1600	46095209	1608	46269274
2019-2020	1600	47665451	1589	47093787
2020-2021	1486	39281923	1475	39532933
2021-2022	1519	40794635	1509	40958154

A category wise analysis of ships that called at the Port during the year compared with the preceding year is given below:-

Type of Vessles Entered	No.of Ships		GRT (In Tonnes)	
	2021-2022	2020-2021	2021-2022	2020-2021
Tankers	446	403	20876609	17947896
Colliers	0	0	0	0
Food grains	0	0	0	0
Fertilizer	0	0	0	0
Dry Bulk	104	105	1477592	1527660
General Cargo	28	23	312659	205215
Containers	613	560	16246054	17413734
Cruise Vessels	1	0	48563	0
Passengers & Others	327	395	1833158	2187418
Total	1519	1486	40794635	39281923

The number of cleared ships having GRT above and below 3000 showed an increase during the year

compared to preceding year, which may be seen from the following statement:

GRT of Ships (In Tonnes)	2021-2022			2020-2021		
	Coastal	Foreign	Total	Coastal	Foreign	Total
Upto 2999	139	10	149	95	7	102
3000-6999	219	27	246	255	32	287
7000-14999	23	97	120	58	116	174
15000-39999	444	271	715	426	173	599
40000 & above	92	187	279	54	259	313
Total	917	592	1509	888	587	1475

Average GRT of ships entered and cleared showed an increase compared with the preceding year as

may be seen from the statement given below:-

Average GRT (In Tonnes) of Steamers		
Year	Entered	Cleared
2016-2017	25454	25396
2017-2018	27723	27765
2018-2019	28809	28774
2019-2020	29791	29637
2020-2021	26435	26802
2021-2022	26856	27143

2. Seasonal pattern of shipping (Cargo Vessels)

Average number of cargo vessels in Port

per day was 4.64 during the year. An analysis of the month wise average of ships in Port per day at the Wharf and in stream during the year compared with the preceding year is given below:-

Month & Year	2021-2022			2020-2021		
	At Wharf & SPM	In Stream	Total	At Wharf & SPM	In Stream	Total
April	4.59	--	4.59	2.35	--	2.35
May	4.06	--	4.06	4.16	--	4.16
June	4.09	--	4.09	3.47	--	3.47
July	4.22	--	4.22	4.31	--	4.31
August	3.84	--	3.84	4.33	--	4.33
September	4.12	--	4.12	3.92	--	3.92
October	4.10	--	4.10	4.36	--	4.36
November	4.09	--	4.09	4.57	--	4.57
December	4.78	--	4.78	4.34	--	4.34
January	4.35	--	4.35	4.27	--	4.27
February	4.76	--	4.76	3.95	--	3.95
March	4.06	--	4.06	4.71	--	4.71
Annual Average	4.64	--	4.64	4.00	--	4.00

3. Berthing distribution of vessels

Berth No.	No. of Vessels	
	2021-2022	2020-2021
Q1	42	66
Q2	0	0
Q3	0	0
Q4	82	83
Q5	78	61
Q6	59	52
Q7	54	56
Q8	37	31
Q9	21	22
Q10	46	49
BTP	121	93
COT	119	88
NCB	28	52
NTB	54	63
SCB	0	6
STB	0	3
LNG	17	14
UTL	48	83
V2	314	260
V3	300	304
Total -A	1420	1386
B. SPM	89	86
C. Cochin Shipyard/ Dock	0	3
Grand Total A+B+C	1509	1475

4. Berth Occupancy

Average occupancy of berths / jetties during the year decreased to 38.22% from 39.74% in the preceding year. A statement indicating the percentage

occupancy of various alongside wharf berths and jetties during the year compared to preceding year is given below:-

Berth Facility	Percentage of Occupancy		
	No. of berths	2021-22	2020-21
Q1 - Q7	7	26.82	27.93
Q8 - Q9	2	25.05	34.27
Q10 (FACT)	1	50.30	43.98
STB & NTB	2	21.95	22.55
COT	1	60.38	52.61

(Contd.)

Berth Facility	Percentage of Occupancy		
	No. of berths	2021-22	2020-21
BTP	1	56.97	44.95
NCB & SCB*	2	14.39	21.21
Vallarpadam V2 - V3	2	65.41	67.97
LNG	1	5.06	5.41
UTL	1	100.00	100.00
Total - A	20	37.83	39.83
B. SPM	1	46.16	37.87
Grand Total (A+B)	21	38.22	39.74
* BERTH DECOMMISSIONED			

5. Flagwise analysis of shipping

compared with the preceding year, is indicated below:-

The Nationality wise distribution of ships, which were cleared from the Port during the year

Nationality of vessels	2021-2022			2020-2021		
	No. of cargo ships cleared	Total traf- fic handled (Lakhs tonnes)	% to total traffic han- dled	No. of cargo ships cleared	Total traf- fic handled (Lakhs tonnes)	% to total traffic han- dled
Bahamian	10	7.10	2.05	7	5.09	1.62
Cyprus	7	0.76	0.22	9	0.19	0.06
Indian	655	156.04	45.16	557	145.79	46.28
Liberian	96	54.71	15.84	124	30.22	9.59
Malta	11	11.55	3.34	8	17.71	5.62
Panamanian	107	25.50	7.38	79	18.22	5.78
Singapore	73	15.79	4.57	101	18.18	5.77
Others	235	74.05	21.43	212	79.63	25.28
Total	1194	345.50	100.00	1097	315.03	100.00

During the year Indian ships handled 45.16% of the total traffic at the Port. Details of flag wise analysis of traffic handled are given in Statement No.7 in the Statistical Appendices.

6. Pilotage

During the year 4163 movements of ships involving 7054 hours were attended to as against 3747 movements involving 6489 hours in the preceding year. The average time involved per movement was

1.69 hours during the year as against 1.73 hours in the preceding year.

7. Passenger traffic

Total number of passengers arrived at and sailed from Cochin Port during the year was 61309 and 67935 respectively as against 22922 and 17640 in the preceding year. Details of passenger traffic are given in Statement No.32 of the Statistical Appendices.

DIAGRAM NO.7
NUMBER OF SHIPS ENTERED

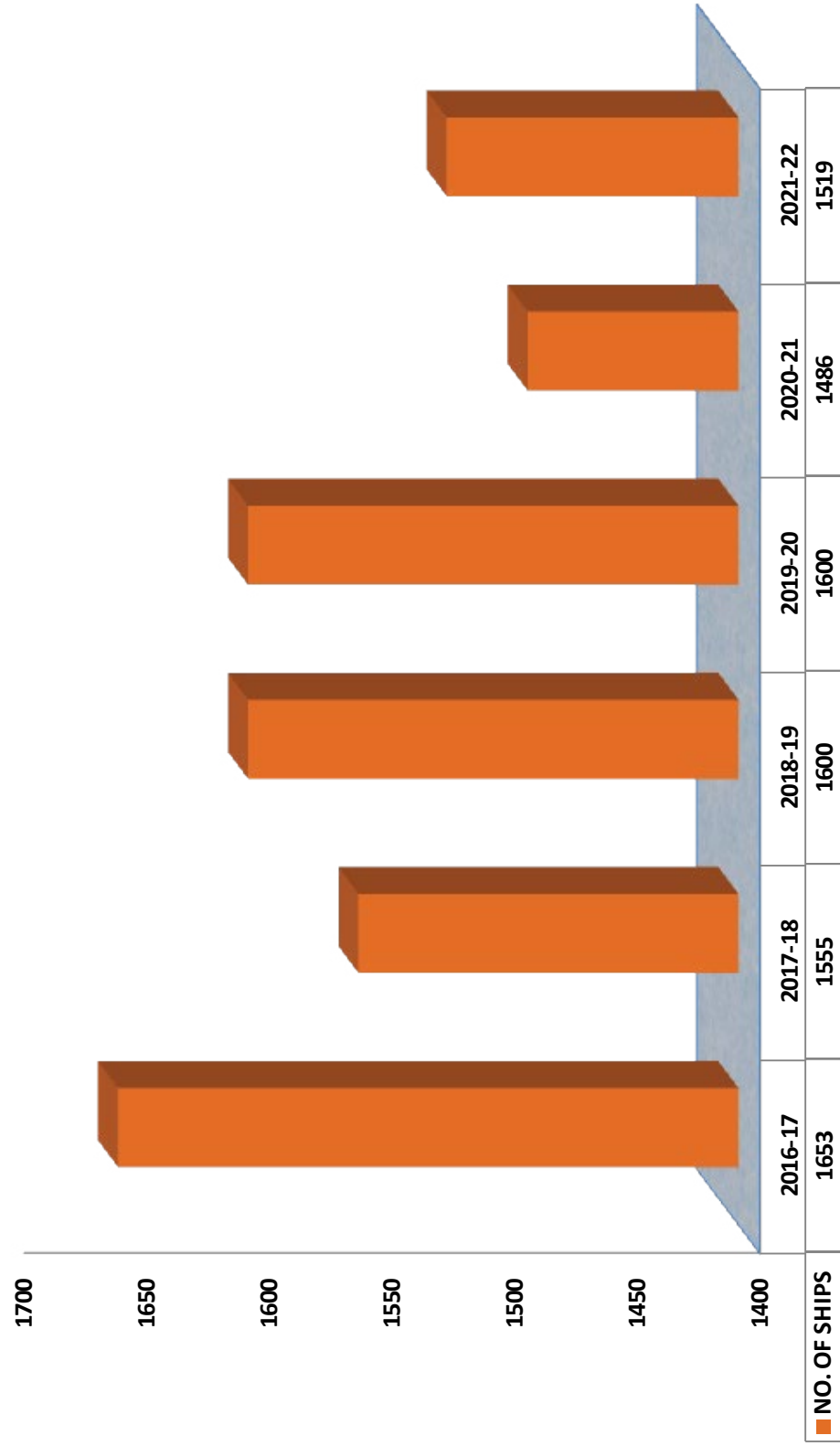
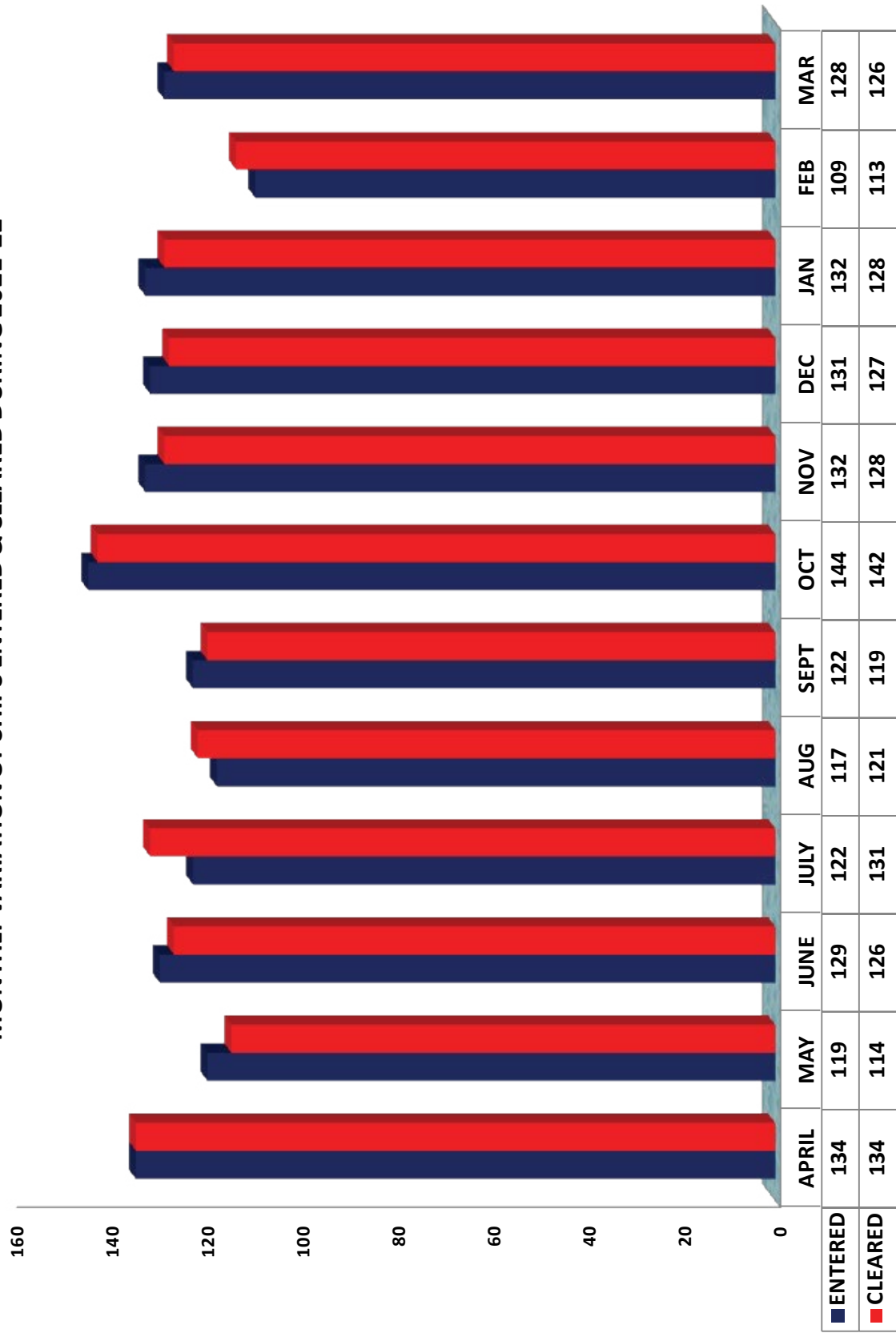


DIAGRAM NO.8
NRT OF VESSELS ENTERED



DIAGRAM NO.9
MONTHLY VARIATION OF SHIPS ENTERED & CLEARED DURING 2021-22



During the year 2021-22, 56.22% of the traffic was handled at Wharf and 43.78% of the traffic was handled at SPM. A statement showing the

tonnage handled during the year compared with the preceding year is given below:-

(In Lakhs Tonnes)

Year	At Wharf			At SPM/ STS			Grand Total
	Import	Export	Total	Import	Export	Total	
2021-22	109.00	85.26	194.26	151.24	0.00	151.24	345.50
	31.55%	24.68%	56.22%	43.78%	0%	43.78%	100%
2020-21	110.25	70.36	180.60	134.43	0.00	134.43	315.03
	34.99%	22.33%	57.33%	42.67%	0%	42.67%	100%

2. Utilization of Cargo handling equipment

The utilization of cargo handling equipments for the year 2021-22 is given in Statement No.27 of Statistical Appendices.

3. Operational Efficiency Performance Indicators

The performance indicators for the year 2021-22 are given in Statement No.17 & 18 of the Statistical

Appendices. Analyses of important indicators are given in the following paragraphs.

a) Pre-berthing waiting time

During the year 2021-22 the overall pre-berthing waiting time at outer roads per ship having cargo work decreased to 11.23 hrs. as against 15.28 hrs. in the preceding year. A detailed analysis showing causes of detention of various categories of ships is given below:-

Percentage causes for detention of ships at outer roads							
Type of Ships	Ships/ Agents option	Berth not available	Tidal/ Draft constraints	Weather constraints	Lack of night navigation	Others	Total
Break Bulk	0.60	0.37	0.00	0.00	0.00	0.28	1.25
Containers	18.65	0.00	7.80	0.00	0.00	7.46	33.91
Dry Bulk (M)	2.24	1.49	4.48	0.00	0.00	4.19	12.39
Dry Bulk (C)	1.46	0.00	0.75	0.00	0.00	0.00	2.22
Liquid Bulk	22.38	3.97	5.22	0.00	0.00	18.66	50.23
Total for 2021-22	45.33	5.83	18.25	0.00	0.00	30.58	100.00
Total for 2020-21	53.24	6.83	9.64	0.00	0.00	30.29	100.00

b) Turnaround time

Average turnaround time of ships having cargo work improved to 1.50 days during the year from 1.52 days in the preceding year.

Category wise details of turnaround time of ships are furnished in Statement No.18 in the Statistical Appendices. A cause wise analysis of stay of ships at the berth during the year is given in the following statement.

Percentage of various causal factors to total time lost	Break Bulk	Container	Dry Bulk	Liquid Bulk	Total
% of the time worked to stay at berth	94.33	97.64	94.70	88.51	92.45
% of time lost to Total stay at berth	5.67	2.36	5.30	11.49	7.55
Power Failure	0.00	0.00	0.00	0.00	0.00
Hatch opening/ Commencement of operations	9.77	0.21	1.12	0.00	0.72
Ships Account/ Agents option	61.91	0.42	60.98	54.58	45.34
Departure formalities	5.69	0.06	5.98	5.63	4.60
Strike/ Stoppage of work	0.00	0.00	0.00	0.00	0.00
Weather constraints	3.48	0.00	0.97	0.00	0.32
Equipment breakdown/ non-availability	0.00	0.00	11.56	0.00	1.76
Other reasons	2.10	0.07	7.16	5.89	4.76

c) Other salient features

Average service time for handling 1000 tons of cargo decreased to 0.98 hours during the year. Average output of shore per gang shift

decreased to 478 tons during the year from 489 tons in the preceding year. The following table gives some of the important indicators in respect of shipping and traffic.

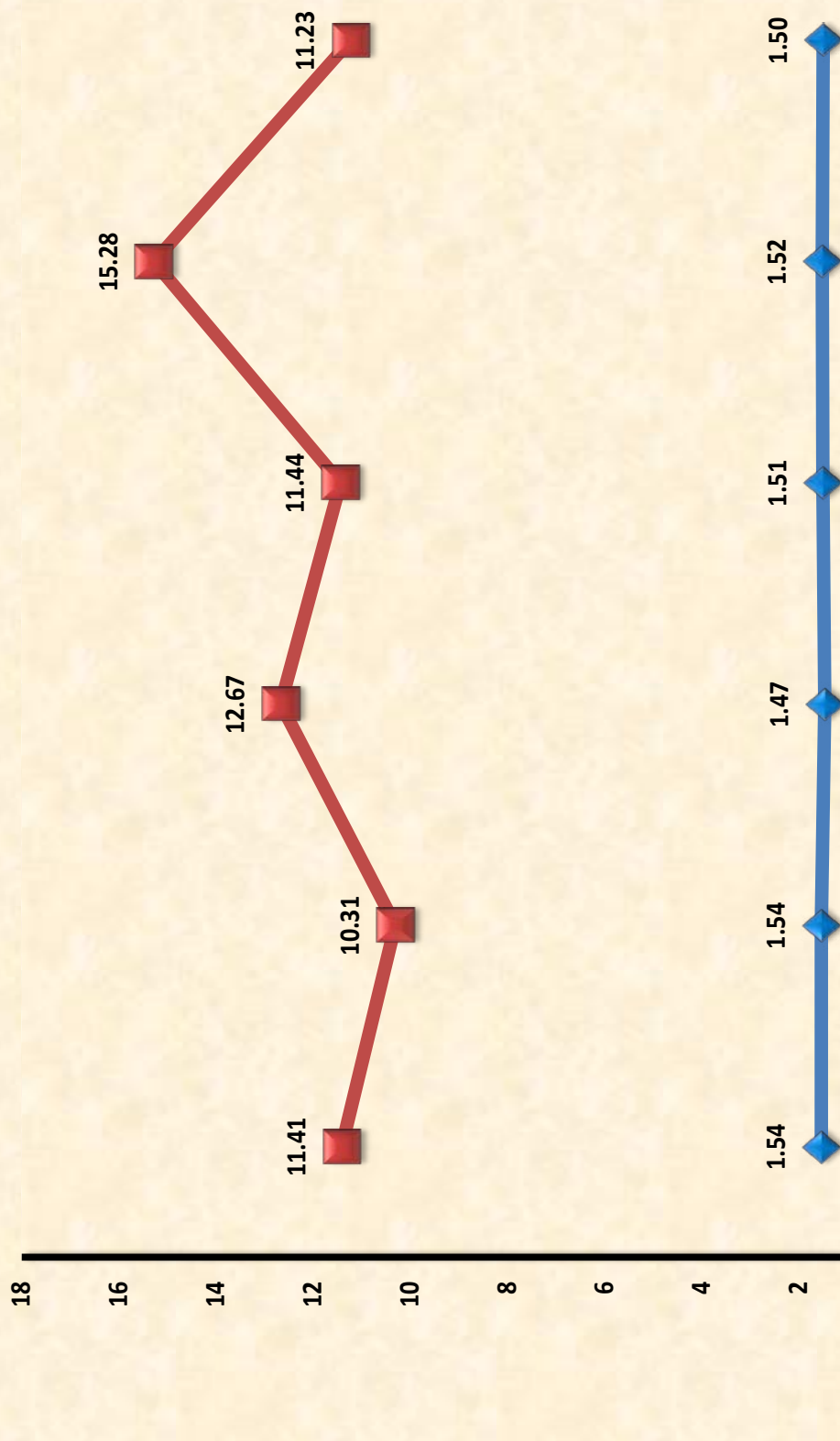
Sl.No	Indicators	2021-22	2020-21
1	Average service time per ship (total time in berth days)	1.18	1.26
2	Average service time per 1000 tonnes of cargo (in hours)	0.98	1.07
3	Average output of shore labour per gang shift (in tonnes)	478	489

The details of average productivity for effective hook hours are given below:-

(In Tonnes)

Sl. No.	Commodity	Average productivity per effective hook hours 2021-22
1	Break Bulk	
a)	DEFENCE CARGO	9
b)	METALS & METAL PRODUCTS	36
c)	ALUMINA IN JUMBO BAGS	31
d)	EXPLOSIVES	31
e)	BREAK BULK OTHERS	2
2	Dry Bulk	
a)	CLINKER IN BULK	95
b)	ILMINITE SAND	80
c)	SALT IN BULK	90
d)	SYNTHETIC RUTILE	45

DIAGRAM NO.10
YEARLY VARIATION IN AVERAGE DETENTION & AVERAGE TURNAROUND OF SHIPS CLEARED



4. Handling Rate

Average output per ship berthday increased to 24457 tonnes during the year from 22513 tonnes in the preceding year. Category wise output rates are furnished in the Statement No.22 in the Statistical Appendix.

5. Utilization of Storage facilities

The average utilization of storage area during the year was 100%. A statement showing the details of various storage facilities available and utilized during the year compared to preceding year is given below:-

Sl. No	Wharf	No. in Commission		Available (in M2)		Utilized (in M2)	
		2021-22	2020-21	2021-22	2020-21	2021-22	2020-21
1	Mattancherry						
a)	Ware Houses	4	4	12075	12075	12075	12075
b)	Overflow Sheds	3	3	6393	6393	6393	6393
c)	Transit Sheds	3	3	13110	13110	13110	13110
	Total	10	10	31578	31578	31578	31578
2	Ernakulam						
a)	Ware Houses	1	1	2680	2680	2680	2680
b)	Overflow Sheds	1	1	1580	1580	1580	1580
c)	Transit Sheds	1	1	3831	3831	3831	3831
	Total	3	3	8091	8091	8091	8091
3	Container Freight Station						
	Warehouses	1	1	10000	10000	10000	10000
	Grand Total	14	14	48476	48476	48476	48476

6. COCHIN – THE LEADING CRUISE DESTINATION IN INDIA

Cochin Port has developed International Cruise terminal “SAGARIKA” at Ernakulam wharf and a modern world class fully air-conditioned CRUISE PASSENGER FACILITATION CENTRE –“SAMUDRIKA”,

where all statutory clearances like Customs and Immigration for cruise passengers are given under single roof. Cochin Port also has a dedicated Cruise-cell available round the clock to service the exact requirements of the cruise vessels. However due to Covid-19 pandemic no Cruise vessels called at Cochin Port during the year.

1. Profit & Loss Account

The Profit & Loss Account for 2021-22 closed with a net profit of Rs. 8.90 Crores.

The Operating Income increased by 4.75% to Rs.71,580 lakhs during 2021-22 from Rs. 68,332 lakhs during 2020-21. The activity wise details are given below:-

2. Operating Income

(Rs. In lakhs)

Sl. No	Operating Income	2021-22	2020-21	Percentage Increase(+) Decrease(-)
1	Cargo handling and storage charges	27,087	25,699	5.40%
2	Port and Dock charges	33,586	32,006	4.94%
3	Estate Rentals	10,907	10,627	2.63%
	Total	71,580	68,332	4.75%

3. Operating Expenditure

Operating Expenditure increased by 6.95% to Rs.36,730 lakhs during 2021-22 from Rs. 34,343

lakhs in 2020-21. Activity wise details are given below:-

(Rs. In lakhs)

Sl. No	Operating Expenditure	2021-22	2020-21	Percentage Increase(+) Decrease(-)
1	Cargo handling and storage charges	5,022	5,288	-5.03%
2	Port and Dock facilities for shipping	18,596	15,526	19.77%
3	Railway workings	-	-	-
4	Rentable land and building	2,141	2,318	-7.64%
5	Management & General Administration	10,971	11,212	-2.14%
	Total	36,730	34,343	6.95%

4. Finance and Miscellaneous Income and Expenditure.

(Rs. in lakhs)

Sl. No.	Particulars	2021-22	2020-21	Percentage Increase(+) Decrease(-)
1	Finance & Miscellaneous Income	4,332	4,366	-0.78%
2	Finance & Miscellaneous Expenditure	38,292	37,635	1.75%

5. Capital Debts

Total Capital Debts including interest as on 31st March 2022 stands as Rs. 44,942.75 lakhs.

The value of Capital Assets (including Capital W.I.P) of the Port at original cost increased to Rs.71,230 lakhs as on 31st March, 2022 from Rs.70,606 lakhs as on 31st March 2021 as detailed below:-

6. Capital at charge

(Rs. in lakhs)

Sl. No.	Particulars	As on 31.03.2021	During the year		As on 31.03.22
			Addition	Deletion	
1	Land	5,149	0	0	5,149
2	Capital Dredging	8,440	0	0	8,440
3	Building, Sheds & Other structures	7,435	0	0	7,435
4	Wharves, Roads & Boundaries	21,221	24	67	21,178
5	Floating Crafts	13,069	0	0	13,069
6	Docks, Seawall. Piers & Navigational Aids	1,819	350	0	2,169
7	Cranes & Vehicles	1,633	0	117	1,516
8	Plant & Machinery	3,923	0	0	3,923
9	Installations for Electricity Water, Telecommunications & Fire fighting	7,065	0	0	7,065
10	Oil pipeline installations	383	0	0	383
11	Miscellaneous	100	0	0	100
	Total	70,236	374	184	70,426
	Capital Work in-Progress	370	643	209	804
	GRAND TOTAL	70,606	1,017	393	71,230

During 2021-22 Rs.1,751 lakhs was provided towards depreciation as against Rs.2,029 lakhs during the year 2020-21.

7. Reserve Fund

Balance position of various Reserve Funds as on 31.03.2022 and 31.03.2021 is given below:-

(Rs. in lakhs)

Sl. No.	Name of Fund	Balance as on	
		31.03.2022	31.03.2021
1	Capital Reserves	8,484	8,484
2	Reserve for Replacement, Rehabilitation & Modernization of Capital Assets	984	984
3	Reserve for Development, Repayment of Loan & Contingencies	689	689
4	Profit & Loss Account (Accumulated Loss)	47,633	48,524
5	Provision for Depreciation	34,062	32,430
6	Employees Welfare Fund	25	27
7	Family Security Fund	0.91	1
8	HBA Family Benefit Fund	40	38

DIAGRAM NO.11
DISTRIBUTION OF REVENUE ACCOUNTS

INCOME 2021-22

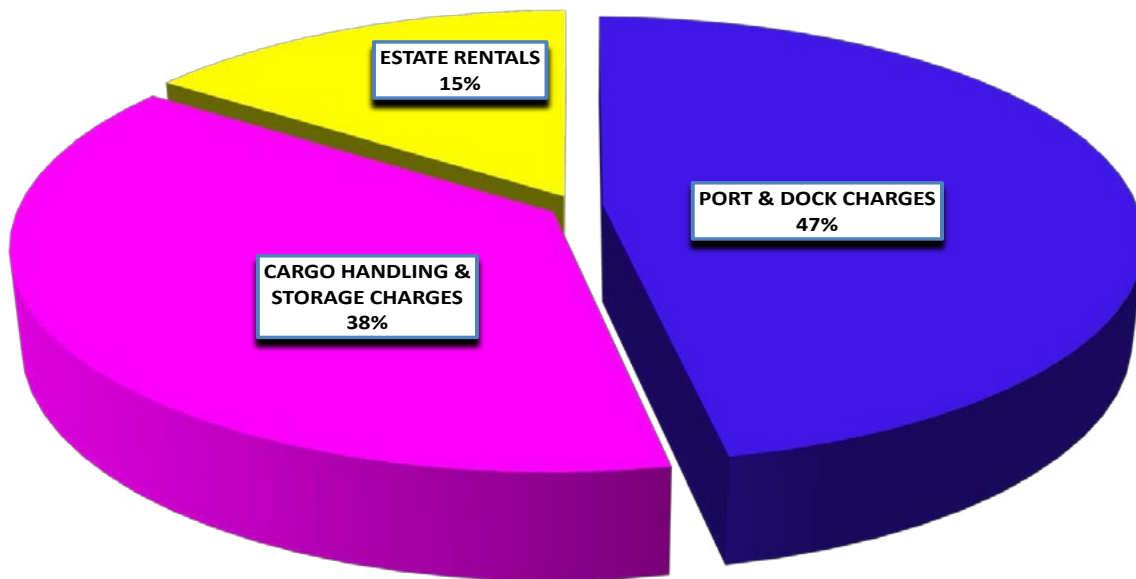


DIAGRAM NO. 12
DISTRIBUTION OF ACCOUNTS

EXPENDITURE 2021-22

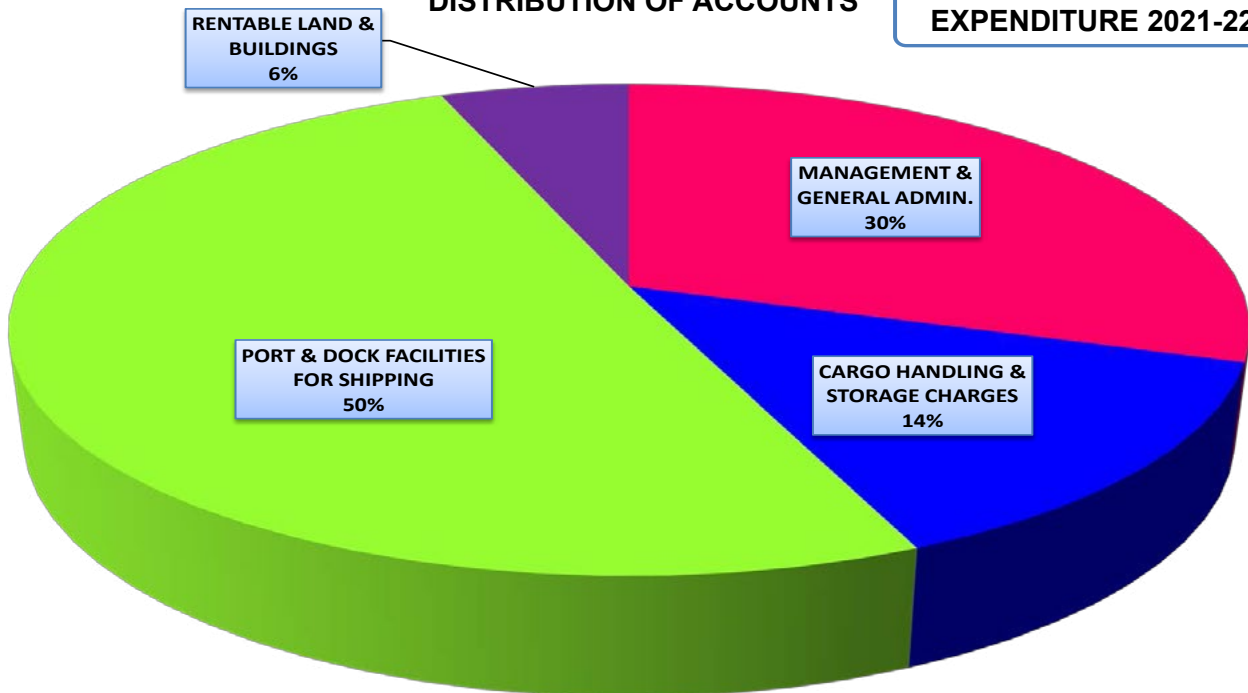
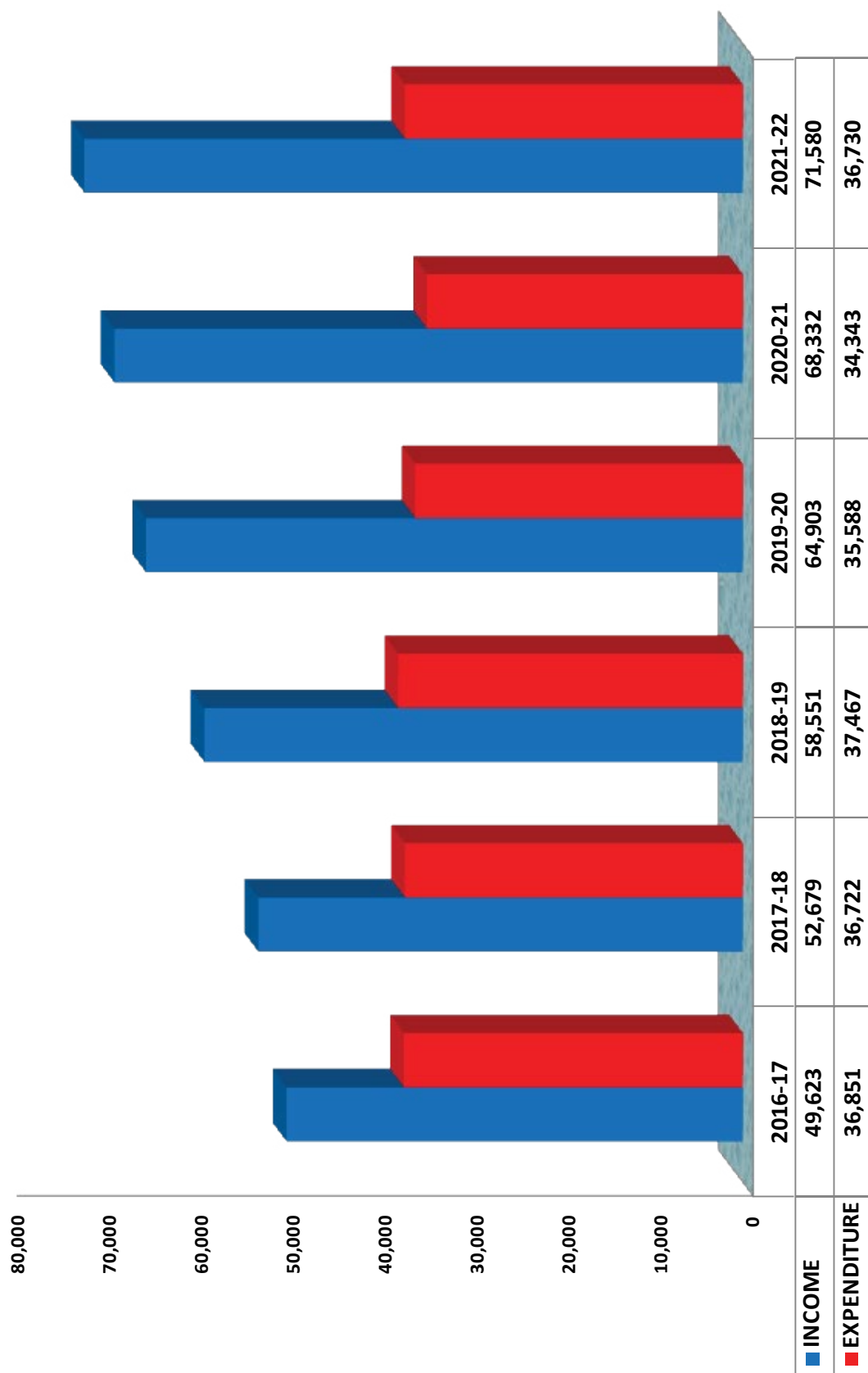


DIAGRAM NO. 13
YEARLY VARIATION IN OPERATING INCOME & EXPENDITURE (in lakhs)



8. Working Results at a glance

The results of the financial working of the Port during

the year compared to previous year are indicated below:-

(Rs. in lakhs)

Sl. No.	Financial Factors	2021-22	2020-21
1	Gross Income	75,912	72,698
2	Gross Expenditure	75,022	71,978
3	Net Surplus	890	720
4	Capital at charge at the beginning of the year	70,606	70,483
5	Capital at charge at the end of the year	71,230	70,606
6	Mean capital at charge	70,918	70,545
7	Capital employed	10256	-9,004
8	Return on capital employed (%)	8.68	8.00
9	Net worth	(-)33,638	(-)36,298
10	Percentage of net surplus to mean capital at charge (%)	1.25	1.02
11	Operating ratio (%)	51.31	50.26

I CAPITAL WORKS

The approved Annual Outlay for the year 2021-22 was Rs.2457 lakhs against this actual expenditure

during the year amounted to Rs.1515 lakhs as shown below:-

(Rs.in lakhs)

	Scheme	Outlay for 2021-22	Expenditure during 2020-21	Percentage
1.	GBS	10	0	0
2.	IEBR	2447	1515	61.91
	Total	2457	1515	61.66

Brief description of the works taken up during the Year 2021-22

1. Re-Construction of South Coal Berth (SCB) at Cochin Port

The project of Reconstruction of South Coal Berth (SCB) has been taken up for handling mainly raw materials of Fertiliser (Liquid Ammonia etc.) of M/s FACT, on EPC mode at an estimated cost of Rs 19.19 Crores .The project is being implemented under Sagarmala programme with 50% financial assistance from MoPS&W. Out of the balance 50%, the main user, M/s. FACT will provide 25% fund as advance and the same will be adjusted from their future wharfage charges and the remaining 25 % fund to be provided by Port. MoPS&W has released total amount of Rs. 7.967 Crores which is equal to 90% of Ministry's contribution.

Letter of Award for Reconstruction of SCB issued to M/s. KVJ Builders & Developers Pvt. Ltd., Kochi, for Rs.17,70,55,267.50, on 19-11-2020. Works commenced on 26-11-2020 . Due to stoppage of work / slow progress during the Covid-19 lockdown period, the work got delayed to some extent.

Physical progress achieved till 31-03-2022 is 85% and the project is expected to be completed by July 2022.

The technical scheme of the project was given by M/s NTCPWC after carrying out necessary Health Check-up Study by IIT, Madras, Chennai .

The reconstructed SCB will add 1.30 MMPT cargo handling Capacity of CoPA and maximum projected traffic is 0.90 lakh tonnes per annum.

The Hon'ble Prime Minister of India had laid the foundation stone for this project on 14-02-2021.

2. Environment Monitoring works in CoPA:

(i) Noise Pollution

The work of Conducting Noise monitoring at Cochin Port area for a period of fifteen months was awarded on 18/09/2020 to M/s. Hubert Enviro Care Systems (P) Ltd., Chennai, for an amount of Rs. 3,402/- plus GST. Work commenced from the month of October 2020 and completed in December 2021.

(ii) Ambient Air Quality

The work of Monitoring of Ambient Air Quality at Cochin Port area for a period of three years (Extendable for another Two Years) awarded on 22/12/2016 to M/s. Hubert Enviro Care Systems (P) Ltd., Chennai for an amount of Rs. 12,06,720/- plus GST for a period of three years and an amount of Rs. 8,04,480/- plus GST for the 4th and 5th year. Work commenced on 11-01-2017 and completed in December 2021.

Subsequently, work order for "Monitoring of Ambient Air Quality and Noise Level at Cochin Port area for a period of Three Years (Two years extendable)" for an amount of Rs. 7.39 lakhs (for 3 years) issued to M/s. Chennai Testing Laboratory

(P) Ltd. on 12-01-2022. They have commenced the work on 27-01-2022 and is in progress.

(iii) Water and Sediment quality parameters in the backwaters

Environmental Monitoring of water and sediment quality parameters in the backwaters around Cochin Port for a period of five years from Feb. 2017 awarded to M/s National Centre for Earth Science Studies (NCESS), Thiruvananthapuram, for an amount of Rs.30 lakhs plus GST. Work commenced from the month of Feb. 2017 and completed in January 2022.

Subsequently, work order for “Environmental Monitoring of Water and Sediment Quality parameters in the back waters of Cochin Port Authority for a period of 5 years from February 2022” for an amount of Rs. 24,95,700/- issued to M/s. Nitya Laboratories, Haryana on 22-02-2022. They have commenced the work on 21-04-2022 and is in progress.

3. Integrated Power Distribution Scheme (IPDS):-

i) CoPA had carried out for the “Strengthening of Sub Transmission and Distribution network at W/ Island area of CoPA’ at an estimated cost of Rs 5.39 Cr with Central Financial Assistance @ 60% of project cost under Integrated Power Distribution Scheme (IPDS) from Ministry of Power, Gol. The Project was approved by MoP on 28-04-2016. Sanction has been received from Power Finance Corporation, New Delhi on 09-08-2016. The following works such as:-

Providing Smart Metering / Pre paid metering infrastructure for consumers in urban areas of Cochin Port Authority, Kerala State W/ Island.

The work was carried out by M/s. NSoft (India) Services Private Limited, Bangalore on 08-03-2019 for Rs.161.79 lakhs. The entire work including integration of the new system with Cochin Port’s SAP was completed on 19-01-2022. The meter readings and demand notice to the consumers are generating through on-line.

4. The Cochin Port has tried to appoint Solar Power developers to carryout 350KWp Roof top Solar Power Plant on the top of employees quarters, tender were issued 4 times but could not award the contract, since the lowest bidder has not agreed to negotiate price per KWH of Rs.4.30 was quoted by them. Therefore on contacting SECI it was understood that they have invited tenders for RESCO in August, 2019 with a sealing price of 3.97 per KWH for zone 3 (States like Kerala, Chhattisgarh, Delhi and UP etc). On SECI option they have finalized the bid for zone 3 as Rs. 3.33 per KWH for RESCO model Solar Project. Since SECI’s declared successful bidder rate was Rs.3.33 per unit and the legalized tariff was 3.95 per unit for Kerala Region, it was decided to negotiate with L-1 bidder. But they have not attended the negotiation meeting and declined to reduce their price by e-mail. Accordingly re tenders were floated 3 times with a legalized tariff of Rs.3.33. But no successful bid has been received. Accordingly CoPA had decided to invite tenders through SECI and letter was sent to SECI to invite tenders for 350KWp Roof Top Solar Power Project. SECI informed that due to low requirement from the Govt. Departments the consolidated tender could be issued only after April 2022.

II. PRIVATE SECTOR/JOINT VENTURE SCHEMES UNDER IMPLEMENTATION

1. Development of an International Ship Repair facility at Willingdon Island.

The Project of Development and Operation of International Ship Repair Facility (ISRF) at Willingdon Island through Private Sector participation was awarded to M/s. Cochin Shipyard Limited on 19-09-2012. The proposed facilities consists of a Ship lift System with 3 transfer Tracks & 3 parking bays for simultaneous docking of 6 vessels of LOA 130 meters. Beam 25 meters and Maximum Light Weight in the Dry Dock Position 6000 T (upto 25,000 DWT). The

anticipated project cost to be invested by M/s. CSL is approximately Rs.970 crores. As per the contract, total lease period is 30 years and the facilities are to be made fully functional by July, 2023.

Port had handed over 16.25 Ha of land area and 15 Ha. of Water area on lease basis to M/s. CSL for development of ISRF including Ports Workshop and Dry-dock. The project started on 09-01-2018.

Overall physical progress of the project as on 31-03-2022 is 78 %.

III. GRANT-IN AID WORKS

a) Developing a Walkway/ Promenade from new Mattancherry Bridge to Alexander Parambithara bridge

The work of Developing a Walkway/Promenade on the southern side of NH 966B (old NH 47A) on Willingdon Island comprised of developing the backwater frontage of about 2.1 km length for a width up to 20 m between the Mattancherry BOT bridge and Alexander Parambithara bridge has been taken up with the financial assistance provided by M/s. BPCL, Tourism Dept., GoK and Ministry of Tourism. The work has been executed in three phases.

In first phase, walkway for about 350m was developed with an amount of Rs.99.05 lakhs with the fund provided by BPCL-KR through District Tourism Promotion Council and the work was completed in June 2013.

In second phase, the work of Development of walkway for about another 140m was executed with financial assistance of Rs.50 lakhs accorded by Dept. of Tourism, Government of Kerala and the work was completed in May 2015 at a cost of Rs.54.80 lakhs.

In third phase, the work on the remaining portion of walkway for about 1510 m length upto the Kannanghatt bridge, has been taken up with

financial assistance of Ministry of Tourism (MoT), GoI for Rs.830.24 lakhs, The project has been completed on 17/12/2020 with a completion cost of Rs.826.59 lakhs.

Further work for Additional Tourism Facilities were also taken up at CoPA walkway with the financial assistance sanctioned by MoT for Rs.466.47 lakhs vide letter dated 12/12/2018. The project has been completed on 07.07.2021 with completion cost of Rs.471.29 lakhs.

The entire four phase of the Project has been completed on 7.07.2021.

b) Developing Additional Infrastructure at New Cochin Port Cruise Terminal

The work of Developing Additional Infrastructure at New Cochin Port Cruise Terminal (Sagarika) has been taken up as a measure to provide additional logistic to accelerate Foreign Tourist Arrivals in India with the financial assistance of Ministry of Tourism (MoT). The project includes Development of Parking area, installation of physical security products and furniture for the New Cruise Terminal and Development of Kochi Haat (Stalls for tourists) adjacent to the New Cruise Terminal.

Ministry of Tourism vide letter 13-12-2019, have accorded approval for the project proposal and sanctioned an amount of Rs.1029.70 lakhs. The civil work was awarded to the contractor Shri. Shajilal.T.M with a contract amount of Rs.476.11 lakhs on 16-06-2020.

Project is completed in all respects on 20.01.2022, with a completion cost of Rs.888.63lakhs.

c) Swachh Bharath & ATR on Green Port initiative:

Providing Shore Power Supply to the vessels calling at Lakshadweep Berth at Willingdon Island" under the Plan Scheme Implementation of Environmental Management and Monitoring Plan (EMMP):-

The work was proposed to take up in two stages:

- 1) Shore power supply of 125 KW power has been installed at Mattanchery Wharf at a cost of Rs.4,86,425/-and the work has been completed on 29-05-2019.
- 2) Providing Shore power to the vessels calling at UTL & nearby berths in Cochin Port- Phase II Work order was placed on M/s.Techno Engineering Corporation, Cochin for a contract amount of Rs.1.14 crores on 05/10/2019. The work has been completed on 09-06-2020 and statutory approval from Central Electric Authority received on 09-10-2020. The cost of the project will be equally shared by Cochin Port and Union Territory of Lakshadweep. The UTL has been asked to share the 50% cost of Rs.57 lakhs and are yet to submit the amount.

IV. DEPOSIT WORKS

1) Construction of a Jetty for Gol at Cochin Port

The work of Construction of a dedicated Jetty for berthing defence vessels, north of naval jetties in Ernakulam channel of Port with an estimated cost of Rs.122.32 crores for a Defence organization under Government of India was taken up as a deposit work.

MoU was executed between CoPA and Govt. of India for the project on 22-12-2016 and Environmental and Wildlife clearances were obtained for the project.

Project was executed through following contracts :

- a) The Jetty construction work was awarded to M/s. Marymatha Construction Co., Muvattupuzha, for an amount of Rs.59.75 crores and the work is in progress. The work completed on 14.05.2020 with a completion cost of Rs. 53.505 crores.
- b) Capital dredging for maneuvering basin of the Jetty area was executed through Dredging Corporation of India. The cost of Dredging is Rs.

1.13 Crores

- c) Construction of Bridge to Naval Area and Allied Facilities for Govt. of India was awarded to M/s.T.O Ittoop & Associates Engineers & Contractors, Cochin-12 and completed on 15.02.2020 with a completion cost of Rs. 2.53 Crores.
- d) Development of two land plots for Gol was awarded to M/s. Surya Constructions, and work completed on 20.04.2019 with a completion cost of Rs.807.91 lakhs.
- e) Environmental monitoring during construction stage of Jetty by M/s Hubert Enviro Care Systems (P) Ltd., Chennai, completed on 16.07.2020 at a cost of Rs.11.22lakhs.
- f) Providing Ductile Iron fresh water pipe lines to various plots allotted to Gol was awarded to M/s. Hash & Company, Cochin-03 and work completed on 05/02/2020 with a completion cost of Rs. 64.71 lakhs.
- g) Additional works at the Jetty, Building and land areas of Gol at Cochin Port: Work has been awarded to Sri.Shaibal. T.M , Kalpetta at a cost of Rs.373.12 lakhs on 16.07.2021 and till 31-03-2022 the physical progress of the work is 89% and the work is expected to be completed by April 2022.
- h) Other remaining/ additional works are in various stages of implementation.

Cochin Port is expected to earn about Rs. 7.00 crores, which is 7% of the value of the executed works , as PMS charges from this project.

2. Construction of Berth for Indian Coast Guard at Cochin Port.

- a) The work of Construction of Berth and allied facilities in Mattancherry channel of Port with land connection to Fort Kochi for Indian Coast Guard has been taken up as deposit work with an estimated cost of Rs.117.48 Crores.

MoU was executed between CoPA and Indian Coast Guard for the project on 03-04-2017. The Jetty construction work was awarded to M/s. Kargwal Constructions Pvt., Mumbai for Rs.58.71crores, on 14-09-2018. The work has been completed on 21.01.2022.

b) Installation of 15T capacity ELL crane has been taken up and in progress and expected to be completed in May 2022. But the crane will be put to operation only after getting necessary power supply, to be arranged by ICG

c) The work of Capital Dredging for manoeuvring basin of the Jetty area has been awarded to M/s. Rock & Reef Dredging Pvt.Ltd Navi Mumbai for Rs 37.36 Crores on 20-10-2021. The dredging work commenced on 10-12-2021 and the physical progress of the work is 90% and expected to be completed in April 2022.

d) Environmental monitoring during construction stage of Jetty by M/s. Chennai Testing Laboratory Pvt. Ltd., Chennai, is in progress.

Cochin Port is expected to earn about Rs.7 Crores, which is 7% of the value of the executed works, as PMS charges from this project.

3. Re-construction of North Jetty for Indian Navy at Naval Base, Kochi

Indian Navy had entrusted Cochin Port Authority the project of 'Re-construction of North Jetty after demolition of existing jetty at NSRY (Kochi), Naval Base, Kochi' with an estimated cost Rs.596.43 Crores (inclusive of 12% GST) as Deposit Work.

MoU was executed between CoPA and Indian Navy for the project on 22-02-2019. Indian Navy has so far released a total amount of Rs. 228.62 crores to Cochin Port for this project

The Project Management Consultancy is entrusted with M/s.AECOM.

The work of "Re-Construction of North Jetty at Naval Base, Kochi, on EPC Contract Basis" (Est. Cost – Rs, 461.60 Crores) was awarded to M/s.

Afcons Infrastructure Ltd, Mumbai, for Rs. 399.51 crores on 22.10.2020. The work is in progress and the contract period is 48 months. The work is scheduled to be completed in Oct. 2024.

As per the MoU, the timelines for completion of the project is 48 months from the date of issue of the first work order by CoPA for construction works.

Cochin Port is expected to earn about Rs.34.80 crores [@ 7%] of actual expenditure] as Departmental charges, from this project.

4. Construction of International and Domestic Cruise Terminal and other Allied Facilities at Mormugao Port Authority, Goa, through Engineering, Procurement and Construction (EPC) Contract.

Cochin Port has been engaged by Mormugao Port as Project Management Consultant for execution and management of Development of International and Domestic Cruise Terminal, Ro-Pax, Ferry and other allied activities at Mormugao Port .

The work has been awarded to M/s. RCC-ACC(JV), Haryana for Rs. 74.11 cores on 15-03-2022. The work commenced on 30-03-2022. The contract period is 18 months and the work is in progress.

Cochin Port is expected to earn about Rs.4 crores as Departmental charges, from this project

5. Maintenance Dredging in front of LNG basin

Cochin Port has taken up the dredging work at the LNG basin for the year 2021-22 on Deposit work terms for M/s. Petronet LNG Ltd. along with the Maintenance dredging contract at a cost of Rs. 17.43 Crores, PMS charges @10% of the cost of work done which is about Rs.1.743 Crores, is being paid by P L L.

6. Capital Dredging for MULT jetty basin at Puthuvypeen in Cochin Port.

The work of Capital Dredging at MULT basin have been awarded to M/s. Rock & Reef Dredging Pvt.Ltd

Navi Mumbai for Rs. 65.63 Crores on 2-02-2022. The dredging work commenced on 18-03-2022 and is in progress. The capital Dredging work is expected to be completed by September 2022.

Cochin Port is expected to earn about Rs.2 crores as Departmental charges, from this project

V. WATER PROCURED DURING THE YEAR

The quantity of water procured from Kerala Water Authority was around 946.92 Million litres during the year 2021-22 and value of the water procured is Rs.3.98 Crores. The water has been distributed to Port users including selling water in the tune of Rs. 1.20 Crores.

VI. DREDGING

The Dredger G.H.D.Nehru Shatabdi has

been attending to dredging in various areas of the Port. The vessel worked for 103 days during the year and removed a total quantity of 2.89 lakhs cu. metres of spoil. Details of working of the Port's dredgers are given in Statement No.30 in the Appendices.

During the year 2021-22, Maintenance Dredging in the Port channels (including LNG basin) was carried out by M/s. Dredging Corporation of India. The total bulk volume of spoil removed during this year was 232.95 Lakh cubic metres (@ a density of 1.30T/cum.) and work completed at a cost of about Rs.118.76 crores.

VII.STORES

The stock position as on 31.03.2022 is given below:-

(Rs. in Lakh)

Sl.No.	ITEM	2021-22	2020-21
1	Stock at the beginning of the year	72	65
2	Stock at the end of the year	73	72

VIII. COCHIN FISHERIES HARBOUR

The functioning of Cochin Fisheries Harbour was affected by the COVID-19 Pandemic during the year (2021-22). The Harbour Administration had registered an operational income of Rs.3,96,87,904/- (including interest on FD's) against an expenditure of Rs.2,64,15,009/-. Boat calls at CFH during the year included 1373 Purse-seine Net boats, 2004 Gill Net boats, 3051 Trawl Net boats and 421 Vallams

IX. ELECTRICITY

2,53,48,050 (253.480 Lakhs) units (kwh) of electricity at Willingdon Island and 1,10,75,850 (110.758 Lakhs) units (kwh) of electricity at Vallarpadam (Total 3,64,23,900(364.239 Lakhs) units (kwh)

were purchased from KSEB) and 5,607 units of power (kwh) of electricity was generated at CoPA's Powerhouse. In addition to the above, CoPA has installed Solar Power plant of 250 kWp capacity which has generated 3,57,214 (3.57 lakhs) units (kWh) of power during the year 2021-22 . Hence total quantum of power handled by CoPA was 3,67,86,721 units (Kwh) for Port's own purpose and for distribution to consumers during the year 2021-22 i.e. Total power consumption during the year 2021-22 is Lakh 367.867units (kwh).

X. ESTATES

Total land area of Port is 2177 acres including land at Puthuvypeen, Vallarpadam, Mulavukad,

Palluruthy, Ernakulam, Fortkochi and Thevara. 883.95 acres were on lease during the year as

against 874.78 acres in the preceding year as may be seen from the following table:

Type of Lease hold	2021-22		2020-21	
	No.of Lease holds	Area (Acres)	No.of Lease holds	Area (Acres)
Government	37	86.84	36	74.12
Quasi –Government	51	459.77	52	462.72
Private	181	337.34	184	337.94
TOTAL	269	883.95	272	874.78

XI. SAFETY AUDIT

During the year 2021-22, quarterly audit was conducted in the month of May, 2021, September-2021 and February-2022 as per MoPS&W direction.

XII. Modernization / Upgradation of CFH

The Ministry of Fisheries, Animal Husbandry and Dairying vide their letter dated 25/02/2022 has approved the proposal of Cochin Port Authority for Modernization and Upgradation of Cochin Fisheries Harbour at Thoppumpady at a total estimated cost of Rs.169.17 crores and Ministry of Ports, Shipping and Waterways has granted a sum of Rs.50 Crores and Ministry of Fisheries has granted Rs.50 Crores

and PPP Operators will invest Rs.55.85 Crores and remaining amount will be met by Cochin Port's own resources. The Fishing Harbour is built on a land area of 27.86 acres, and the Wharf is 336 meters long.

The present project for Modernization of Cochin Fisheries Harbour is to set up Infrastructure facilities on par with International Standards and will have temperature controlled auction halls, packing units, mechanical retrieval and Conveyors to transfer fish in crates from the boats to the auction hall, chilled room for storage, ice plant, fuel outlets, net mending yards, mooring facilities for the boats, vehicle parking station, canteen facilities etc.

1. Labour Situation

2021-22 was strike free year for the Port. Labour situation at the Port was generally peaceful during the year.

2. Family Security Fund

An amount of Rs.5,89,000/- was disbursed to the employees and their families from the Family Security Fund on retirement/death.

3. Accident to Shore Workers

Nil

4. Group Insurance Scheme

An amount of Rs. 40,65,956/- was disbursed to the retired employees and dependants of deceased employees under the Group Savings Linked Insurance Scheme of LIC of India.

5. Exgratia Relief from the Welfare Fund

A sum of Rs.1,00,000/- was disbursed from the Welfare Fund as aid to meet the funeral expenses of deceased Port employees.

6. Scholarships

Merit Scholarships were distributed to the children of the Port employees studying in various grades ranging from Secondary School level to Post Graduate Course including Medical, Engineering and Technology. Amounts of Scholarships ranged from Rs. 250 to 1000 per annum with duration of 2 to 5 years.

7. Children's Education Allowances

Children's Educational Allowances and reimbursement of tuition fees at a maximum of Rs.27,000/- each child, limited to two children of Port employees, were granted upto Higher Secondary classes as per the Government rules and envisaged in the current Wage revision settlement.

8. Co-operative Society

Cochin Port Employee's Co-operative Society registered under the Kerala Cooperative

Societies Act, 1969 is functioning in Cochin Port Authority with full patronage of Port employees. It promotes the welfare of Port employees by providing loans to the employees and receiving their deposits.

The Society also distributes educational awards and scholarships among the children of employees. Society also introduced Risk Fund scheme followed by the Government of Kerala to protect the family from future liability after the death of employee. This Society with a Class I Super Grade is considered as one of the finest Employees Society in the state of Kerala.

9. Sir Robert Bristow Memorial Mutual Benefit Fund

Sir Robert Bristow Memorial Mutual Benefit Fund, a charitable institution established in the year 1956 and registered under Travancore-cochin Literary Scientific and Charitable Societies Registration Act of 1955 is functioning in Cochin Port. The Fund extends Scholarships to the children of members and death relief for the members and their family. Financial aids are being given for the treatment of deadly diseases such as Cancer, Heart Bye Pass Surgery, Kidney dialysis, Stroke etc for Bristow Fund members & Staff as well as other employees working under Cochin Port Authority.

10. Canteen

The Canteen and Cafeteria are run by respective Canteen Management Committee.

11. Schools

a) Sisu Vihar Nursery School

A Nursery School, 'Sisu Vihar', run by the Women's Club of Willington Island is functioning at North End, for which required infrastructures are provided by Cochin Port Authority.

b) Sir Robert Bristow Primary & Secondary School

Land & Buildings have been provided free of cost to the Kerala State Government for running

the Primary & Secondary School. 10,000 Gallon fresh water is granted to the schools every month free of charge.

c) Kendriya Vidyalaya

A Kendriya Vidyalaya is functioning within The Port area in Willingdon Island. Land, Building & Furniture have been provided by the Port. 5 seats in each section of class 1 and 10 seats in all other classes are reserved for the children of Port employees.

12. Sports and Games

In the All India Major Ports Athletic Championship held at Visakhapatnam Port Authority from 29th April to 1st May, 2022 Cochin Port Team secured 9 Gold, 2 Silver and 2 Bronze medals in various categories. The medals were won by Shri K.J.Joyson, Manager, Finance Dept. (4 Gold, 1 Bronze), Shri P.A.Suneer, Sr.Accountant, GAD (4 Gold, 1 Silver and 1 Bronze), and Shri T.S.Vinoy, Manager, Finance Dept. (1 Gold, 1 Silver and 1 Bronze)

In the All India Major Ports Shuttle Badminton Championship held at Deendayal Port Authority from 25th to 27th April, 2022, Cochin Port Team won the Team Championship in Men Category. Shri Joy T.Antony, Sr.Accountant was the champion in Individual Men Singles and Men Doubles category. Shri Riju Pappachan, Leading Fireman won Silver Medal in Veteran Singles category.

Shri Joy T. Antony, Senior Accountant, GAD represented India in the BWF Senior World Badminton Championship held at Huelva, Spain from 28th Nov. to 4th Dec. 2021 and this is his fifth consecutive World Championships. Considering his performance, he was honoured by the Shri Sarbananda Sonowal, Hon'ble Union Minister for Ports, Shipping & Waterways in a function held at Cochin.

In the All India Major Ports Volleyball and Beach Volleyball Championship held at Paradip Port Authority from 12th to 15th April, 2022, Cochin Port team was the Runners up in the Volleyball event.

Shri Abdul Nazer, Manager was the Coach of the Kerala (Men) Senior Volleyball team in the Senior National Volleyball Championship held at Bhuvaneswar during Dec., 2021. He was also the Coach of the Kerala (Women) team which participated in the Federation Cup held at Rajasthan during Jan. 2022 wherein the Kerala team secured second position.

In the All India Major Ports Lawn Tennis Championship held at New Mangalore Port Authority from 4th to 6th April, 2022, Capt. J.J.Alapat, Deputy Conservator won Bronze Medal in Men Singles and Veteran Singles Category.

13. Housing

During the year (as on 31.3.2022) 105 employees were provided with quarters. Category wise details are given in the following Statement.

Category of employees	Type of Quarters (Numbers)								Total allotment
	I	II	III	IV	V	VI	VII	Un classified	
Class I	0	0	0	0	12	2	3	0	17
Class II	0	0	0	1	8	0	0	0	9
Class III	0	30	61	9	0	0	0	0	100
Class IV & Shore Labour	3	1	0	0	0	0	0	0	4
Other allotment	87	183	24	0	3	1	1	0	299
Vacant & Damaged	22	61	30	17	2	5	1	1	139
Gross Total of Qtrs.	12	275	115	27	25	8	5	1	568

14. Security

The CISF in Cochin Port is having an authorized strength of 171. The Unit is headed by a Dy.Commandant. The security and protection of all vital installations are taken care of by CISF. This includes Oil Tanker berths (OTB), COT, Ernakulum and Mattancherry wharfs, BTP, South Coal Berth and LNG. Security cover is provided by means of static duty posts, boat patrolling and QRT. QRT is deployed with specially trained personnel in dedicated vehicle, equipped with weapons, Bulletproof Jackets and Wireless sets round the clock, to meet any eventuality.

Boat patrolling is carried out round the clock by specially trained marine QRT personnel equipped with weapon and wireless sets, in the Ernakulam and Mattancherry channels. Thorough security check is conducted while entering and exiting the Wharf area.

CCTV coverage /surveillance are available in the port area. Total 52 CCTV cameras have been installed in CoPA (out of which 35 are monitored by CISF). Communication is maintained through intercom and walkie talkies. The Radio Frequency Identification System installed at Ernakulum Wharf gate on 27.06.2016. Special Security arrangement to Cruise Ship operation is being done as per SOP formulated by MHA & MoPS&W. A dedicated team of Crime & Intelligence Wing is deputed for collection, analysis and dissemination of advance intelligence on Crime/trade Union activities.

15. Medical Facilities

Cochin Port Authority Hospital had a capacity of 110 beds till 31-12-2021 and the number of beds reduced to 50 with effect from 01-01-2022. The hospital is controlled and managed by the Chief Medical Officer with the assistance of 1 Dy. CMO (GD), 3 Sr. Medical Officers (GD), 3 Medical Officers and 4 contract Medical Officers. One Sr.Dy.CMO post is kept vacant.

The specialty management is being carried out with help of 25 various part time visiting Specialists, including 6 Super Specialists. These

specialists attend OP and IP care but availability of time for their service is limited and majority specialty management takes place in private hospitals by referring by these specialists and also by port doctors. Our medical officers and Sr.M.Os (GD) used to manage minor and moderate illnesses and refer all severe cases and major surgical cases to higher centers (both public and private). The referred patients are eligible for reimbursement as per CGHS rate. The beneficiaries of medical treatment in port hospital are the Port employees and dependents including DLD employees and their families, CISF personnel and their dependents, Pensioners and their spouses, FACT employees posted in W/Island, Cochin Shipyard Ltd. employees who are deputed from Cochin Port and their dependents, Pensioners and dependants of other Ports employees settled at Cochin (on payment basis) etc. Emergency treatment at Casualty round the clock is available for public on payment. First aid treatment at casualty is being provided free to all contract staff of Cochin Port, to school children in w. island and those public who have difficulty to pay the op charge.

OP department is functioning on all working days from 8.00 AM to 4.00 PM. 25 Part Time visiting Specialists conduct their OP on working days at fixed timings.

Twenty four hour casualty is functioning at Cochin Port Hospital. There are separate Male & Female IP wards including Medical, Surgical, and also Officers ward with 4 AC Rooms exclusively for Officers and their families. There is also new block ward with Ten double rooms (Total 20 beds) which is kept for Covid Related Patients, female ward is converted temporarily as vaccination area with waiting hall in connection with Covid and so far 3097 beneficiaries (include Port employees/dependants, Pensioners/dependants, CISF personnel/dependants, Seafarers and Public) received vaccination.

The ICU of this hospital is provided with 7 beds with Cardiac monitors, defibrillators and centralized Oxygen supply and Centralized suction

system. Cardiac Monitors are being provided in ICU & Operation Theatre. But as port hospital has no full time specialists, serious patients are referred to higher centers after consulting part time specialists.

Pulmonary Function Tests, Audiometry screening and Titmus vision test are also done whenever necessary. Dock safety medical checkup is being carried out by one Sr.MO (GD) and one MO who are qualified in AFIH (Associate fellowship in Industrial Health).

We have operation theatre complex marked as major operation theatre and minor theatre. Surgeries including General surgery, Eye, ENT & Gynecology surgeries can be done. However due to Covid and also due to shortage of trained theatre staff the operation theatre was partially closed.

In Gynecology and Family welfare section, one part time Gynecologist is appointed and minor procedures are being done and major cases are being referred as per her advice.

47279 Outpatients attended this hospital during the year 2021-22 & average Inpatient occupancy was 3. Due to Covid pandemic there has been considerable reduction in OP & IP. The telemedicine system was introduced and encouraged to control the spread of Covid.

The First Aid post located at CFS is fully functional. Ambulance service is available for the hospital, and is attached to Fire service under Deputy Conservator. Hired ambulance is made available whenever there is an emergency.

Separate O.P. for Covid and other fever management also functioning under duty Medical Officer.

A well-equipped computerized Lab and X-Ray departments are functioning during OP hours on all working days.

Cochin Port Hospital has the latest Hi frequency X-ray machine and CR system in the hospital along with a mobile Xray unit. In order to

reduce the cost of X-ray films, X-ray images are being sent to all doctors OPD, Wards, and Casualty through Computer mail delivery system, thereby reducing the cost of X-ray films

Cochin Port Hospital has the latest Hi frequency X-ray machine and CR system in the hospital along with a mobile X-ray unit.

Kitchen and Diet Section is functioning on all days. Biogas plant attached to kitchen is functioning well, thereby reducing the cost of cooking gas.

Pharmacy is functioning on all working days from 8 am to 5 pm. Bio Medical Waste Management of Solid waste is by 'Image' of Indian Medical Association and Liquid Waste by Effluent Treatment Plant are being done as per the guidelines of Kerala State Pollution Control Board and certified by KSPCB.

Bio Medical Equipment Calibration is done for all equipments in the hospital on annual basis.

School of Nursing started in the year 2000 with an intake of 20 students every year. From 12-05-2010 onwards, it is functioning under Cochin Port Trust Educational Society which is registered under Travancore-Cochin Literary Scientific and Charitable Society. The society consists of Chairperson of Cochin Port as Chairman, Governing Body, Dy.Chairman of Cochin Port as Dy.Chairman of Governing Body, Chief Medical Officer, Cochin Port as Convener of Governing Body, Secretary and all other HoDs of Cochin Port and the Principal, School of Nursing as Governing Body members.

It functions as a self financing institution under the guidance of Chief Medical Officer and one M.O. in charge with staff strength of One Principal, One Vice principal and 3 Tutors. At present there are three batches with 57 students undergoing the General Nursing and Midwifery course, with Hostel accommodation.

Three (3) Nurses (temporary) rendered their services in Cochin Port Hospital after their course from the School of Nursing. Regular classes restarted after

online teaching during the pandemic period

the year 2021-22 are furnished below:-

Details of Medical treatment given during

(A) OP Section	2020-21	2021-22
(i) Port employees and their families	16671	15637
(ii) Non Port employees	896	1420
(iii) CSL Dispensary in W/Island	1013	867
(iv) Pensioners	26524	26138
(v) CISF	3759	3165
Total	48863	47227
(B) IP Section		
(i) Port employees and their families	188	264
Grand Total	49051	47491

16. Hospital/ Medical Reimbursement

In addition to the Medical facilities provided through the Cochin Port Hospital, an amount of Rs.70,42,807/- was reimbursed during the year 2021-22 towards medical facilities availed in referred hospitals, investigations done outside, medicines purchased from outside. Amount paid for reimbursement of medicines purchased from outside by Pensioners during the year 2021-22 is Rs.2,35,706/-.

17. Grievance Redressal

As per Ministry's directive, Public Grievance Redressal Machinery was constituted in Cochin Port Authority in 1991. The Secretary is the Director of Public Grievances. The Deputy Heads of each Department is acting as Grievance Officer to attend the Public Grievances received by that department. Complaints/suggestion boxes have been kept in prominent places in each department to receive the grievances/complaints. Cochin Port regularly checks the grievances submitted online by employees/general public in the Govt. of India website of Central Public Grievance Redressal and Monitoring System (CPGRAMS) and the grievances are disposed off in a time bound manner. A direct link to CPGRAMS website (pgportal.gov.in) has been provided in the website of Cochin Port for online submission of grievances (www.cochinport.gov.in). Employees

can submit their grievances with concerned Officer/ Divisional Officer for redressal. In the event of non redressal of grievances, the employees can take up the matter with concerned Head of Department failing which again at the level of Dy.Chairman. Employees resort to this by way of personal appearance or through written submissions. Aggrieved employees can also personally meet the Chairman with their grievances as Chairman has earmarked public time once in a week for receiving grievances and such grievances are examined on priority and replied to the concerned employees.

18. Citizens'/ Clients' Charter

A Citizens'/Clients' Charter (CCC) is the expression of an understanding between citizens/ clients and the provider of a public service with respect to the quantity and quality of services the former receive in exchange for their taxes/tariffs. It is essentially about the rights of the public and the obligations of the public servants. Clients also have certain obligations to be fulfilled, for the successful implementation of such a charter.

The Citizens'/Clients' Charter of Cochin Port Authority has been formulated as per the Result Framework Management System of Cabinet Secretariat. A Taskforce (consisting of Port Officials and representatives of stake holders) constituted for formulating and reviewing the Clients Citizens

Charter, meets on quarterly basis and views the Citizen Charter for periodical modifications if any. The Citizens'/Clients' Charter is hosted in the website of Cochin Port Authority and made available in all Departments.

19. Group Gratuity Scheme

An amount of Rs. 25,000/- was received from LIC of India during the year 2021-22 under the Group Gratuity Scheme.

20. Transport facilities

The Dredger Crew and staff posted at Cochin Oil Terminal are provided with free Transport facilities by launch from shore to Vessel/terminal and back.

21. Internal Complaints Committee

The Complaint committee (Women Cell) was formed in the year 2004 in compliance with the directions of the Hon'ble Supreme Court of India for prevention of sexual harassment of women in workplace and redressal of the complaints of the victims. After the enactment of the Sexual Harassment of Women at Work place (Prevention, Prohibition and Redressal) Act, 2013 the Complaints Committee was reconstituted as Internal Complaints Committee. The Internal Complaints Committee held three meeting during the year 2021-22.

22. Other Labour Welfare activities

Three Dependants of deceased Port employees submitted there application for

considering job on compassionate ground during 2021-22.

23. Additional Welfare Facilities provided for Dock Labour Division Employees.

a) Financial help for marriage of children of employees.

Employees of Dock labour Division are being granted a gift of Rs.500/- for the marriage of one of their children in the service period. Amount paid 2021-22 Nil.

b) Financial Assistances for purchasing spectacles.

A sum of Rs.100/- or the actual cost of spectacles whichever is less is being paid to employees / workers for the purchase of spectacles once in 5 years. Amount paid 2021-22 Nil.

c) A gift of Rs.1000/- in lieu of memento at the time of retirement. Amount paid during the year under report is Rs.15,000/-

d) Scholarship Award and prizes to the children of employees.

Scholarship Awards are granted to the children of the employees studying in standard V and upto Post Graduate / professional course on merit basis. Amount paid during the year under report is Nil

e) Number of Hostel allotted in 2021-22 - Nil.

A. MILESTONES / ACHIEVEMENTS

The Port achieved a cargo throughput of 34.55 million metric tonnes during the year 2021-22 showing an increase of 9.67% over 2020-21. Total No. of Containers handled during 2021-22 is 7.36 lakhs TEUs and during 2020-21 is 6.90 lakhs TEUs registering a growth of 6.65%.

B. SWACHH BHARAT CAMPAIGN

“Swachh Bharat Campaign”, the cleanliness drive to keep India clean and tidy. The Ministry of Ports, Shipping & Waterways has instructed all Major Ports to make concerted efforts to show visible results on this front. Accordingly, various departments and CISF personnel in Cochin Port Authority observed ‘Swachhta Pakhwada’ from 15.09.2021 to 30.09.2021 and 01.11.2021 to 15.11.2021 (30 days in total) Special cleanliness drive has been carried out in work places, office buildings and premises, jetties/Wharves and selected roads in the Port area maintaining all Covid 19 protocols and conducted a cycle rally.

2. Warning boards have been provided at various locations concerning the dumping of waste in Port area. Posters on cleanliness campaign designed and released by the Chairman. Renovated the Public toilets in North End, Willingdon Island.

3. Employees of Cochin Port Authority conducted awareness program on the importance of keeping away from throwing waste to the water bodies. Various awareness classes on importance of harbour and water bodies cleaning at Fisheries Harbour and at Vypeen have conducted. The Fishermen were urged to keep the harbour clean, reduce the use of plastic. Steps are taken for reducing the usage of Single Use Plastic (SUP).

4. During the Swachhta Pakhwada period, employees of Cochin Port Authority were engaged in Shramdan, cleaning of workplaces, office premises and public places within the Port area. About 70 truckloads of garbage vegetation, wooden logs etc were removed from different places in Willingdon Island. Cleanliness activities are also held in small boats, tugs etc., of CoPA.

5. A garden is developed at the main entrance to the Port near Mattancherry Toll Booth.

6. The thirty nine point programme and monthly Action Plan to The Ministry of Ports, Shipping

& Waterways to create an immediate impact in the short-term was also forwarded as per schedule.

7. Competitions such as poster designing for children of Cochin port employees, Micro greens Garden contest among employees etc are also held during the period. Best maintained offices of lessees/ Licensees of CoPA are awarded as part of Swachhta Pakhwada, 2021.

C. IMPORTANT EVENTS

- ▶ A First Line Treatment Center at Samudrika for Covid-19 was opened in co-ordination with Cochin Corporation on 31.05.2021
- ▶ Minister of Ports, GoK visited Cochin Port on 13.07.2021 and held meeting with senior officials.
- ▶ The Department-related Parliamentary Standing Committee on Transport, Tourism and Culture visited Kochi during 12th to 16th July, 2021 and held meeting with Cochin Port.
- ▶ NITI Aayog team visited CoPA on 22.07.2021 and held discussion with officials.
- ▶ Cochin Port Authority celebrated Independence Day - Chairperson Dr. Beena, IAS, hoisted the National Flag.
- ▶ Hon'ble Minister (PSW) visited CoPA on 01.11.2021 and held meeting with Chairperson.
- ▶ Inaugural session of Fourth Edition of CII Port Conclave 2021 held on 17.11.2021.
- ▶ Dr. L Murugan, Hon'ble Minister of State of Fisheries, Animal Husbandry and Dairying and Information & Broadcasting visited Cochin Fisheries Harbour on 22.11.2021.
- ▶ Cochin Port Authority celebrated Republic Day - Chairperson Dr. Beena, IAS, hoisted the National Flag.
- ▶ MT Tilakam Vessel to Lakshadweep was flagged off from NCB on 18.02.2022.
- ▶ Atal Tinkering Lab at KV Port Trust was inaugurated on 28.02.2022.
- ▶ Media Interaction on Gati Shakti National Master Plan for Multi-modal Connectivity was held on 15.03.2022 at Hotel Taj Malabar.
- ▶ Inauguration of session by FSSAI on the topic 'General Overview on Import of Fresh Fruits' was held on 16.03.2022 at Cochin Port.

PART - II



STATISTICAL APPENDICE



PART II - INDEX

SL No.	Statements	Page No.
1	Topography of Port	59
2	Berth Particulars	60
3	Floating Crafts	61
4	Cargo Handling Equipments	62
5	Storage Facilities	63
6	Commodity wise & Catagory wise Cargo Traffic Handled	64
7	Flag Wise Distribution of Traffic	66
8	Origin & Destination - Wise Overseas Traffic Handled	68
9	Commodity wise Traffic Handled	73
10	Commodity wise Loaded Cargo Received by Different Modes of Transport	76
11	Commodity wise Unloaded Cargo Despatched by Different Modes of Transport	77
12	Commodity wise & Category wise Transit Traffic of Other Countries Cargo	78
13	Number and Type of Container Handled	79
14	Container Cargo and Tare Weight of Containers Handled	80
15	Inland (Landward) Container Movement - Outgoing from Port After Unloading from Ship	81
16	Inland (Landward) Container Movement - Incoming from Port for Loading on the Ship	82
17	Performance of Major Port	83
18	Performance of Major Port	84
19	Distribution of Pre-Berthing Waiting Time	85
20	Distribution of Non-Working Time at Working Berth	86
21	Commodity-wise Performance Indicators	87
22	Commodity-wise Performance Indicators	88
23	Berth Occupancy	89
24	Availability of Cargo Handling Equipments	90
25	Shore Labour Productivity	91
26	Dock Labour Productivity	92
27	Availability & Utilization of Equipments (Other than Container Handling)	93
28	Availability & Utilization of Container Handling Equipment	94
29	Performance of Container Handling Equipment	95
30	Performance of Dredger	96
31	Number, Type and Size of Ships Sailed	97
32	Passenger Traffic at Major Port	98
33	Accidents at Major Port	99
34	Employment at Major Port	100
35	Income & Expenditure of Major Port	101
36	Application of Funds & Other Financial Statistics	102
37	Operating Expenditure by Head of Expenditure	103
38	Financial Data of Private Terminal Operator	104
39	Financial Indicators	105
40	Capital Expenditure on Plan and Non-Plan Schemes	106

STATEMENT-1 TOPOGRAPHY OF PORT							
Port: COCHIN PORT AUTHORITY				Year: 2021-2022 (As on March 2022)			
Location		Entrance Channel		Turning Circle		Type of Dock/Port	
Latitude	Longitude	Length (km.)	Minimum Depth (mtrs.)	Minimum Width (mtrs.)	No.	Diameter (Mtrs)	
1	2	3	4	5	6	7	8
09-58.2N	076-15.5E	16	15.95	260	2	500 mtr/ 670 mtr	Riverine

STATEMENT- 2 BERTH PARTICULARS

Port: COCHIN PORT AUTHORITY

Year: 2021-22 (As on March 2022)

S.No.	Berth Name, No.	Type of Berth	Designed/ depth (mtrs.)	Permissible draft (mtrs.)	Quay length (mtrs.)	Remarks
1	2	3	4	5	6	7
1	Mattancherry Wharf Q1	General Cargo	9.75	9.14	188	
2	Mattancherry Wharf Q2 to Q3	General Cargo	9.75	9.14	228	
3	Mattancherry Wharf Q4	POL Products	9.75	9.14	251	
4	Ernakulam Wharf Q5 & Q6	General Cargo	10.5	10	503	
5	Ernakulam Wharf Q7	General Cargo	11	10.5		
6	Ernakulam Wharf Q8 & Q9	General Cargo	13.5	11	414	
7	Q10	Fertilizer & Raw Materials	10.7	11.5	278	
8	BTP	Multi purpose/ Cruise	10.5	10	270	
9	NCB	General Cargo	9.75	9.14	209	
10	COT	Crude/ Product	13.2	12.5	430	
11	NTB	POL Products	9.75	9.14	298	
12	STB	POL Products	9.75	9.14	266	
13	SCB	Liquid Cargo	9.75	9.14	192	
14	SPM	Crude oil	NA	22.5	NA	
15	UTL	Passenger	6	5.3	300	
16	ICTT (V2 & V3)	Container	15.95	14.5	600	
17	LNG	LNG	13.5	12.5	376.5	

Note: Any specific information on size of vessel in terms of LOA or DWT may be indicated in remarks column.

STATEMENT- 3 FLOATING CRAFTS

Port: **COCHIN PORT AUTHORITY** Year: **2021-22 (As on March 2022)**

S.No.	Type of Craft	Owned by Port		Hired by Port		Remarks
		No.	Rated Capacity	No.	Rated Capacity	
1	2	3	4	5	6	7
1	Dredgers					
	i) GHD Nehru Shatabdi	1	1500 Cu.M			
2	Tugs					
	Tug Vallarpadom	1	45 T BP	3	60 T B P	Ocean Elite
						Ocean Pioneer
	ii) Tug Vypeen	1	45 T BP			Ocean Enterprise
3	Launches					
	i) General purpose Launches					
	ii) Survey Launches					
	iii) Mooring Launches	5	109 BHP - 3 Nos., 130 BHP - 2 Nos..			
	iv) Pilot Launches	2	280 BHP x2 - 1 No. 325BHPx2 - 1 No	1	400 BHPx2 - 1 No.	Deepam 3
4	Barges					
5	Floating Cranes					
	i) M V Venad	1	10 T			
6	Others					
	i) Harbour Patrol Boat	1	140 HP	1	15 Persons	Pollution Control Boat
	ii) Speed Boat	2	40 HP - 1 No. & 2x160 HP - 1 No.	1	15 Persons	CISF Harbour Patrol Boat
				1	24 Persons	Tanker Terminal Crew Change Boat

Note: All equipments of major ports including those of Private Terminal operators needs to be included.

STATEMENT- 4 CARGO HANDLING EQUIPMENTS

Port: COCHIN PORT AUTHORITY

Year: 2021-22

(As on March 2022)

S. No.	Type of Equipment	Owned by Port		Hired by Port		Remarks
		Number	Rated Capacity (Tonnes)	Number	Rated Capacity (Tonnes)	
1	2	3	4	5	6	7
1	Wharf Cranes	Nil	Nil	Nil		
	(a) ELL	Nil	Nil	Nil		
	(b) Harbour Mobile Crane	1	40 Tonne	Nil		
2	Mobile Cranes	Nil	Nil	Nil		
3	Fork Lift Trucks	6 Nos	5 Nos.of 3T capacity & 1 No. of 5T capacity	Nil		
4	Pay Loaders	Nil	Nil	Nil		
5	Tractor	Nil	Nil	Nil		
6	Transfer Cranes	Nil	Nil	Nil		
7	Top Lift Trucks	Nil	Nil	Nil		
8	Gantry Cranes	Nil	Nil	Nil		
	a) Yard Gantry Cranes	Nil	Nil	Nil		
	b) Rail Mounted Gantry Cranes	Nil	Nil	Nil		
	c) Rubber Tyred Gantry Cranes	Nil	Nil	Nil		
9	Reach Stackers	1 No.	45 Tonne	Nil		
10	Locomotives	Nil	Nil	Nil		
11	Trailers	Nil	Nil	Nil		
12	Specialised Mechanical Cargo Handling Equipment	Nil	Nil	Nil		
13	Marine Loading Arms for handling liquid cargo	Nil	Nil	Nil		
14	Others	Nil	Nil	Nil		

Note: All equipments at port may be described.

[All equipments on major ports will include equipments of Private Terminal operators.]

**STATEMENT-5
STORAGE FACILITIES**

Port: COCHIN PORT AUTHORITY

Year: 2021-22

(As on March 2022)

Type	Dry Storage Accommodation			Liquid Storage Tanks			Container				
	Number	Area (Sq. Mtrs.)	Location [Inside Port/ Outside Port]	Number	Location [Inside Port/ Outside Port]	Capacity (Kls / Tonnes)	Type of Cargo	Number	Location [Inside Port/ Outside Port]	Capacity/ Area (TEUs)	Remarks
A) Port Owned											
a) Covered											
i) Transit sheds/Overflow sheds	7	22281	Inside Port								
ii) Ware Houses	5 (87)	13890 (31789)	Inside (Outside) Port								
iii) Container Freight Station	1	10000	Inside Port								
b) Open	1 (48)	125000 (46863)	Inside (Outside) Port								
c) Container Yard								1	Inside Port	20000 (462 TEUs)	
d) Reefer Points (No.)								64	Inside Port		
e) Liquid Storage, Tank, Farms etc.											
B) Others (Private/users agencies)											
a) Covered											
i) Transit sheds/Overflow sheds											
ii) Ware Houses											
iii) Container Freight Station								3	Outside Port		
b) Open									Outside Port	67900 (Sq.m)	
c) Container Yard									Outside Port	10900 (Sq.m)	
d) Reefer Points (No.)											
e) Liquid Storage, Tank Farms etc.				10	Inside Port	594491	POL & Chemical				

STATEMENT-6 COMMODITYWISE & CATEGORYWISE CARGO TRAFFIC HANDLED

Port: COCHIN PORT AUTHORITY Year: 2021-22 (As on March 2022)
(In '000 Tonnes)

S.No.	Commodity	Overseas		Coastal		Grand	
		Unloaded	Loaded	Unloaded	Loaded	Total	Total
1	2	3	4	5	6	7	8
A	LIQUID BULK						9
1	POL- Crude	14857.50	0	14857.50	267.00	0	267.00
2	POL-Products	229.59	1080.81	1310.40	1083.68	3548.19	4631.87
3	LNG	1020.54	3.03	1023.57	0	0	0
4	Edible Oil	24.93	0	24.93	0	0	24.93
5	FRM-Liquid	293.61	0	293.61	53.49	0	53.49
6	Others	146.21	0	146.21	0	0	146.21
B	DRY BULK						
1	Iron Ore (All)						
	(a) Pellets	0	0	0	0	0	0
	(b) Fine	0	0	0	0	0	0
2	Other Ores	0	0	0	0	0	0
3	Thermal Coal	0	0	0	0	0	0
4	Coking Coal	0	0	0	0	0	0
5	Other Coal	0	0	0	0	0	0
6	Fertilizer	0	0	0	0	0	0
7	FRM-Dry	319.35	0	319.35	0	0	319.35
8	Food Grains (excluding pulses)	0	0	0	0	0	0
9	Pulses	0	0	0	0	0	0
10	Sugar	0	0	0	0	0	0
11	Cement	0	0	0	1008.57	0	1008.57
12	Salt	0	0	0	124.65	0	124.65
13	Iron Scrap	0	0	0	0	0	0
14	Others	93.00	7.60	100.60	0	0	100.60
C	BREAK BULK						
1	Iron & Steel	11.45	0	11.45	0	0	11.45
							Countd.

(As on March 2022)
(In '000 Tonnes)

Year: 2021-22

Port: COCHIN PORT AUTHORITY

S.No.	Commodity	Overseas			Coastal			Grand Total
		Unloaded	Loaded	Total	Unloaded	Loaded	Total	
1	2	3	4	5	6	7	8	9
2	Timber & Logs	0	0	0	0	0	0	0
3	Tea & Coffee	0	0	0	0	0	0	0
4	Food Grains (excluding pulses)	0	0	0	0	0	0	0
5	Pulses	0	0	0	0	0	0	0
6	Sugar	0	0	0	0	0	0	0
7	Cement	0	0	0	0	0	0	0
8	Project Cargo	0	0	0	0	0	0	0
9	Fertilizer	0	0	0	0	0	0	0
10	Automobiles (Tonnes)	0	0	0	0	0	0	0
	(Nos.)	0	0	0	0	0	0	0
11	Others	28.67	0.97	29.64	0.00	69.42	69.42	99.06
D	CONTAINER (Tonnes)	1595.34	1987.63	3582.97	3641.11	602.22	4243.33	7826.30
	(TEUs)	147879	165418	313297	142074	124047	266121	579418
E	TRANSHIPMENT							
1	Container (Tonnes)	506.90	506.89	1013.79	718.82	718.83	1437.65	2451.44
	(TEUs)	38275	38274	76549	39805	39805	79610	156159
2	Others (Specify)*	0	0	0	0	0	0	0
	TOTAL (A+B+C+D+E)	19127.10	3586.93	22714.03	6897.32	4938.66	11835.98	34550.01

Note:

(i) Individual Ports may include other important Commodities handled by them while publishing data in Administrative report. Information on the above mentioned Commodities is to be uniformly included. Out of the above commodities which are not handled during the year may be omitted.

(ii) For ships undergoing cargo handling operations at the end of the year but have not completed cargo operations, the cargo handled upto the end of the year be included. Ships continuing operations in the next year, the remaining cargo handled will be counted in next year.

(iii)* : Only those commodities which are included in A to C may be specified. Remaining commodities may be clubbed in others. Transit traffic may be included in transshipment.

STATEMENT- 7 FLAG WISE DISTRIBUTION OF TRAFFIC

Port: **COCHIN PORT AUTHORITY** Year: **2021-22** (As on March 2022)
(In '000' Tonnes)

S.No.	Nationality	No. of Ships Unloaded	Volume of Cargo			Total
			Unloaded	Loaded	Transshipment	
1	2	3	4	5	6	7
A	Overseas					
1	ANTIGUA AND BARBUDA	8	2.84	0.00	0.00	2.84
2	BAHAMAS	10	694.22	0.12	0.00	694.34
3	BERMUDA	2	203.26	0.00	0.00	203.26
4	CAYMAN ISLANDS	2	276.31	0.00	0.00	276.31
5	CHINA	4	7.93	17.75	3.68	29.35
6	CYPRUS	7	36.81	8.10	28.02	72.93
7	DENMARK	4	5.10	0.15	6.15	11.40
8	GIBRALTAR	1	20.20	0.00	0.00	20.20
9	GREECE	10	1387.69	0.00	0.00	1387.69
10	HONG KONG	48	466.39	342.48	41.54	850.40
11	INDIA	121	3782.61	1047.64	639.47	5469.73
12	ITALY	1	8.18	0.00	0.00	8.18
13	KOREA	9	81.27	0.00	0.00	81.27
14	LIBERIA	95	4950.22	370.53	83.42	5404.18
15	M1	11	277.57	0.22	1.66	279.46
16	MARSHALL ISLANDS	35	1308.50	252.49	27.09	1588.08
17	NETHERLANDS	3	13.61	0.00	0.00	13.61
18	NORWAY	1	5.00	0.00	0.00	5.00
19	PANAMA	67	1412.47	295.87	78.43	1786.76
20	PHILIPPINES	3	25.62	0.00	0.00	25.62
21	PORTUGAL	53	346.59	265.19	76.13	687.92
22	RUSSIAN FEDERATION	15	3.78	0.22	4.50	8.50
23	SAUDI ARABIA	6	714.77	0.00	0.00	714.77

(Contd.)

Port: COCHIN PORT AUTHORITY

Year: 2021-22

(As on March 2022)
(In '000' Tonnes)

S.No.	Nationality	No. of Ships Unloaded	Volume of Cargo			Total
			Unloaded	Loaded	Transshipment	
1	2	3	4	5	6	7
24	SINGAPORE	48	927.07	195.76	22.01	1144.84
25	TURKEY	1	140.04	0.00	0.00	140.04
26	UNITED KINGDOM	2	29.70	0.00	0.00	29.70
27	VIETNAM	3	11.01	34.93	0.00	45.95
28	OTHERS	11	1481.46	248.58	1.69	1731.73
Total Overseas (A)		581	18620.21	3080.04	1013.79	22714.03
B	Coastal					
1	BANGLADESH	3	63.35	0.00	0.00	63.35
2	CAYMAN ISLANDS	1	12.35	0.00	0.00	12.35
3	INDIA	534	5326.11	3437.71	1370.80	10134.62
4	KOREA	2	14.90	0.00	0.00	14.90
5	LIBERIA	1	59.46	0.00	7.97	67.43
6	MARSHALL ISLANDS	6	51.24	59.32	12.94	123.51
7	PANAMA	40	212.94	538.30	12.04	763.27
8	PHILIPPINES	1	12.59	0.00	0.00	12.59
9	SINGAPORE	25	406.47	0.05	27.24	433.75
10	OTHERS		19.10	184.44	6.66	210.20
Total Coastal (B)		613	6178.49	4219.83	1437.64	11835.97
Grand Total (A+B)		1194	24798.70	7299.87	2451.44	34550.01

STATEMENT - 8
ORIGIN & DESTINATION - WISE OVERSEAS TRAFFIC HANDLED

Port: COCHIN PORT AUTHORITY

Year: 2021-22

(As on March 2022)
(In Tonnes)

S.No.	Commodity	Cargo Unloaded		Cargo Loaded	
		Origin Country	Quantity	Destination Country	Quantity
1	2	3	4	5	6
A	LIQUID BULK				
1	POL(Crude)	Angola	139277		
		Ghana	244576		
		India	266998		
		Iraq	3025952		
		KW	792451		
		Libya	320413		
		Norway	145940		
		Oman	1587806		
		Qatar	201921		
		Russian Federation	2083649		
		Saudi Arabia	2831226		
		United Arab Emirates	1773255		
		United States	1711034		
			15124499		0
2	POL (Product)				
		India	1083679	Argentina	89489
		Iraq	8642	Bangladesh	240855
		Malaysia	13632	China	149093
		Singapore	27244	India	3548186
		United Arab Emirates	30365	Japan	34917
		United States	149709	Korea, Republic of	62238
				Malaysia	90512
				Mozambique	121881
				Oman	50703

(Contd.)

(As on March 2022)
(In Tonnes)

Year: 2021-22

Port: COCHIN PORT AUTHORITY

S.No.	Commodity	Cargo Unloaded		Cargo Loaded	
		Origin Country	Quantity	Destination Country	Quantity
1	2	3	4	5	6
				Singapore	102533
				South Africa	124987
				United Arab Emirates	13600
			1313271		4628994
3	LPG/LNG				
		Angola	65715	Others	3032
		Egypt	67069		
		Equatorial Guinea	70237		
		Malaysia	65084		
		Nigeria	72597		
		Oman	136570		
		Qatar	3957		
		Spain	64689		
		United States	474623		
			1020541		3032
4	FRM-Liquid				
		Bangladesh	7875		
		China	35009		
		India	53493		
		MA	210303		
		Malaysia	7130		
		Taiwan, Province of China	25253		
		Ukraine	8036		
			347098		
5	Edible Oil				
		Argentina	6055.931		
		Ukraine	18875.008		

(Contd.)

Port: COCHIN PORT AUTHORITY
Year: 2021-22
(As on March 2022)
(In Tonnes)

S.No.	Commodity	Cargo Unloaded		Cargo Loaded	
		Origin Country	Quantity	Destination Country	Quantity
1	2	3	4	5	6
6	Others		24930.939		
		Oman	6337		
		Qatar	35116		
		Saudi Arabia	104761		
			146214		
B	Dry Bulk				
1	ILMINITE SAND	Mozambique	35950		
2	FRM-Dry		35950		
		Algeria	26900		
		Qatar	82496		
		Togo	209953		
			319349		
3	Cement				
		India	1008565		
			1008565		
4	Salt				
		India	124650		
			124650		
5	Others				
		Oman	57052	Others	7600
			57052		7600
C	BREAK BULK				
1	Iron & Steel				
		United Arab Emirates	908		

(Contd.)

Port: COCHIN PORT AUTHORITY
Year: 2021-22
(As on March 2022)
(In Tonnes)

S.No.	Commodity	Cargo Unloaded		Cargo Loaded	
		Origin Country	Quantity	Destination Country	Quantity
1	2	3	4	5	6
		Vietnam	10544		
			11452		
2	Others				
		Vietnam	26010	Israel	936
		Israel	188	Russian Federation	4
		Russian Federation	2477	Sri Lanka	123
				Others	69326
			28675		70389
D	CONTAINER (Tonnes)				
		Middle East	509361	Middle East	202470
		Europe	51127	Europe	97654
		China	95389	China	37504
		Sri Lanka	788603	Sri Lanka	1027929
		South East	85762	South East	106800
		Singapore	664	Singapore	
		India	3641110	India	602223
		Others	64437	Others	515271
			5236453		2589851
	(Nos.) TEUS				
		Middle East	38282	Middle East	14812
		Europe	4776	Europe	9389
		China	7252	China	7017
		Sri Lanka	80391	Sri Lanka	83756
		South East	6294	South East	9257
		Singapore	46	Singapore	
		India	142074	India	124047
		Others	10838	Others	41186

(Contd.)

Port: COCHIN PORT AUTHORITY
Year: 2021-22
(As on March 2022)
(In Tonnes)

S.No.	Commodity	Cargo Unloaded		Cargo Loaded	
		Origin Country	Quantity	Destination Country	Quantity
1	2	3	4	5	6
			289953		289464
E	TRANSHIPMENT				
	Container Tonnes	Middle East	349205	Middle East	77789
		Europe	63699	Europe	42081
		China	23266	China	3325
		Sri Lanka	4060	Sri Lanka	33313
		South East	30557	South East	33548
		India	718823	India	718824
		Others	36110	Others	316838
			1225720		1225718
	(Nos.) TEUS				
		Middle East	26275	Middle East	3950
		Europe	4601	Europe	2154
		China	1877	China	235
		Sri Lanka	426	Sri Lanka	1970
		South East	2325	South East	2475
		India	39805	India	39805
		Others	2770	Others	27490
			78079		78079
	Grand Total		2,60,24,421		8,525,584

STATEMENT- 9 COMMODITY WISE TRAFFIC HANDLED

Port: COCHIN PORT AUTHORITY

Year: 2021-22

(As on March 2022)
(In '000' Tonnes)

S.No.	Commodity	2017-18	2018-19	2019-20	2020-21	2021-22
1	2	3	4	5	6	7
I	LOADED (A+B+C+D)					
A	LIQUID BULK					
1	POL- Crude	40	0	0	0	0
2	POL-Products	3125	4224	4241	3979	4629
3	LPG/LNG	128	69	2	0	3
4	Edible Oil	0	0	0	0	0
5	FRM-Liquid	0	0	0	0	0
6	Others	5	0	0	0	0
B	DRY BULK				0	0
1	Iron Ore (All)				0	0
	(a) Pellets	0	0	0	0	0
	(b) Fines	0	0	0	0	0
2	Other Ores	0	0	0	0	0
3	Thermal Coal	0	0	0	0	0
4	Coking Coal	0	0	0	0	0
5	Other Coal	0	0	0	0	0
6	Fertilizer	0	0	0	0	0
7	FRM-Dry	0	0	0	0	0
8	Food Grains (excluding pulses)	0	0	0	0	0
9	Pulses	0	0	0	0	0
10	Sugar	0	0	0	0	0
11	Cement	0	0	0	0	0
12	Salt	0	0	0	0	0
13	Iron Scrap	0	0	0	0	0
14	Others	55	0	0	0	8
C	BREAK BULK				0	0
1	Iron & Steel	0	0	0	1	0
2	Timber & Logs	0	0	0	0	0
3	Tea & Coffee	0	0	0	0	0
4	Food Grains (excluding pulses)	0	0	0	0	0
5	Pulses	0	0	0	0	0
6	Sugar	0	0	0	0	0
7	Cement	0	0	0	0	0

(Contd.)

(In '000' Tonnes)

S.No.	Commodity	2017-18	2018-19	2019-20	2020-21	2021-22
1	2	3	4	5	6	7
8	Project Cargo	0	0	0	0	0
9	Fertilizer	0	0	0	0	0
10	Automobiles (Tonnes)	0	0	0	0	0
	(Nos.)	1	0	0	0	0
11	Others	0	64	66	96	70
D	CONTAINER (Tonnes)	2094	2038	2126	2324	2590
	(TEUs)	258594	282476	291246	301268	289465
E	TRANSHIPMENT				0	0
1	Container (Tonnes)	333	250	297	636	1226
	(TEUs)	17681	15079	18091	43380	78079
2	Others (Specify)*	0	0	0	0	0
	Total	5779	6646	6732	7036	8526
II	UNLOADED (A+B+C+D)					0
A	LIQUID BULK					
1	POL- Crude	14171	16086	16855	13443	15125
2	POL-Products	1328	1029	1250	1220	1313
3	LPG/LNG	778	506	891	873	1021
4	Edible Oil	15	11	15	0	25
5	FRM-Liquid	224	390	401	452	347
6	Others	150	115	156	196	146
B	DRY BULK				0	0
1	Iron Ore (All)				0	0
	(a) Pellets	0	0	0	0	0
	(b) Fine	0	0	0	0	0
2	Other Ores	0	0	0	0	0
3	Thermal Coal	44	43	0	0	0
4	Coking Coal	0	0	0	0	0
5	Other Coal	0	0	0	0	0
6	Fertilizer	35	15	22	0	0
7	FRM-Dry	188	218	184	256	319
8	Food Grains (excluding pulses)	0	0	0	0	0
9	Pulses	0	0	0	0	0
10	Sugar	0	0	0	0	0
11	Cement	784	900	1109	1141	1009
12	Salt	94	110	96	70	125

(Contd.)

(In '000' Tonnes)

S.No.	Commodity	2017-18	2018-19	2019-20	2020-21	2021-22
1	2	3	4	5	6	7
13	Iron Scrap		0	0	0	0
14	Others	221	67	68	166	93
C	BREAK BULK				0	0
1	Iron & Steel	60	50	23	8	11
2	Timber & Logs	0	0	0	0	0
3	Tea & Coffee	0	0	0	0	0
4	Food Grains (excluding pulses)	0	0	0	0	0
5	Pulses	0	0	0	0	0
6	Sugar	0	0	0	0	0
7	Cement	0	0	0	26	0
8	Project Cargo	0	0	0	2	0
9	Fertilizer	0	0	0	0	0
10	Automobiles (Tonnes)	1	0	0	0	0
	(Nos.)	515	0	0	0	0
11	Others	3	8	32	24	29
D	CONTAINER (Tonnes)	4933	5577	5908	5955	5236
	(TEUs)	261855	281958	292632	301668	289953
E	TRANSHIPMENT				0	0
1	Container (Tonnes)	333	250	297	636	1226
	(TEUs)	17682	15079	18092	43381	78080
2	Others (Specify)*	0	0	0	0	0
	Total	23359	25376	27307	24468	26024
	GRAND TOTAL (I+II)	29138	32022	34038	31503	34550

STATEMENT- 10 COMMODITY WISE LOADED CARGO RECEIVED BY DIFFERENT MODES OF TRANSPORT

Port: COCHIN PORT AUTHORITY

Year: 2021-22

(As on March 2022)
(In Tonnes)

S.No.	Commodity	Received by Rail	Received by Road	Received by IWT	Received through Pipe line *	Total
1	POL (Crude)					0
2	POL (Products)		6849	285225	4336920	4628994
3	LPG/LNG				3032	3032
4	Other Liquid Bulk					0
5	Iron Ore					0
6	Coking Coal					0
7	Thermal Coal					0
8	Fertilisers Finished					0
9	FRM Dry					0
10	Other Dry Bulk		7600			7600
11	Steel Products					0
12	Other Break Bulk		70388			70388
13	Containers	27013	2542670			2569683
14	All Commodities	27013	2627507	285225	4339952	7279697

* : Into the Storage Farm Tanks in Port area

STATEMENT- 11
COMMODITY WISE UNLOADED CARGO DESPATCHED BY DIFFERENT MODES OF TRANSPORT

Port: COCHIN PORT AUTHORITY **Year: 2021-22** **(As on March 2022)**
(In Tonnes)

S.No.	Commodity	Despatched by Rail	Despatched by Road	Despatched by IWT	Despatched through Pipe line*	Total
1	POL (Crude)				15124499	15124499
2	POL (Products)		774652		538620	1313272
3	LPG/LNG				1020541	1020541
4	Other Liquid Bulk		518243			518243
5	Iron Ore					0
6	Coking Coal					0
7	Thermal Coal					0
8	Fertilisers Finished					0
9	FRM Dry			319349		319349
10	Other Dry Bulk		1226218			1226218
11	Steel Products					0
12	Other Break Bulk		40128			40128.078
13	Containers	56030	5160226			5216256
14	All Commodities	56030	7719467	319349	16683659	24778506

* From Storage Farm Tanks in Port area

STATEMENT- 12

COMMODITY WISE & CATEGORY WISE TRANSIT TRAFFIC OF OTHER COUNTRIES CARGO

Port: **COCHIN PORT AUTHORITY**

Year: **2021-22**

(As on March 2022)
(In '000' Tonnes)

Sr.No.	Commodity	Unloaded	Loaded	Total
1	2	3	4	5
A	LIQUID BULK			
1	POL- Crude	14857.50	0	14857.50
2	POL-Products	229.59	1080.81	1310.40
3	LPG/LNG	1020.54	3.03	1023.57
4	Edible Oil	24.93	0	24.93
5	FRM-Liquid	293.61	0	293.61
6	Others	146.21	0	146.21
B	DRY BULK			
1	Iron Ore (All)			0
	(a) Pellets	0	0	0
	(b) Fine	0	0	0
2	Other Ores	0	0	0
3	Thermal Coal	0	0	0
4	Coking Coal	0	0	0
5	Other Coal	0	0	0
6	Fertilizer	0	0	0
7	FRM-Dry	319.35	0	319.35
8	Food Grains (excluding pulses)	0	0	0
9	Pulses	0	0	0
10	Sugar	0	0	0
11	Cement	0	0	0
12	Salt	0	0	0
13	Iron Scrap	0	0	0
14	Others	93.00	7.60	100.60
C	BREAK BULK			
1	Iron & Steel	11.45	0	11.45
2	Timber & Logs	0	0	0
3	Tea & Coffee	0	0	0
4	Food Grains (excluding pulses)	0	0	0
5	Pulses	0	0	0
6	Sugar	0	0	0
7	Cement	0	0	0
8	Project Cargo	0	0	0
9	Fertilizer	0	0	0
10	Automobiles (Tonnes)	0	0	0
	(Nos.)	0	0	0
11	Others	28.67	0.97	30
D	CONTAINER (Tonnes)	1595.34	1987.63	3582.97
	(TEUs)	147879	165418	313297
E	TRANSHIPMENT			
1	Container (Tonnes)	506.90	506.89	1013.79
	(TEUs)	38275	38274	76549
2	Others (Specify)*	0	0	0
	TOTAL (A+B+C+D+E)	19127.09	3586.93	22714.02

STATEMENT- 13
NUMBER AND TYPE OF CONTAINER HANDLED

Port: COCHIN PORT AUTHORITY
Year: 2021-22
(As on March 2022)
(In Tonnes)

S.No.	Item	Type	20Ft. Nos.		40Ft. Nos.		Others		Total	
			Normal	Reefer	Normal	Reefer	Normal	Reefer	Normal	Reefer
1	2	3	4	5	6	7	8	9	10	11
A	Loaded	LCL	-	-	-	-	-	-	-	-
		FCL	53470	356	46395	10285	-	-	99865	10641
		Empty	102716	4	9128	652	-	-	111844	656
		Total	156186	360	55523	10937	0	0	211709	11297
B	Unloaded	LCL	-	-	-	-	-	-	-	-
		FCL	146041	33	34639	2116	-	-	180680	2149
		Empty	9788	334	21615	8508	-	-	31403	8842
		Total	155829	367	56254	10624	0	0	212083	10991
C	Transhipment	LCL	-	-	-	-	-	-	-	-
		FCL	73327	120	17156	2418	-	-	90483	2538
		Empty	17422	20	3608	9453	-	-	21030	9473
		Total	90749	140	20764	11871	0	0	111513	12011
D	Grand Total (A+B+C)		402764	867	132541	33432	0	0	535305	34299

STATEMENT- 14 CONTAINER CARGO AND TARE WEIGHT OF CONTAINERS HANDLED

Port: COCHIN PORT AUTHORITY Year: 2021-22 (As on March 2022)
(In Tonnes)

Item	Container Cargo	Tare Weight	Total (2+3)
1	2	3	4
1.Loaded	1903789	686062	2589851
2.Unloaded	4549377	687075	5236452
3.Transshipment	2077360	374080	2451440
4. Total (1+2+3)	8530526	1747217	10277743

STATEMENT- 15
INLAND (LANDWARD) CONTAINER MOVEMENT - OUTGOING FROM PORT AFTER UNLOADING FROM SHIP

Port: COCHIN PORT AUTHORITY
Year: 2021-22
(As on March 2022)
(In Nos.)

Mode	20'			40'			Others			Total(TEUs)		
	Loaded	Empty	Total	Loaded	Empty	Total	Loaded	Empty	Total	Loaded	Empty	Total
1	2	3	4	5	6	7	8	9	10	11	12	13
1. By Rail												
(a) ICD												
No.	592	2426	3018	75	0	75	0	0	0	742	2426	3168
Tonnes.	15213	6058	21271	1139	0	1139	0	0	0	16352	6058	22410
(b) CFS												
No.												
Tonnes.												
(c) Others												
No.												
Tonnes.												
2. By Road												
(a) ICD												
No.												
Tonnes.												
(b) CFS												
No.												
Tonnes.												
(c) Others												
No.	145277	7652	152929	36017	29954	65971	0	0	0	217311	67560	284871
Tonnes.	4099945	18453	4117719	950614	124833	1075448	0	0	0	5050560	143286	5193846
2. By IWT												
(a) ICD												
No.												
Tonnes.												
(b) CFS												
No.												
Tonnes.												
(c) Others												
No.												
Tonnes.												

STATEMENT- 16
INLAND (LANDWARD) CONTAINER MOVEMENT - INCOMING FROM PORT FOR LOADING ON THE SHIP

Port: COCHIN PORT AUTHORITY **Year: 2021-22** **(As on March 2022)** **(In Nos.)**

Mode	20'			40'			Total			Others			Total(TEUs)		
	Loaded	Empty	Total	Loaded	Empty	Total	Loaded	Empty	Total	Loaded	Empty	Total	Loaded	Empty	Total
1	2	3	4	5	6	7	8	9	10	11	12	13			
1. By Rail															
(a) ICD															
No.	2380	602	2982	1	5	6	0	0	0	2382	612	2994			
Tonnes.	64241	1504	65745	6	23	29	0	0	0	64247	1527	65774			
(b) CFS															
No.															
Tonnes.															
(c) Others															
No.															
Tonnes.															
2. By Road															
(a) ICD															
No.															
Tonnes.															
(b) CFS															
No.															
Tonnes.															
(c) Others															
No.	51241	102073	153314	56015	9606	65621	0	0	0	163271	121285	284556			
Tonnes.	941128	252438	1193567	1267814	42527	1310342	0	0	0	2208943	294965	2503908			
2. By IWT															
(a) ICD															
No.															
Tonnes.															
(b) CFS															
No.															
Tonnes.															
(c) Others															
No.															
Tonnes.															

STATEMENT- 17 PERFORMANCE OF MAJOR PORT

Port: COCHIN PORT AUTHORITY

Year: 2021-22

(As on March 2022)

Sl. No	Item	Dry Bulk		Liquid Bulk	Break Bulk	Container	All
		Mech.	Conv.				
1	No. of Vessels Sailed- (Total No.)	96	8	447	28	615	1194
a)	At Berth- (No.)	96	8	447	28	615	1194
(i)	Overseas	8	5	215	28	325	581
(ii)	Coastal	88	3	232	0	290	613
b)	At Stream- (No.)						0
2	Total Cargo Traffic Handled - (000 Tonnes)	1327914	225253	22608581	110516	10277742	34550006
a)	At Berth - (000 Tonnes)	1327914	225253	22608581	110516	10277742	34550006
3	Pre Berthing Waiting Time(Hrs)-Total	1661.48	296.98	6732.76	168.05	4545.76	13405.03
a)	Pre Berthing Waiting Time(Hrs)-Port a/c	0.00	0.00	0.00	0.00	0.00	0.00
b)	Pre Berthing Waiting Time(Hrs)-Non Port a/c	1661.48	296.98	6732.76	168.05	4545.76	13405.03
4	Working Time (Hrs)	4398.15	677.88	11883.67	1010.31	8343.00	26313.01
5	N.W Time at working berth(Hrs)-Total	899.83	309.83	4076.79	423.21	1755.63	7465.29
a)	N.W Time at working berth(Hrs)-Port a/c	28.60	0.00	115.80	0.00	872.13	1016.53
b)	N.W Time at working berth(Hrs)-N.P a/c	871.23	309.83	3960.99	423.21	883.50	6448.76
6	Time at Non working berth(Hrs)-Total	253.93	100.00	2090.78	87.00	244.74	2776.45
a)	Time at Non working berth(Hrs)-Port a/c	0.00	0.00	0.00	0.00	0.00	0.00
b)	Time at Non working berth(Hrs)-N.P a/c	253.93	100.00	2090.78	87.00	244.74	2776.45
7	Navigation Time (Hrs)-Total	342.80	30.44	1891.30	95.45	2248.39	4608.38
a)	Inward Movement (Hrs)	173.49	16.63	972.69	50.74	1165.95	2379.50
b)	Outward Movement (Hrs)	169.31	13.81	918.61	44.71	1082.44	2228.88
8	Shifting Time	30.75	3.37	139.24	13.17	16.04	202.57
9	Turn Round Time (Hrs)-Total	7586.94	1418.50	26814.54	1797.19	17153.56	54770.73
a)	Turn Round Time (Hrs)-Port a/c	4800.30	711.69	14030.01	1118.93	11479.56	32140.49
b)	Turn Round Time (Hrs)-N.P a/c	2786.64	706.81	12784.53	678.26	5674.00	22630.24
10	TRT- Boarding to Deboarding (Hrs)	5925.46	1121.52	20081.78	1629.14	12607.80	41365.70

Note: Performance parameters are to be compiled for berthed vessels only. Vessels handled at stream are not to be included.

Note : N.W - Non Working

N.P a/c - Non Port a/c

Mech. - Mechanically Handled

Conv. - Conventionally Handled

STATEMENT- 18
PERFORMANCE OF MAJOR PORT

Port: COCHIN PORT AUTHORITY

Year: 2021-22

(As on March 2022)

S. No.	Item	Container	Break Bulk	Dry Bulk		Liquid Bulk	Total
				Mechanical	Conventional		
1	2	3	4	5	6	7	8
1	Number of Cargo Ships sailed	615	28	96	8	447	1194
2	Cargo handled (in tonnes)	10277742	110516	1327914	225253	22608581	34550006
3	Average Parcel Size (in tonnes)	16,712	1,471	13,833	28,155	50,448	28829
4	Average Turn Round Time (in Hrs)	27.89	64.19	79.03	177.31	59.99	45.87
5	Average Stay at Working Berth (in Hrs)	16.42	51.20	55.19	123.46	35.71	28.29
6	Average Pre-berthing Waiting Time (in Hrs)	7.39	6.00	17.31	37.12	15.06	11.23
	(a) Port Account	0.00	0.00	0.00	0.00	0.00	0.00
	(b) Non Port Account	7.39	6.00	17.31	37.12	15.06	11.23
7	Average Non-working Time (in Hrs)	2.86	15.11	9.38	38.73	9.12	6.25
	(a) Port Account	1.42	0.00	0.30	0.00	0.26	0.85
	(b) Non Port Account	1.44	15.11	9.08	38.73	8.86	5.40
8	Percentage of Non-working Time at Working Berth (in Hrs)	17	28	16	28	22	20
9	Average Output Per Ship berthdays	24,426	690	6,016	5,473	33,909	24,457

Note: Non-Cargo Vessels like bunkering, naval, repair and survey vessels are excluded.

STATEMENT- 19
DISTRIBUTION OF PRE-BERTHING WAITING TIME

Port: COCHIN PORT AUTHORITY

Year: 2021-22

(As on March 2022)
(In Hrs.)

S.No	Item	Container		Break Bulk	Dry Bulk		Liquid Bulk	Total
		Cellular	Combination		Mechanical	Conventional		
1	2	3	4	5	6	7	8	9
A	Port Account							
1	Non-Availability of							
	(i) Berth							0.00
	(ii) Tug Craft							0.00
	(iii) Pilot							0.00
2	Strike/Stoppage							0.00
3	Night Navigation Restriction							0.00
4	Draft Restriction							0.00
5	Others							0.00
B	Non-Port Account							
1	Ships Account	95.96					17.75	113.71
2	Shippers Account	3084.92					1795.00	4879.92
3	Agents Option	688.91		118.70	405.42	118.57	2153.87	3485.47
4	Want of Ullage				840.60		2255.79	3096.39
5	Documents not ready							0.00
6	Tidal Restrictions	35.11			283.40	178.41	360.34	857.26
7	Weather Restriction							0.00
8	Want of Cargo							0.00
9	Labour Holidays/Recess							0.00
10	Power Failure							0.00
11	Cargo Lashing							0.00
12	Others	640.86		49.35	132.06		150.01	972.28
	Total	4545.76	0.00	168.05	1661.48	296.98	6732.76	13405.03

Note: 1. Lash and Ro-Ro be included in Break Bulk

[Ports may published data as per their importance of reasons. However information as per the format is to be uniformly provided to TRW & IPA.]

STATEMENT- 20 DISTRIBUTION OF NON-WORKING TIME AT WORKING BERTH

Port: **COCHIN PORT AUTHORITY** Year: **2021-22** (As on March 2022)
(In Hrs.)

S.No.	Item	Container		Break Bulk	Dry Bulk		Liquid Bulk	Total
		Cellular	Combination		Mechanical	Conventional		
1	2	3	4	5	6	7	8	9
A	Port Account							
(a)	Working Berth							
1	Non-Availability of Equipment	0	0	0	0	0	0	0.00
2	Equipment Breakdown	17.01	0	0	28.60	0	10	55.61
3	Absence of workers	0	0	0	0	0	0	0
4	Strike/Stoppage	0	0	0	0	0	0	0
5	Shed Congestion	0	0	0	0	0	0	0
6	Power Failure	0.00	0	0	0	0	0	0.00
7	Hatch opening/ closing	0	0	0	0	0	0	0.00
8	Labour Holidays	0	0	0	0	0	0	0
9	Night Navigation Restrictions	0	0	0	0	0	0	0
10	Others	440.35	0	0	0	0.00	105.80	546.15
(b)	Time spent at Non-working berth	0	0	0	0	0	0	0
B	Non-Port Account							
(a)	Working Berth							
1	Ships account	370.32	0	50.45	128.23	14.41	828.48	1391.89
2	Shippers account	377.16	0	33.73	0	0	1523.91	1934.80
3	Agents option	222.27	0	44.13	146.54	50.19	0.00	463.13
4	Absence of non-port workers	0	0	0	0	0	0	0
5	For want of cargo	0	0	0	0	0	0	0
6	Departure Formalities	0	0	35.98	212.11	0	1480.85	1728.94
7	Weather restriction	0.00	0	181.58	53.45	189.18	65.67	489.88
8	Holiday	0	0	0	0	0	0	0
9	Lack of Storage / silos	0	0	0	0	0	0	0
10	User equipment repair	0	0	0	55	0	27.09	81.93
11	Shore Clearance	0	0	0	0	0	0	0
12	Others	328.52	0	77.34	276.06	56.05	34.99	772.96
(b)	Time spent at Non-working berth	244.74	0	87.00	253.93	100	2090.78	2776.45
	Total							
(a)	Working berth[A(a)+B(a)]	1755.63	0	423.21	899.83	309.83	4076.79	7465.29
(b)	Non-working berth [A(b)+B(b)]	244.74	0	87.00	253.93	100.00	2090.78	2776.45

[Ports may publish data as per their importance of reasons. However information as per the format is to be uniformly provided to TRW & IPA.]

STATEMENT- 21
COMMODITY-WISE PERFORMANCE INDICATORS

Port: COCHIN PORT AUTHORITY

Year: 2021-22

(As on March 2022)

S. No	Commodity	No. of Vessels Sailed	Cargo handled (Tons)	Turn Round Time (Days)		Pre-berthing De-tention (Days)		Stay at Working Berth (Days)		
				Total	Time-spent on non-port a/c reasons	Total	Non-port a/c reasons	Total	Working Time	Non working Time
1	2	3	4	5	6	7	8	9	10	11
1	POL (Crude)	93	15124499	191.46	35.35	71.38	71.38	149.84	107.19	42.66
2	POL (Products)	267	5942266	535.63	176.10	180.94	180.94	428.94	305.43	123.51
3	LPG/LNG	16	1023573	20.68	8.50	2.56	2.56	17.05	15.85	1.20
4	Other Liquid Bulk	71	518242	88.90	37.03	25.59	25.59	69.14	66.69	2.45
5	Iron Ore	0	0	0	0.00	0.00	0.00	0.00	0.00	0.00
6	Coking Coal	0	0	0	0.00	0.00	0.00	0.00	0.00	0.00
7	Thermal Coal	0	0	0	0.00	0.00	0.00	0.00	0.00	0.00
8	Fertilisers & FRM	9	319349	68.38	11.38	12.97	12.97	58.30	18.30	40.00
9	Other Dry Bulk	95	1233818	225.27	47.81	68.68	68.68	203.65	193.20	10.45
10	Steel Products	2	11452	7.05	1.25	0.00	0.00	6.79	3.01	3.78
11	Other Break Bulk	26	99064	60.88	19.93	7.00	7.00	52.94	39.09	13.85
12	Containers	615	10277743	525.31	47.01	189.41	189.41	420.78	347.63	73.15
13	All Commodities	1194	34550006	1723.57	384.38	558.54	558.54	1407.43	1096.38	311.05

STATEMENT- 22
COMMODITY-WISE PERFORMANCE INDICATORS

Port: COCHIN PORT AUTHORITY Year: 2021-22 (As on March 2022)

S. No.	Commodity	No. of Vessels Sailed	Cargo handled (Tons)	Average Turn Round Time (Days)	Average Pre-berthing Waiting Time (Days)	Average Output per Ship Berth Day (Tonnes)*
1	2	3	4	5	6	7
1	POL (Crude)	93	15124499	2.06	0.77	100936
2	POL (Products)	267	5942266	2.01	0.68	13854
3	LPG/LNG	16	1023573	1.29	0.16	60032
4	Other Liquid Bulk	71	518242	1.25	0.36	7495
5	Iron Ore	0	0.00	0.00	0.00	0.00
6	Coking Coal	0	0.00	0.00	0.00	0.00
7	Thermal Coal	0	0.00	0.00	0.00	0.00
8	Fertilisers Finished & FRM Dry	9	319349	7.60	1.44	5478
9	Other Dry Bulk	95	1233818	2.37	0.72	6059
10	Steel Products	2	11452	3.53	0.00	1686
11	Other Break Bulk	26	99064	2.34	0.27	1871
12	Containers	615	10277743	0.85	0.31	24426
13	All Commodities	1194	34,550,006	1.44	0.47	24548

* Ship Berthday Output calculated based on cargo handled

STATEMENT- 23 BERTH OCCUPANCY

Port: COCHIN PORT AUTHORITY

Year: 2021-22

(As on March 2022)

Sl. No.	Berth	No. of Days		Percentage of Occupancy
		Available	Occupied	
1	Q1	330	73.79	22
2	Q2	330	10.85	3
3	Q3	330	0.00	0
4	Q4	330	125.51	38
5	Q5	330	180.47	55
6	Q6	330	127.07	39
7	Q7	330	101.91	31
8	Q8	330	76.55	23
9	Q9	330	88.79	27
10	Q10	330	166.00	50
11	BTP	330	188.90	57
12	NCB	330	94.97	29
13	COT	330	199.25	60
14	NTB	330	144.85	44
15	STB	330	0.00	0
16	SCB	330	0.00	0
17	SPM	330	152.32	46
18	LNG	330	16.70	5
19	V2	330	219.64	67
20	V3	330	212.07	64
21	UTL	330	469.28	100*
Grand Total		6930	2648.92	38

*Berth Occupied by Multiple Vessels

STATEMENT- 24
AVAILABILITY OF CARGO HANDLING EQUIPMENTS

(As on March 2022)

Year: 2021-22

Port: COCHIN PORT AUTHORITY

S. No.	Description of Equipment	Number of Equipment	Required to meet the Traffic		Short Supply Due to (Percentage)					Number of Unit Overhauled	Number of Unit underwent Major Repair	Remarks
			Average Demand per day (No.)	Average Supply per day (No.)	Absentism of Staff	Shortage of Equipment	Equipment Break Down	Stoppage of work	Others			
1	Harbour Mobile Crane	1 No.	1 No.	1 No.	Nil	Nil	1.10%	Nil	6.91%	Nil	Nil	Availability = 91.99%
2	Fork Lift Trucks	6 Nos.	6 Nos.	6 Nos.	Nil	Nil	0.44%	Nil	4.31%	Nil	Nil	Availability = 95.25%
3	Reach Stacker	1 No.	1 No.	1 No.	Nil	Nil	0.00%	Nil	4.50%	Nil	Nil	Availability = 95.50%

STATEMENT- 25
SHORE LABOUR PRODUCTIVITY

Port: COCHIN PORT AUTHORITY

Year: 2021-22

(As on March 2022)

Sl No.	Datum Line and Cargo	No. of hooks worked	Hooks hrs worked	Effective hooks hrs worked	Man hrs worked	Effective man hrs worked	Tonnage Handled	Average Productivity (Tonnes)				
								Per hook	Per hook hour	Per effective hook hour	Per man hour	
1	2	3	4	5	6	7	8	9	10	11	12	13
A	Unloaded											
1	ALUMINA IN JUMBO BAGS	118	941	832	7738	6859	26010	220	28	31	3	4
2	CLINKER IN BULK	78	624	599	2464	2343	57052	731	91	95	23	24
3	DEFENCE CARGO	44	351	292	3951	3312	2662	60	8	9	1	1
4	ILMINITE SAND	59	473	450	2362	2251	35950	609	76	80	15	16
5	METALS & METAL PRODUCTS	43	341	320	3305	3101	11452	266	34	36	3	4
6	SALT IN BULK	184	1452	1378	6361	6017	124650	677	86	90	20	21
	Total(A)	526	4181	3870	26180	23884	257777	490	62	67	10	11
B	Loaded											
1	DEFENCE CARGO	4	28	28	311	311	154	39	5	5	0	0
2	EXPLOSIVES	1	7	7	77	77	217	217	31	31	3	3
3	SYNTHETIC RUTILE	22	175	170	1216	1177	7600	345	43	45	6	6
4	OTHER BREAK BULK	3	22	21	280	273	32	11	1	2	0	0
	Total(B)	30	232	226	1883	1838	8004	267	35	35	4	4
	Grand Total (A+B)	556	4413	4096	28063	25722	265781	478	60	65	9	10

Note: Tonnage handled is in respect of ships sailed during a period.

**STATEMENT- 26
DOCK LABOUR PRODUCTIVITY**

Port: COCHIN PORT AUTHORITY

Year: 2021-22

(As on March 2022)

Sl. No.	Commodities	No. of hooks worked	Hook Hrs/ Effective hooks hrs worked	Man hrs/ Effective man hrs worked	Tonnage Handled	Average Productivity (Tonnes)		
						Per hook	Per hook hour	Per man hour
A.	Break Bulk							
1	ALUMINA IN JUMBO BAGS	118	832	6859	26010	220	31	4
2	DEFENCE CARGO	48	320	3623	2816	59	9	1
3	EXPLOSIVES	1	7	77	217	217	31	3
4	METALS & METAL PRODUCTS	43	320	3101	11452	266	36	4
5	OTHER BREAK BULK	3	21	273	32	11	2	0
	Total (A)	213	1500	13933	40528	190	27	3
B.	Dry Bulk							
1	CLINKER IN BULK	78	599	2343	57052	731	95	24
2	ILMINITE SAND	59	450	2251	35950	609	80	16
3	SALT IN BULK	184	1378	6017	124650	677	90	21
4	SYNTHETIC RUTILE	22	170	1177	7600	345	45	6
	Total (B)	343	2596	11788	225253	657	87	19
	Total(A+B)	556	4096	25722	265781	478	65	10

Note: Tonnage handled is in respect of ships sailed during a period.

STATEMENT- 27

AVAILABILITY & UTILIZATION OF EQUIPMENTS (OTHER THAN CONTAINER HANDLING)

Port: COCHIN PORT AUTHORITY

Year: 2021-22

(As on March 2022)

S.No.	Item	Mobile Crane	Wharf Crane	Fork Lift Truck	Pay loaders	Tractor/ Trailer	Locomotive	Others (Mobile Harbour Crane)
1	No. of Equipment			6				1
2	Capacity of Equipment (No. with Unit)			5 Nos.of 3T capacity & 1 No. of 5T capacity				40T
3	Total No. of Gross Hrs available (No. of Days xNo. of Equipmentx24#)			24708				8688
4	Not available Hrs due to:							
	(i) Overhaul & maintenance			1065				600
	(ii) Break down			109.75				96
	(iii) Holidays & offtime							
	(iv) Others							
5	Not available working Hrs.(3-4)			23533.25				7992
6	% Availability (7/3)x100			95.25				91.99
7	Actual working Time			11905.75				557
8	% Utilisation on the basis of:							
	(a) Gross Available Hrs. (7/3) x100			48.19				6.41
	(b) Net Available Hrs. (7/5)x100			50.59				6.97
9	Utilisation Norms			35%				35%

Note:- 1. No. of Days : No. of Days the dock is working
 2. No. of Equipment : All Equipment available with the Deptt.
 3. Overhaul & maintenance : Preventive maintenance and periodical overhauls only.
 4. Breakdown : The equipment is not working for more than 15 minutes.
 # : If the port is working in two shifts, then 16 hours may be considered instead of 24 hours.

STATEMENT- 28
AVAILABILITY & UTILIZATION OF CONTAINER HANDLING EQUIPMENT

Port: COCHIN PORT AUTHORITY

Year: 2021-22

(As on March 2022)

S.No.	Item	Quay side Gantry Crane	Rubber Tyred Gantry Crane	Rail mounted Gantry Crane	Tata P & H Crane	Top Lift Truck	Fork Lift Truck/Front End Loader	Reach Truck	Tractor Trailer
1	2	3	4	5	6	7	8	9	10
1	Fleet Strength	4	15				3	2	
	Capacity/Equipment	65	40				8	40	
2	Total possible equipment Hrs (24@ X No. of Days X No. of Equipments)	35040	131400				26280	17520	
3	Hrs lost due to scheduled maintenance	2480.34	5979.81				805.09	748.67	
4	Hrs lost under break down	127.03	344.4				64.2	63.86	
5	Hrs lost due to recess	0	0				0	0	
6	Actual equipment available Hrs. (2-(3+4+5))	32432.6	125075.8				25410.7	16707.5	
7	% Availability (6/2)*100	92.6	95.2				96.7	95.4	
8	Hrs actually worked during the month	22413.0	84622.0				13676.0	5756.0	
9	% Utilisation on the basis of								
(a)	Availability Hrs. (8/6)*100	69.1	67.7				53.8	34.5	
(b)	Total possible Equipment Hrs. (8/2)*100	64.0	64.4				52.0	32.9	
10	Utilisation Norms								

Definitions:

1. No. of Days : No. of Days the dock is working
 2. No. of Equipment : All Equipment available with the Deptt.
 3. Scheduled maintenance : Preventive maintenance and periodical overhauls only
 4. Recess : Meal Breaks notified by the Port
 5. Breakdown : The equipment is not working for more than 15 mts.
- @: If the port is operating in two shifts, then 16 hours may be considered.

STATEMENT- 29 PERFORMANCE OF CONTAINER HANDLING EQUIPMENT

Port: COCHIN PORT AUTHORITY

Year: 2021-22

(As on March 2022)

S.No.	Item	Quayside Gantry Crane	Rail mounted Gantry Crane	RTG Crane
1	2	3	4	5
1	Total No. of Equipment	4		15
2	Total No. of Shifts worked	730		730
3	Total No. of Equipment working hrs. (Completion time-commencement time)	22413		84622
4	Total No. of Containers Handled	569604		871244
5	No. of Containers Handled per working hour (4/3)	25.41		10.30
6	Total Idle time	5758		42619
7	Total No. of hrs. actually worked (3-6)	16655		42003
8	Total No. of Containers Handled per actual worked hour (4/7)	34.200		20.742

STATEMENT- 30 PERFORMANCE OF DREDGER

Port: COCHIN PORT AUTHORITY

Year: 2021-22

(As on March 2022)

S. No.	Particulars	Unit	Name of Dredger(s)		Remarks
			GHD NS (Port Dredger)	DCI-'DREDGE-VIII/ XV/XVI/XIX/XI' (Hired)	
1	2	3	4		5
1	Quantity dredged	Lakh m3	2.90	232.66	Dredging for maintenance of the channels and basins in Cochin Port for the year 2021-22 was carried out by DCIL, on contract (Lumpsum). The dredging was done by deploying two TSH dredgers continuously throughout the year. Total quantity of material dredged and disposed during the year 2021-22 is 232.66 Lakh cum.(at a density of 1.30t/cum.) The Lumpsum contract amount for the year 2021-22 was Rs. 122.50 crores.
2	Working days	Days	103	357	
3	Non-Working days			8	
	a) Sunday & Holidays	Days	68	—	
	b) Dry-docking	Days	57	—	
	c) Over-haul	Days	11	—	
	d) Repairs, Maintenance & Bunkering	Days	3.5		
	e) Bad Weather	Days	Nil	—	
	f) Crew shortage	Days	Nil	—	
	g) Others	Days	122.5	—	
4	Total Days (2+3)	Days	365	—	
5	Quantity dredged per working day		1500/3000	—	
6	Rate per Cu.m. of dredging	Rs.	587	—	Rate of dredging based on Lumpsum amount quoted and estimated quantity of 24 Million cum. is Rs. 51.04 / cum.
	a) Including depreciation & Interest	Rs.	N A	NA	
	b) Excluding depreciation & Interest	Rs.	N A	NA	

STATEMENT- 31
NUMBER, TYPE AND SIZE OF SHIPS SAILED

Port: COCHIN PORT AUTHORITY

Year: 2021-22

(As on March 2022)

S.No.	Category of Ships	No. of ships sailed	NRT (in tonns)	GRT (in tonns)	DWT (in tonns)
A	Cargo Operation				
1	Container	615	8248135	16320264	20417371
	(a) Cellular	615	8,248,135	16,320,264	20,417,371
	(b) Combination				
2	Break Bulk	28	120,710	312,659	265,187
	Dry Bulk				
3	(a) Mechanical	96	522,873	1,307,168	1,960,765
	(b) Conventional	8	99,214	170,424	292,314
4	Liquid Bulk	447	11,118,107	20,981,935	35,186,092
5	Lash	0	0	0	0
6	Ro-Ro	0	0	0	0
	Total	1194	20,109,039	39,092,450	58,121,729
B	Passenger Carriers	249	562,612	1,521,792	636,983
C	Others	66	162,851	343,912	164,085
D	Grand Total	1509	20,834,502	40,958,154	58,922,797

STATEMENT- 32
PASENGER TRAFFIC AT MAJOR PORT

(As on March 2022)

Year:2021-22

Port: COCHIN PORT AUTHORITY

Year	Overseas			Coastal			Total		
	Embarked	Dis embarked	Total	Embarked	Dis embarked	Total	Embarked	Dis embarked	Total
	1	2	3	4	5	6	7	8	9
2016-17	54789	54265	109054	97522	102404	199926	152311	156669	308980
2017-18	44232	45337	89569	92045	98371	190416	136277	143708	279985
2018-19	57699	57555	115254	98396	107451	205847	156095	165006	321101
2019-20	61478	61352	122830	98660	113137	211797	160138	174489	334627
2020-21	0	0	0	17640	22922	40562	17640	22922	40562
2021-22	0	0	0	67935	61309	129244	67935	61309	129244

**STATEMENT- 33
ACCIDENTS AT MAJOR PORT**

Port: COCHIN PORT AUTHORITY

Year: 2021-22

(As on March 2022)

S. No.	Causation	Fatal		Non-Fatal		Total	
		Port area	Non-Port area	Port area	Non-Port area	Port area	Non-Port area
1	2	3	4	5	6	7	8
1	Persons falling	1	Nil	Nil	Nil	1	Nil
2	Falling of objects	Nil	Nil	1	Nil	1	Nil
3	Stepping on, striking against or struck by objects	Nil	Nil	1	Nil	1	Nil
4	Caught in between objects	Nil	Nil	Nil	Nil	Nil	Nil
5	Over-exertion or wrong movements	Nil	Nil	Nil	Nil	Nil	Nil
6	Exposer to or contact with extreme temperature	Nil	Nil	Nil	Nil	Nil	Nil
7	Explosions	Nil	Nil	Nil	Nil	Nil	Nil
8	Exposure to or contact with harmful substances including radiation	Nil	Nil	Nil	Nil	Nil	Nil
9	Other cases	Nil	Nil	Nil	Nil	Nil	Nil
Total		1	Nil	2	Nil	3	Nil

STATEMENT- 34 EMPLOYMENT AT MAJOR PORT

A. Employment at Major Port (As on 31st March)

Port: COCHIN PORT AUTHORITY Year:2021-22 (As on March 2022)

Officers		Non-Cargo Handling Workers			Cargo Handling Workers Other than Shore Workers		Shore Worker	Casual Worker	Total
Class I	Class II	Class III	Class IV	Others	Class III	Class IV			
1	2	3	4	5	6	7	8	9	10
87	88	708	45	-	159	23	-	-	1110

B. Employment at Dock Labour Boards of Major Port (As on 31st March)

Port: COCHIN PORT AUTHORITY Year:2021-22 (As on March 2022)

DLB Employment					Dock Workers				Grand Total
Class I	Class II	Class III	Class IV	Total	Registered	Listed	Others	Total	
1	2	3	4	5	6	7	8	9	10
NIL									

C. Mandays Lost at Major Port

Port: COCHIN PORT AUTHORITY Year:2021-22 (As on March 2022)

Mandays Employed			Mandays Lost				Mandays Lost per 1000 Mandays Employed		
PE	DE	Total	Reason	PE	DE	Total	PE	DE	Total
1	2	3	4	5	6	7	8	9	10
379030	0	379030	Strike	205	0	205	0.54	0.00	0.54

PE: Port Employee/Worker

DE: DLB Employee/Worker

STATEMENT- 35 INCOME & EXPENDITURE OF MAJOR PORT

Port: COCHIN PORT AUTHORITY

Year: 2021-22

(As on March 2022)

(Rs. In Crores)

S.No	Head	2021-22	2020-21
1	2	3	4
1	Income		
A	Operating Income		
a	Cargo handling(excluding royalty income)		
	(i) Petroleum, Oil and lubricants	109.39	95.67
	(ii) Others	25.31	31.01
b	Vessel related income	335.86	320.06
c	Railway earning	-	-
B	Estate Income	109.07	106.27
2	Expenditure		
A	Operating Expenditure		
a	Cargo handling		
	(i) Petroleum, Oil & Lubricants	7.71	7.13
	(ii) Others	42.51	45.75
b	Vessel related expenditure	185.96	155.26
c	Railway expenditure	-	-
B	Estate Non-operating Expenditure	131.12	135.29
3	Operating Surplus (1A-2A)	234.38	238.60
4	Finance & Miscellaneous Income	43.32	43.66
5	Royalty Income	136.17	130.31
6	Finance & Miscellaneous Expenditure	382.92	376.35
7	Total Income(1+4+5)	759.12	726.98
8	Total Expenditure(2+6)	750.22	719.78
9	Net Surplus (7-8)	8.90	7.20

Note: 1. Operating Expenditure to be apportioned as recommended in concepts and definitions.

2. Operating Income and expenditure of all commodities whose share in total cargo handled is more than 15% is to be separately furnished. For remaining commodities, information may be included in others.

STATEMENT- 36 APPLICATION OF FUNDS & OTHER FINANCIAL STATISTICS

Port: COCHIN PORT AUTHORITY

Year: 2021-22

(As on March 2022)

(Rs. In Crores)

S.No	Head	2021-22	2020-21
1	2	3	4
A	Fixed Operating Assets (Net Block)		
a	Cargo handling & storage	140.13	147.38
b	Port & dock facilities	103.52	106.06
c	Railway	-	-
d	Estate (Operating assets)	35.91	37.55
e	Management & General Administration	84.08	87.06
	Total Net Block	363.64	378.05
B	Capital Work in Progress	8.04	3.71
C	Investments*	0.15	1.15
D	Current Assets	507.34	502.97
E	Current Liabilities	766.12	799.47
F	Net Current Assets (D-E)	(258.78)	(296.50)
G	Capital Expenditure under PPP		
a	By Port		
	(i) For land acquisition		
	(ii) Other capital expenditure		
b	By Private operators)		
	(i) For land acquisition		
	(ii) Other capital expenditure	5302.03	5289.67
H	Capital Employed (Net)	102.56	-90.04

* Investments excluding Statutory investments like PF, Pension, Gratuity, Leave encashment etc.

STATEMENT- 37 OPERATING EXPENDITURE BY HEAD OF EXPENDITURE

Port: COCHIN PORT AUTHORITY

Year: 2021-22

(As on March 2022)

(Rs. In Crores)

S.No	Head	2021-22	2020-21
1	2	3	4
A	Operating expenditure		
1	Salaries & wages	142.17	143.15
2	Stores	23.22	21.95
3	Operation/Maintenance	136.71	108.75
4	Electricity	26.07	25.38
5	Depreciation	17.51	20.29
6	Security	13.76	16.33
7	Medical	3.02	3.04
8	Office administration	4.84	4.55
9	Other expenditure		
	Total Operating expenditure	367.30	343.43
B	Management band General Administration expenditure as per PL Account	109.71	112.12

STATEMENT- 38 FINANCIAL DATA OF PRIVATE TERMINAL OPERATOR

Name of Terminal Operator :INDIA GATEWAY TERMINAL PRIVATE LIMITED

Port: COCHIN PORT AUTHORITY

Year: 2021-22

(As on March 2022)

(Rs. In Crores)

S.No	Head	2021-22	2020-21
1	2	3	4
1	Operating Income		
a	Cargo handling(excluding royalty income)	348.33	345.54
b	Vessel related income		
	Total Operating Income	348.33	345.54
2	Operating Expenditure		
a	Cargo handling	288.12	263.28
b	Vessel related expenditure		
	Total Operating Expenditure	288.12	263.28
3	Total Income	348.33	345.54
4	Total Expenditure	288.12	263.28
5	Capital Expenditure under PPP	12.97	0.61
	(i) For land acquisition		
	(ii) Other capital expenditure	12.97	0.61
6	Net Capital Employed	-35.64	-112.45

Note:1. Operating expenditure to be apportioned as recommended in concepts and definitions

2. Separate data for each terminal operator at a Major Port be furnished.

STATEMENT- 39 FINANCIAL INDICATORS

Port: COCHIN PORT AUTHORITY

Year: 2021-22

(As on March 2022)

(Rs. In Crores)

S.No.	Description	2021-22	2020-21
1	2	3	4
1	Return on Capital		
a	Capital Employed (Excl Work-in-progress)	102.56	-90.04
b	Net surplus before Tax	8.90	7.20
c	RoCE including Royalty income (1b/1a)	0.09	-0.08
d	Net surplus before Tax (excl Royalty income)	-127.27	-123.11
e	RoCE excluding Royalty income (1d/1a)	(1.24)	1.37
f	Profit Ratio (Net surplus/Total income)	0.01	0.01
g	Turnover Ratio (Net Surplus/Operating income)	0.01	0.01
2	Operating Ratio		
a	Operating Expenditure	367.30	343.43
b	Operating Income	715.80	683.32
c	Operating Ratio (2a/2b) %	51.31	50.26
3	Ratio of Cost of Earnings (activity-wise)		
	(percentage of Cost to Earnings)		
a	Cargo Handling and Storage	0.37	0.42
b	Port and Dock Facilities for Shipping	0.55	0.49
c	Railway Workings		
d	Rentable Lands and Buildings	0.20	0.22
A	Direct Cost (excl Depn & Over heads)		
a	Cargo Handling and Storage	43.38	44.84
b	Port and Dock Facilities for Shipping	179.92	149.33
c	Railway Workings		-
d	Rentable Lands and Buildings	19.77	21.46
B	Total Cost (incl Depn & Over heads)		
a	Cargo Handling and Storage	50.22	52.88
b	Port and Dock Facilities for Shipping	185.96	155.26
c	Railway Workings	-	-
d	Rentable Lands and Buildings	21.41	23.18

STATEMENT- 40
CAPITAL EXPENDITURE ON PLAN AND NON-PLAN SCHEMES

Port: COCHIN PORT AUTHORITY

Year:2021-22

(As on March 2022)

S. No.	Description	Current year 2021-22					Cumulative upto 31.03.2022			
		Approved outlay 2021-22	Internal Resources	Budgetary Support	Others (specify)	Total	Internal Resources	Budgetary Support	Others (specify)	Total
1	2	3	4	5	6	7	8	9	10	11
A	Plan Works									
1	Construction of Sub-way (B.S)					-	-	28.05	-	28.05
2	Construction of Rail Over Bridge at Vallarpadam (B.S)					-	-	26.18	-	26.18
3	Refurbishment of Coastal Liquid Terminal (B.S)					-	-	18.35	-	18.35
4	R&D Studies - Study on siltation for implementation of nautical depth concept in CoPT (B.S)					-	-	10.93	-	10.93
5	Capital dredging for creation of berth basin for ICTT - Phase-III (Extension of length of basin by 300m) (BS)	0.10				-	-	-	-	-
6	Reconstruction of STB					-	-	-	-	-
7	Replacement and modification of cargo handling equipment					-	21.95	-	-	21.95
	Development at SEZ area									
	a) (i) Construction of Administrative & Commercial offices and related establishment cost at PBSEZs					-	0.92	-	-	0.92
8	a) (ii) Providing additional facilities at Administrative office building at Puthuvyppeen, SEZ					-	0.29	-	-	0.29
	b) Providing common infrastructure facilities at SEZ	0.10				-	20.91	-	-	20.91
	c) Land Development at PBSEZs	0.01				-	1.09	-	-	1.09
	d) Land Acquisition	0.01				-	-	-	-	-

S. No.	Description	Current year 2021-22					Cumulative upto 31.03.2022			
		Approved outlay 2021-22	Internal Resources	Budgetary Support	Others (specify)	Total	Internal Resources	Budgetary Support	Others (specify)	Total
1	2	3	4	5	6	7	8	9	10	11
9	Standardisation of Electrical Power supply distribution network at W/ Island.					-	6.70	-	-	6.70
	a) Strengthening of sub transmission and distribution network at W/Island under IPDS, Gol.					-	3.02	-	2.19	5.21
	b) Design as per site condition, supply installation , Testing & commissioning of Roof Top, grid connected solar panel of 150KWP capacity at residential building of RNAS quarters as part of IPDS work					-	-	-	-	-
10	Feasibility Study					-	3.57	-	-	3.57
11	Outer Harbour project for construction of a Deep Water Port (i) Providing Consultancy services for obtaining Environment clearance for Outer Harbour					-	4.34	-	-	4.34
12	Implementation of Environmental Management and Monitoring Plan (EMMP)					-	1.13	-	-	1.13
13	Construction of Barge jetty at Puthuvyppeen (ASIDE Scheme)					-	35.55	-	-	35.55
14	Bunkering Terminal (Land Development) MULT EIA Study and application for KSPCB &KCZMA for MULT					-	-	-	-	-
15	Providing Shore power Supply at UTL					-	0.63	-	0.57	1.20
16	Reconstruction of South Coal Berth	17.94	4.07		5.30	9.37	5.32	-	5.30	10.62
17	Providing Ro-Ro Facilities for Propylene Handling at Cochin Port	1.00								
	Total	19.16	4.07	-	5.30	9.37	105.42	83.51	8.06	196.99
B	Non-Plan Works	5.41	1.57		4.21	5.78	4.31	-	15.52	19.83
C	Grand Total (A+B)	24.57	5.64	-	9.51	15.15	109.73	83.51	23.58	216.82

PART - III



THE ANNUAL ACCOUNTS OF THE COCHIN PORT AUTHORITY FOR 2021-2022



PART III - INDEX

		Annual Accounts	Page No.
		Balance Sheet	112
		Profit & Loss Account	113
SCH	SUB SCH		
		Schedules to Balance Sheet	
I		Reserves & Surplus	114
		Statutory Reserves	114
		Grants-In-Aid	114
II		Loan Funds	114
III		Capital Asset & Provision for Depreciation	115
IV		Investments	116
V		Sundry Debtors	116
VI		Cash & Bank Balance	116
VII		Loan & Advances	116
VIII		Current Liabilities and Provisions	116
		Sub Schedules to Balance Sheet	
	A	Details of Funds & Statutory Reserves	117
	B	Balance at Banks and Cash on Hand	118
		Sub - Schedules to Profit & Loss Account	
		Income	
	C	Cargo handling & Storage charges	119
	D	Port & Dock Charges	119
	E	Railway Earnings	119
	F	Estate Rentals	119
		Expenditure	
	G	Cargo handling & Storage	120
	H	Port & Dock facilities for Shipping	120
	I	Railway Workings	120
	J	Rentable Land & Buildings	121
	K	Management & General Administration	121
	L	Finance & Miscellaneous Income	122
	M	Finance & Miscellaneous Expenditure	122
		Additional Schedule to Profit & Loss Account	123-125
IX		Balance Sheet of Cochin Fisheries Harbour	126
		Income & Expenditure Account of C.F.H	127
		Receipt & Payment Account of C.F.H	128
X		Notes to Annual Accounts	129

BALANCE SHEET AS AT 31ST MARCH 2022

	PARTICULARS	SCH	2021-22		2020-21	
			₹	₹	₹	₹
I	SOURCE OF FUNDS					
	RESERVES & SURPLUS	I				
	a) Capital Reserve		84,84,07,574		84,84,07,574	
	b) Funds		66,61,796	85,50,69,371	67,25,221	85,51,32,795
	c) Statutory Reserves			16,72,81,794		16,72,81,794
	d) Grants-in- aid			37,71,72,887		20,01,86,094
	LOAN FUNDS	II				
	a) Government Loans		4,46,82,33,147		4,46,82,33,147	
	b) Unsecured Loans		2,60,41,960	4,49,42,75,107	2,56,53,064	4,49,38,86,211
	Total			5,89,37,99,159		5,71,64,86,894
	COCHIN FISHERIES HARBOUR	IX		11,86,366		11,86,366
	GRAND TOTAL			5,89,49,85,525		5,71,76,73,260
II	APPLICATION OF FUNDS					
	FIXED/CAPITAL ASSETS	III				
	Gross Block		7,04,26,62,942		7,02,35,90,690	
	Less: Provision for Depreciation		3,40,62,49,251		3,24,30,48,307	
	Net Block			3,63,64,13,691		3,78,05,42,383
	Capital Work-in-Progress			8,03,76,868		3,70,61,742
	INVESTMENTS	IV		15,00,000		1,15,00,000
	CURRENT ASSETS, LOANS AND ADVANCES					
a	Current Assets:					
i	Interest accrued		4,69,59,525		5,34,17,670	
ii	Inventories		73,27,720		71,54,469	
iii	Sundry Debtors	V	53,22,82,443		51,85,02,701	
iv	Cash & Bank Balances	VI	3,44,12,04,212		3,68,90,98,379	
b	Loans & Advances	VII	1,04,55,87,387		78,20,95,844	
	Total		5,07,33,61,286		5,05,02,69,063	
	Less: Current Liabilities & Provisions	VIII	7,66,11,98,048		8,01,52,37,722	
	NET CURRENT ASSETS			-2,58,78,36,761		-2,96,49,68,659
c	Profit & Loss account			4,76,33,45,362		4,85,23,51,429
	TOTAL			5,89,37,99,159		5,71,64,86,894
	COCHIN FISHERIES HARBOUR	IX		11,86,366		11,86,366
	GRAND TOTAL			5,89,49,85,525		5,71,76,73,260

FINANCIAL ADVISER &
CHIEF ACCOUNTS OFFICER

CHAIRPERSON

PROFIT & LOSS ACCOUNT FOR THE YEAR ENDED 31st MARCH 2022

PARTICULARS	SUB SCH	2021-22	2020-21
		₹	₹
INCOME			
Cargo Handling & Storage charges	C	2,70,87,33,494	2,56,98,66,070
Port & Dock charges (including Pilotage fees)	D	3,35,85,90,865	3,20,06,11,809
Railway earnings	E	0	0
Estate Rentals	F	1,09,06,72,813	1,06,27,11,760
Total		7,15,79,97,172	6,83,31,89,639
LESS EXPENDITURE:			
Cargo handling and storage	G	50,21,85,606	52,87,70,468
Port & Dock facilities (including Pilotage)	H	1,85,96,40,783	1,55,26,20,786
Railway workings	I	0	0
Rentable lands and buildings	J	21,40,71,359	23,17,76,956
Management & General Administration (not directly attributed to particular activity)	K	1,09,71,17,610	1,12,11,55,979
Total		3,67,30,15,357	3,43,43,24,189
Operating Profit (+) / Loss (-)		3,48,49,81,814	3,39,88,65,449
Add: Finance & Misc. Income	L	43,32,16,324	43,66,33,392
Total		3,91,81,98,139	3,83,54,98,842
Less: Finance & Misc. Expenditure	M	3,82,91,92,071	3,76,34,93,384
Profit before Tax		8,90,06,068	7,20,05,457
Less: Provision for taxation			
Profit after Tax		8,90,06,068	7,20,05,457
Less : Appropriations		0	0
Capital Reserve			
Total			
Balance transferred to Revenue Reserve		8,90,06,068	7,20,05,457
COCHIN FISHERIES HARBOUR			
Income		3,80,60,692	3,06,07,724
Expenditure		3,64,45,709	3,85,09,077
Surplus (+) / Deficit (-)		16,14,983	-79,01,354

FINANCIAL ADVISER &
CHIEF ACCOUNTS OFFICER

CHAIRPERSON

SCHEDULES TO BALANCE SHEET AS AT 31.03.2021

PARTICULARS	SCH	SUB SCH	2021-22	2020-21
			₹	₹
RESERVES & SURPLUS	I	A		
Capital Reserve			84,84,07,574	84,84,07,574
CPE (HBA) Family Benefit Fund			40,65,627	38,48,145
Employees Welfare Fund			25,04,751	27,43,191
Family Security Fund			91,418	1,33,884
Total			85,50,69,371	85,51,32,795
STATUTORY RESERVES	I	A		
Fund for Replacement, Rehabilitation and Modernisation of Capital Assets			9,83,85,897	9,83,85,897
Fund for Development, Repayment of Loans and Contingencies			6,88,95,897	6,88,95,897
Total			16,72,81,794	16,72,81,794
GRANTS- IN-AID	I			
Grant-in-aid for Development of Walkway and Parking Facilities			0	-1,06,29,246
Grant in Aid for Creation of Additional tourism facility-Walkway			-4,88,627	-83,53,072
Grant in Aid for Construction of a Subway/Flyover in front of International Container Transshipment Terminal(ICTT)			3,35,22,665	3,29,80,847
Grant-Rail Over Bridge			8,66,96,800	8,50,27,216
Grant in Aid under R&D Schemes "Studies on Siltation and Optimal ameliorative measures"			0	-10,10,380
Grant in Aid for Procurement Of Pollution Responses(PR) equipment / materials			69,53,423	67,65,462
Grant in Aid - Implementation of projects under IPDS			-35,877	-28,32,794
Grant in Aid-Upgradation of berth and backup area of Ekm. Wharf			0	-73,48,675
Grant in Aid for Developing infrastructure for cruise terminal(Samudrika)			-17,55,222	-3,62,738
Grant in Aid-Additional Infrastructure Cruise Terminal			-65,77,715	3,08,05,673
Grant in Aid-Reconstruction of South Coal Berth			-30,79,058	4,46,06,897
Grant in Aid-CFH			25,00,00,000	0
Total			36,52,36,388	16,96,49,189
Less: Excess amount spent over Grant-in-Aid - receivable from Ministry disclosed under Current Assets			-1,19,36,499	-3,05,36,905
Total Grant			37,71,72,887	20,01,86,094
LOAN FUNDS	II			
A. LOAN FROM GOVERNMENT			4,46,82,33,147	4,46,82,33,147
Total			4,46,82,33,147	4,46,82,33,147
B. UNSECURED LOANS	II			
(a) Other Source Loan				
Principal amount of Loan			29,91,508	29,91,508
Add:- Interest Accrued			2,30,50,452	2,26,61,556
Total			2,60,41,960	2,56,53,064

FINANCIAL ADVISER &
CHIEF ACCOUNTS OFFICER

CAPITAL ASSET REGISTER AS ON 31.03.2022

(Amount in ₹)

Assets	GROSS BLOCK			PROVISION FOR DEPRECIATION				NET BLOCK	
	As on 01-04-2021	Additions	Deletions	As on 31-03-2022	On Deletions	During the year	Total as on 31-03-2022	As on 31-03-2022	As on 01-04-2021
Land	51,49,16,218	0	0	51,49,16,218	0	0	0	51,49,16,218	51,49,16,218
Capital Dredging	84,39,61,873	0	0	84,39,61,873	0	84,53,939	20,76,66,432	63,62,95,441	64,47,49,380
Buildings, Sheds and other structures	74,34,59,836	0	0	74,34,59,836	0	2,19,83,338	42,40,30,766	31,94,29,070	34,14,12,408
Wharves, Roads and Boundaries	2,12,21,51,596	23,91,378	66,97,123	2,11,78,45,851	1,82,361	4,54,21,286	70,14,90,193	1,41,63,55,659	1,46,59,00,328
Floating Crafts	1,30,68,57,646	0	0	1,30,68,57,646	0	4,32,49,693	99,45,83,584	31,22,74,062	35,55,23,755
Docks, Sea Walls etc	18,18,56,439	3,50,68,189	0	21,69,24,628	0	38,45,924	17,33,13,678	4,36,10,950	1,23,88,685
Cranes & Vehicles	16,32,74,441	0	1,16,90,193	15,15,84,248	1,16,90,191	1,33,97,175	14,01,94,060	1,13,90,188	2,47,87,366
Plant and Machinery	39,23,08,005	0	0	39,23,08,005	0	1,09,92,764	29,30,47,156	9,92,60,849	11,02,53,613
Installations for water, electricity, Fire fighting & Telecommunication	70,65,01,751	0	0	70,65,01,751	0	2,73,25,347	42,53,47,871	28,11,53,880	30,84,79,227
Oil Pipeline Installations	3,83,25,308	0	0	3,83,25,308	0	46,541	3,77,66,802	5,58,506	6,05,047
Miscellaneous Assets	99,77,584	0	0	99,77,584	0	3,57,488	88,08,717	11,68,867	15,26,355
TOTAL	7,02,35,90,695	3,74,59,567	1,83,87,316	7,04,26,62,947	1,18,72,552	17,50,73,495	3,40,62,49,257	3,63,64,13,690	3,78,05,42,382
Capital Work in Progress	3,70,61,742	6,42,95,544	2,09,80,418	8,03,76,868	0	0	0	8,03,76,868	3,70,61,742
GRAND TOTAL	7,06,06,52,437	10,17,55,111	3,93,67,734	7,12,30,39,815	1,18,72,552	17,50,73,495	3,40,62,49,257	3,71,67,90,558	3,81,76,04,123

**FINANCIAL ADVISER &
CHIEF ACCOUNTS OFFICER**

SCHEDULES TO BALANCE SHEET AS AT 31.03.2022

PARTICULARS	SCH	SUB SCH	2021-22	2020-21
			₹	₹
INVESTMENTS	IV			
A Long Term Investments				
Investment in shares of M/s Cochin Bridge Infrastructure Co Ltd (1,50,000 equity shares of Rs 10 each)			15,00,000	15,00,000
B Current Investments				
Investment in Mutual Fund- SBI Magnum Low Duration Fund Direct Growth (3865.844 units @ NAV of Rs 2586.757 per unit)			0	1,00,00,000
Total			15,00,000	1,15,00,000
SUNDRY DEBTORS	V			
Government Dues - Less than 6 months			12,16,72,407	11,02,34,847
- More than 6 month			8,82,74,357	10,34,51,980
Non Government Dues - Less than 6 months			11,49,30,866	10,20,48,805
- More than 6 month			31,38,72,160	30,27,03,994
			63,87,49,790	61,84,39,625
Less: Provision for doubtful debts			10,64,67,347	9,99,36,925
Total			53,22,82,443	51,85,02,701
CASH & BANK BALANCES	VI	B		
Cash on Hand			82,832	55,368
Bank Balance :				
Current Accounts			7,15,45,083	21,37,86,163
Savings Account			44,33,58,570	0
Fixed Deposits			2,92,59,54,979	3,47,48,04,316
Cash Card			2,62,747	4,52,532
Total			3,44,12,04,212	3,68,90,98,379
LOANS AND ADVANCES (Recoverable in Cash or in kind or for Value to be Received)	VII			
Payment in Advance and Debit Balance			1,00,38,28,095	72,19,74,273
Deposits			2,98,22,792	2,95,84,666
Add: Excess amount spent over Grant-in-Aid receivable from Ministry			1,19,36,499	3,05,36,905
Total			1,04,55,87,387	78,20,95,844
CURRENT LIABILITIES & PROVISIONS	VIII			
Current Liabilities				
General Provident Fund			72,58,11,515	70,90,39,237
Salaries & Wages payable			6,32,47,293	10,93,55,060
Accrued expenses			93,93,51,963	97,63,26,061
Misc. Creditors & Credit Balance			2,95,26,57,142	2,87,80,66,209
Deposits from Merchants, Contractors & Others			2,98,01,30,135	3,34,24,51,155
Total			7,66,11,98,048	8,01,52,37,722

FINANCIAL ADVISER &
CHIEF ACCOUNTS OFFICER

SUB SCHEDULE - A

DETAILS OF FUNDS & STATUTORY RESERVES

G/L CODE	House Building Advance - FBF	Employees Welfare Fund	Family Security Fund	Reserve for Replacement, Rehabilitation & modernisation of Capital Assets	Reserve for Development Repayment of loans and Contingencies
	110100	110101	110102	110200	110201
	₹	₹	₹	₹	₹
Balance as on 1 st April 2021	38,48,145	27,43,191	1,33,884		
<u>Add:</u> Contribution from GRF	20,225	0	4,35,000		
Contribution from employees	40,477	0	1,41,534	9,83,85,897	6,88,95,897
Accident claim from Insurance Co.	0	0	0		
Interest on investments	1,72,963	0	0		
Total	40,81,811	27,43,191	7,10,418	9,83,85,897	6,88,95,897
<u>Less:</u> Expenditure/Adjustments from Fund	16,184	2,38,440	6,19,000		
Balance as at 31st March 2022	40,65,627	25,04,751	91,418	9,83,85,897	6,88,95,897

FINANCIAL ADVISER &
CHIEF ACCOUNTS OFFICER

SUB SCHEDULE - B

BALANCE AT BANKS AND CASH ON HAND AS ON 31.03.2022

PARTICULARS	₹	₹
Cash on hand		82,832
Cash Card		2,62,747
Current Account with Nationalised and Scheduled Banks		7,15,45,083
Savings Account with Nationalised and Scheduled Banks		44,33,58,570
Fixed Deposits with Banks:		
General Reserve Fund	67,60,32,045	
Deposit Works	1,17,80,10,980	
Grants	36,87,11,958	
Total Deposits		2,22,27,54,983
General Provident Fund		69,99,99,996
HBA FBF Investments		32,00,000
TOTAL		3,44,12,04,212
Balance with Scheduled Banks		3,44,11,21,380
Balance with Non Scheduled Banks		NIL

**FINANCIAL ADVISER &
CHIEF ACCOUNTS OFFICER**

**SUB - SCHEDULES TO PROFIT & LOSS ACCOUNT FOR THE YEAR ENDED 31.03.2022
INCOME**

PARTICULARS	2021-22	2020-21
	₹	₹
<u>SUB-SCHEDULE - C</u>		
<u>Cargo handling & Storage charges</u>		
Handling & Storages charges on general cargo	22,59,62,952	27,54,75,970
Cranage	6,07,255	79,450
Petroleum, Oil and lubricants handling charges	1,09,39,25,072	95,67,07,778
Demurrage on general cargo	1,17,43,026	1,10,28,259
Handling and Storage Charges on Containers	23,27,368	70,77,463
Miscellaneous charges - Cargo	1,24,97,943	1,48,67,247
Revenue share from ICTT	1,17,57,90,735	1,14,66,47,303
Waterfront Royalty- LNG Basin	18,33,82,362	15,64,36,398
Royalty for Stevedoring & Shore handling	24,96,781	15,46,200
Total	2,70,87,33,494	2,56,98,66,070
<u>SUB-SCHEDULE - D</u>		
<u>Port & Dock Charges</u>		
Towage and Mooring fees	36,07,01,706	36,76,80,631
Berth Hire charges	34,76,30,370	37,54,99,631
Port dues	80,88,11,288	77,08,99,163
Pilotage Fees	1,69,82,08,974	1,61,72,31,085
Water supply to shipping	8,40,058	10,00,718
Miscellaneous charges - Vessel	70,00,801	40,83,458
Income from Dredging Services	8,70,05,000	4,39,19,310
Income from Cruise Vessel including Maritime Service Charges	4,83,92,668	2,02,97,813
Total	3,35,85,90,865	3,20,06,11,809
<u>SUB-SCHEDULE - E</u>		
Railway earnings	0	0
<u>SUB-SCHEDULE - F</u>		
<u>Estate Rentals</u>		
Rent from land	62,29,45,556	59,91,16,368
Rent from buildings,sheds & godowns	9,34,77,290	10,70,76,515
Miscellaneous Income	35,85,42,759	34,30,72,000
Sundry Income	1,57,07,208	1,34,46,876
Total	1,09,06,72,813	1,06,27,11,760

**FINANCIAL ADVISER &
CHIEF ACCOUNTS OFFICER**

**SUB - SCHEDULES TO PROFIT & LOSS ACCOUNT FOR THE YEAR ENDED 31.03.2022
EXPENDITURE**

PARTICULARS	2021-22	2020-21
	₹	₹
<u>SUB-SCHEDULE - G</u>		
<u>Cargo handling & Storage</u>		
Handling & Storage of general cargo at sheds & wharves	32,56,66,808	35,77,83,596
Handling & Storage of containers	13,83,826	17,61,909
Operation & maintenance of crane	2,07,89,440	2,09,65,374
Handling of Petroleum, Oil & Lubricants	7,70,81,129	7,13,14,480
Expenditure on general facilities at wharves & boundaries	30,56,837	33,92,609
Administration and General expenses	7,41,32,723	7,35,28,500
New Minor works	74,843	24,000
Total	50,21,85,606	52,87,70,468
<u>SUB-SCHEDULE - H</u>		
<u>Port & Dock facilities including Pilotage</u>		
Towing, Berthing and Mooring	16,82,61,287	18,02,97,435
Pilotage	7,03,84,374	6,57,33,525
Water supply to shipping	19,22,737	28,46,425
Fire fighting	9,17,15,700	9,09,43,313
Dredging and Marine survey	1,08,65,52,858	80,01,45,708
Harbour Patrolling	78,23,072	81,64,065
Operation & Mtnce. of Navigational aids	2,89,91,628	3,39,50,563
Administration and general expenses	40,39,21,629	37,04,73,279
New Minor works	67,499	66,474
Total	1,85,96,40,783	1,55,26,20,786
<u>SUB-SCHEDULE - I</u>		
<u>Railway workings</u>		
Maintenance of station, other Buildings and structures	0	0

**FINANCIAL ADVISER &
CHIEF ACCOUNTS OFFICER**

**SUB - SCHEDULES TO PROFIT & LOSS ACCOUNT FOR THE YEAR ENDED 31.03.2022
EXPENDITURE**

PARTICULARS	2021-22	2020-21
	₹	₹
<u>SUB-SCHEDULE - J</u>		
<u>Rentable land and buildings</u>		
Estate maintenance	13,56,13,063	14,57,76,740
Administration & General expenses	7,84,58,295	8,60,00,216
Total	21,40,71,359	23,17,76,956
<u>SUB-SCHEDULE - K</u>		
<u>Management & General Administration</u>		
Management & Secretariat expenses	29,65,91,266	32,35,75,951
Medical expenses	12,25,73,244	12,26,25,218
Stores keeping	2,15,30,037	2,09,00,371
Accounting and Auditing	23,93,53,728	22,95,45,052
Head office building & telephones	72,19,636	91,52,220
Engineering & workshop administration	13,17,76,235	13,73,57,458
Overhead and sundry expenses	27,80,73,465	27,79,73,061
New Minor works	0	26,649
Total	1,09,71,17,610	1,12,11,55,979

**FINANCIAL ADVISER &
CHIEF ACCOUNTS OFFICER**

GL CODE	DESCRIPTION	2021-22	2020-21
		₹	₹
	<u>SUB-SCHEDULE - L</u>		
	<u>Finance & Miscellaneous Income</u>		
540000	Sundry Receipts	18,70,18,538	7,73,23,125
540001	Profit/Loss on disposal of Capital Assets	60,49,044	30,96,517
540003	Interest receivable from IGTPPL	0	0
540004	Recovery of Insurance Claim on Capital Assets	11,00,780	5,11,037
540005	Interest Income	11,01,33,803	7,87,28,060
540006	Sale of Unserviceable Stores	56,93,694	1,09,54,222
540007	Hire of Motor Lorry & Sundry Plants	2,24,988	54,272
540008	Charges for Project Management Services	7,55,23,904	4,55,44,584
540009	Items Relating to Previous Year	2,85,14,666	16,95,44,813
540010	Medical Scheme for Pensioners	49,789	61,660
540011	Medical Treatment to Non-Entitled Persons	4,76,362	2,11,636
540012	Premium for lease of land	1,84,30,755	4,97,63,989
540013	Service Exports from India Scheme (SEIS)	0	8,39,478
	Total	43,32,16,324	43,66,33,392
	<u>SUB-SCHEDULE - M</u>		
	<u>Finance & Miscellaneous Expenditure</u>		
670002	Bank Charges	4,63,078	9,26,602
670004	Prov. For Doubtful Debts	65,30,422	48,86,415
670006	Contribution to Employees Welfare Fund	0	0
670007	Contribution to Family Security Fund	4,35,000	9,20,000
670008	Contribution to Pension Fund Trust including Pension Payment	3,53,91,29,636	3,48,99,39,800
670009	Items Relating to Previous Years	5,19,58,465	2,87,53,343
670010	Contribution to CPTE HBA FBF	20,225	28,163
670012	Contribution to CPE New Pension Scheme	2,64,08,954	1,14,67,549
670014	Contribution to Gratuity Fund Trust	19,89,70,046	21,70,93,427
670016	Loss on disposal	1,73,762	0
670023	Interest on Electricity Deposit	22,23,586	23,51,980
670026	Interest on other source loans	3,88,896	3,88,896
670027	Expense on Feasibility and R&D Studies	3,29,837	3,46,329
670031	Corporate Social Responsibility	21,60,164	63,90,881
	Total	3,82,91,92,071	3,76,34,93,384

**FINANCIAL ADVISER &
CHIEF ACCOUNTS OFFICER**

ADDITIONAL SCHEDULE TO PROFIT & LOSS ACCOUNT FOR THE YEAR ENDED 31-03-2022
OPERATING EXPENDITURE

GL CODE	DESCRIPTION	2021-22 ₹	2020-21 ₹
	<u>SALARIES & WAGES:</u>		
600000	Salaries & Wages (General)	21,06,01,829	20,52,55,119
600002	PLR	1,77,98,427	1,99,39,716
600003	Overtime	1,13,16,175	94,16,840
600004	Incentive	24,65,742	23,85,323
600005	Honararium	8,33,780	23,92,269
600006	Leave Encashment	9,03,43,924	6,14,16,651
600007	Salaries & Wages (Operational)	65,68,01,435	65,50,32,062
600008	Salaries & Wages (R&M)	33,26,98,590	36,13,61,966
600010	Leave Travel Concession	0	89,609
600011	Staff Amenities & Welfare Measures	20,240	16,780
600012	Employers ESI contribution	9,95,917	10,04,325
600013	Employers EPF contribution	35,75,480	36,24,266
640000	Salaries (Port Security)	32,58,868	1,88,20,138
650000	Salaries & Wages-Medical	9,09,81,487	9,07,04,041
	TOTAL (A)	1,42,16,91,894	1,43,14,59,106
	<u>STORES</u>		
610000	Stores-General	5,41,843	11,13,801
610001	Stores-Uniform	4,25,682	9,21,091
610002	Stores-Operational	81,28,124	68,85,762
610003	Stores-Fuel	20,96,28,141	19,92,44,040
610004	Stores (R&M)	1,34,48,401	1,13,25,310
	TOTAL (B)	23,21,72,192	21,94,90,004
	<u>OFFICE & ADMINISTRATIVE EXPENSES</u>		
620000	Consumption Stores-Stationery	2,54,361	3,20,458
620001	Books & Periodicals	0	0
620002	Travelling Expense	10,62,020	10,43,108
620004	Courier charges	1,66,927	1,54,435
620005	Licence fees & Royalty	30,86,454	31,17,756
620006	Equipment & Furniture	1,98,314	1,65,611

(Contd....)

ADDITIONAL SCHEDULE TO PROFIT & LOSS ACCOUNT FOR THE YEAR ENDED 31-03-2022
OPERATING EXPENDITURE

GL CODE	DESCRIPTION	2021-22 ₹	2020-21 ₹
620010	Miscellaneous Expenses	58,24,038	48,10,723
620011	New Minor Works	5,39,680	1,60,395
620013	Entertainment	1,21,061	21,56,356
620014	Training Programme	2,45,387	42,319
620015	Sports & Games	2,33,166	1,69,292
620016	Legal Charges	87,83,224	55,00,700
620017	Printing Charges	4,37,297	6,88,431
620018	Office Machine hire & service charges	25,744	31,846
620019	Publicity & Advertisement	14,59,661	13,08,248
620020	Audit & Accounting	76,88,413	47,34,873
620021	Rent, Rates & Taxes	20,42,149	34,74,081
620022	Telephones	12,06,631	15,11,699
620023	Subscription	1,74,968	1,33,183
620025	IPA Share Contribution	1,46,90,577	1,46,83,211
620026	Marketing expense	1,78,757	12,51,021
	TOTAL (C)	4,84,18,830	4,54,57,746
	<u>OPERATION & MAINTENANCE EXPENSES</u>		
630000	R&M arranged through Contract-Roads	81,72,886	1,00,29,114
630001	R&M arranged through Contract-Buildings	47,23,508	92,06,723
630002	R&M arranged through Contract-Plant & Equipments	24,89,496	30,38,307
630004	Dry Docking of Floating Crafts	5,77,70,583	2,88,88,476
630005	Special R&M arranged through Contract-Roads	6,57,569	7,75,356
630006	Special R&M arranged through Contract-Buildings	62,45,343	43,10,924
630007	Special R&M arranged thru Contract-Plant & Equipments	79,96,699	75,72,560
630008	Hire of Vehicles & Transport Charges	1,09,09,920	97,44,036
630009	Water Charges	4,17,15,900	4,66,01,333
630012	Electricity Charges	26,07,09,742	25,37,76,577
630013	Hire of Boats, Tugs & Launches	21,34,23,852	20,75,80,939
630015	Maintenance Dredging	95,67,46,986	69,96,72,471
630016	Sundry Expense	3,49,26,403	4,09,33,539
630017	Insurance	67,19,838	60,83,372
630018	Self Consumption-Electricity	1,46,21,031	1,30,34,432
	TOTAL (D)	1,62,78,29,755	1,34,12,48,158

(Contd....)

**ADDITIONAL SCHEDULE TO PROFIT & LOSS ACCOUNT FOR THE YEAR ENDED 31-03-2022
OPERATING EXPENDITURE**

GL CODE	DESCRIPTION	2021-22 ₹	2020-21 ₹
	<u>SECURITY EXPENSES</u>		
640001	Hire of Boats for Patrolling	32,17,477	29,51,257
640002	I S P S	48,500	2,00,000
640004	CISF-Deployment Charges	12,92,35,488	15,30,62,144
640005	SEZ - Cost Recovery	13,60,380	10,67,586
640006	Private Security Charges	37,22,326	60,50,143
	TOTAL (E)	13,75,84,171	16,33,31,131
	<u>MEDICAL EXPENSES</u>		
650001	Stipend, Fees & Honorarium to Specialists	26,86,624	22,33,347
650002	Stores-Medical	2,04,01,291	1,97,67,145
650003	Provisions-Medical	89,580	95,079
650004	Hospital Equipment	24,718	90,302
650005	Medical Expenses	19,26,825	16,19,788
650006	Charges paid to Outside Hospitals	51,15,982	65,84,362
	TOTAL (F)	3,02,45,020	3,03,90,024
	<u>DEPRECIATION</u>		
670021	Depreciation for the year	17,50,50,236	19,17,69,609
	Prior Period Depreciation	23,259	1,11,78,411
	TOTAL (G)	17,50,73,495	20,29,48,020
	GRAND TOTAL (A) TO (G)	3,67,30,15,357	3,43,43,24,189

**FINANCIAL ADVISER &
CHIEF ACCOUNTS OFFICER**

SCHEDULE - IX

COCHIN FISHERIES HARBOUR
BALANCE SHEET AS ON 31ST MARCH 2022

(Amount in ₹)

PARTICULARS		2021-22		2020-21	
A	<u>SOURCES OF FUNDS</u>				
	Grant in aid received from GOI	19,10,32,261		19,10,32,261	
	Less : Grant utilised	18,98,45,895	11,86,366	18,98,45,895	11,86,366
	TOTAL		11,86,366		11,86,366
B	<u>APPLICATION OF FUNDS</u>				
	Fixed Assets				
	Gross Block	18,98,45,895		18,98,45,895	
	Work in Progress	0		0	
		18,98,45,895		18,98,45,895	
	Less : Grant received	18,98,45,895	0	18,98,45,895	0
	Current Assets, Loans and Advances				
	a. Current Assets:				
	(i) Interest accrued on investments	7,88,808		7,65,498	
	(ii) Sundry Debtors	1,44,49,198		1,26,51,679	
	(iii) Cash & Bank Balances	4,42,18,328		3,83,74,463	
	b. Loans & Advances	3,53,588		2,78,687	
	Total	5,98,09,923		5,20,70,327	
	Less: Current Liabilities & Provisions	9,20,86,055		8,59,61,443	
	NET CURRENT ASSETS		-3,22,76,132		-3,38,91,116
	Profit & Loss Account		3,34,62,498		3,50,77,482
	(Accumulated Deficit)				
	TOTAL		11,86,366		11,86,366

FINANCIAL ADVISER &
CHIEF ACCOUNTS OFFICER

SCHEDULE IX

**COCHIN FISHERIES HARBOUR
INCOME & EXPENDITURE ACCOUNT FOR THE YEAR ENDED 31.03.2022**

(Amount in ₹)					
Expenditure	Amount 2021-22	Amount 2020-21	Income	Amount 2021-22	Amount 2020-21
Salary & Other Benefits	2,58,67,660	2,70,11,518	Toll Collection	1,08,62,080	57,82,765
Electricity Charges	19,72,542	17,53,487	Electricity Charges	19,07,845	14,87,345
Security Charges	19,17,967	31,64,832	Fish out - handling Charges	61,38,567	33,64,059
Water Charges	14,38,265	12,03,236	Lease Rent on Land	70,22,005	74,70,541
Repairs & Maintenance	13,44,469	15,62,712	Building and Ground Rent	44,75,911	47,98,361
Professional Charges	5,96,890	5,17,705	Misc. Receipts	13,17,596	19,14,505
Printing and Stationary	45,200	58,615	Lease of Slipway	20,89,866	20,48,886
Sundry Expenses	82,329	61,447	Water Charges	9,28,914	7,37,850
Travelling Expenses	34,372	14,383	Licensing and License Fee	9,09,556	4,82,874
Prior Period Expense	-	1,39,479	Fish Landing Charges	7,01,864	4,55,345
Telephone Charges	32,561	50,397	Bank Interest	16,09,294	19,74,366
Advertisement Expenses	2,68,011	-	Enrolment of Fishing Crafts	97,195	90,827
Provision for Retirement Benefits	28,45,443	29,71,267	Net Deficit	-	79,01,354
Net Surplus	16,14,983				
	3,80,60,692	3,85,09,077		3,80,60,692	3,85,09,077

**FINANCIAL ADVISER &
CHIEF ACCOUNTS OFFICER**

SCHEDULE IX

**COCHIN FISHERIES HARBOUR
RECEIPTS & PAYMENTS ACCOUNT FOR THE YEAR ENDED 31.03.2022**

(Amount in ₹)

Receipts	Amount 2021-22	Amount 2020-21	Payments	Amount 2021-22	Amount 2020-21
Opening Cash in Hand	91,655	82,210	Salary & PLR	2,61,82,524	3,12,17,383
Opening Cash at Bank	3,82,82,808	4,76,05,496	Travelling Expenses	42,718	22,501
Enrolment of Fishing Crafts	97,195	90,827	Printing And Stationary	76,100	58,259
Licensing and License Fee	4,96,093	4,82,874	Advertisement charges	2,68,011	-
Lease Rent On Land & others	1,01,70,636	1,03,23,054	Repairs & Maintenance	8,25,822	15,62,712
Building And Ground Rent	48,64,060	38,10,885	Refund Of SD / Ground Rent	6,16,818	3,46,160
Fish Landing Charges	7,01,864	4,55,345	Telephone Charges	33,503	50,540
Fish Out - Handling Charges	61,38,567	33,64,059	Electricity Charges	19,72,542	17,53,487
Electricity Charges	20,24,420	13,05,551	Water Charges	14,38,265	12,03,236
Toll Collection	1,41,18,176	57,82,765	Cheque Charges	12,806	10,182
Misc. Deposit / Security	1,83,603	3,39,946	Sundry Expenses	62,689	51,389
Misc. Receipts	12,86,160	19,13,068	Professional Charges	6,05,890	6,06,205
Bank Interest	15,89,403	30,97,763	Security Charges	16,44,326	29,17,080
Tds Liability	1,09,261	1,38,067	TDS Liability Paid	1,12,851	1,70,486
Water Charges	9,55,264	5,95,413	Deposit-Service Tax Appeal	74,901	-
GST Collection	30,78,231	48,90,437	Prior Period Expenses	-	50,872
			GST Paid	59,99,302	58,82,804
			Closing Cash Balance	10,000	91,655
			Closing Bank Balance	4,42,08,328	3,82,82,808
	8,41,87,396	8,42,77,760		8,41,87,396	8,42,77,760

**FINANCIAL ADVISER &
CHIEF ACCOUNTS OFFICER**

Part I – Significant Accounting Policies

1. Income and expenditure are accounted based on mercantile system of accounting.
2. While accounting income, the principle of conservatism has been followed.
3. Fixed assets and inventory are accounted on historical cost method.
4. Depreciation is provided in the accounts on straight-line basis, assuming the value of the asset at the end of life span as Rs. 1/-. Life span of the asset is fixed based on the guidelines issued by the Govt. of India from time to time. Depreciation is charged proportionately from the date of capitalization.
5. Long term investments are valued at cost. Current investments are valued at cost or fair-value whichever is less.
6. Upfront payment received on lease of land is spread over equally to the period of lease.
7. Premium on lease of land is treated as the income in the year of receipt under Finance and Miscellaneous Income.
8. Prior period items, i.e., income or expense which arise in the current financial year as a result of errors or omissions in the preparation of financial statements or due to revision of bills or claims of one or more prior periods are included under Finance & Miscellaneous Income or Finance & Miscellaneous Expenditure.
9. Income received out of investments from various funds is credited to the respective funds.
10. Contingent liabilities are disclosed in the "Other Notes" to accounts.
11. Grant in Aid received related to specific fixed assets are presented in the Balance Sheet by showing the grant as a deduction from the gross value of the assets concerned in arriving at their book value.
12. Revenue on Cargo and Vessel Related Services are recognized on completion of service. Revenue from estate is recognized on time basis.

13. Export incentive is recognized when there is a reasonable assurance that the conditions are met and incentive will be received.
14. All new works or additions/alterations to the existing works or all new plant or equipment or craft or replacement thereof costing not more than Rs. 1 lakh or life not exceeding five years are charged to revenue as New Minor Works.
15. Accounting treatment of building taken over from lessor shall be as follows:

CASE I: When Building is taken over from a lessee with or without any cost and subsequently given on rental with or without lease or used for own use, such building will be capitalized in the books of accounts at Rs. 1 or at applicable agreeable/depreciated cost as on the date of taking over.

CASE II: When Building is taken over from a lessee (the possession of which with Cochin Port is transitory in nature) and is to be given on lease along with land to the new lessee with the cost of the building, then the amount received from new lessee will be given to old lessee after adjusting the dues if any to the Port. In this case Building/Asset will not be capitalized in the books of accounts but the details of taken over building not yet leased out at year end will be disclosed in the Notes on Accounts forming part of annual accounts.

In the situation where the building is transferred at zero value by the old lessee to Port but the new lessee has paid the value of building after auction, such paid value will be treated as the Finance & Miscellaneous income of the Port.

Part II - Other Notes

16. Figures of Balance Sheet, P & L Account & Schedules have been regrouped where ever necessary consequent on changes in the items during the year.

17. Performance of the Port

Cochin Port Authority handled 34.55 MMT of cargo during 2021-22 against 31.50 MMT during 2020-21.

During 2021-22, number of vessels cleared from the Port is 1509 against 1475 vessels during 2020-21. Port handled 7,35,577 TEUs of containers in 2021-22 as against 6,89,697 TEUs in 2020-21.

18. Grant in Aid:

- a) The Grant in Aid received by the Port from various Ministries are parked as fixed Deposits with Nationalised banks and encashed based

on the requirement. The interest received from such investments is credited to the respective Grants. During 2021-22, interest received from various grants is Rs.0.30 crore. Interest amounting to Rs.0.55 crore (including interest of previous years) was repaid to the Ministry of Tourism during 2021-22.

- b) Status of Grant as on 31.03.2022 is as follows:

Particulars	Amount (Rs. in Crore)
Balance of Grant as on 01.04.2021 (net of grant receivable from Ministry)	16.96
Add: Grant received during the year for various Projects	27.14
Add: Interest earned during 2021-22	0.30
Less Expenditure adjusted during 2021-22	7.33
Less Interest repaid to Ministry of Tourism	0.55
Balance Grant as on 31.03.2022	36.52

19. Loans availed from Government of India

The final liability of GOI loan as on 31.03.2016 as approved by Cabinet Committee on Economic Affairs (CCEA) amounts to Rs.558.53 crore. As committed, Port paid the first and second installments of Rs.55.85 crore each in March 2019 & March 2020.

Due to Covid-19 Pandemic and resultant decline in the traffic and financial condition of the Port, a proposal has been submitted to the Ministry seeking moratorium of 3 years for the repayment of Government of India Loan i.e from 2020-21 to 2022-23. As per the proposal, third instalment will

be due in 2023-24. Necessary clarifications have been submitted to the observations of Cabinet Secretariat, Niti Ayog, Ministry of Finance and Prime Minister's Office in this connection and awaiting for the approval.

20. Capitalisation:

Assets worth Rs.3.75 crore have been capitalized during the year 2021-22. Capital Work In Progress as on 31.03.2022 amounts to Rs.8.04 crore.

21. Capital Expenditure:

Capital Expenditure during the year 2021-22 are as follows:

Sl. No.	Particulars	Amount (Rs. in Crore)
1	Out of Government Budgetary Support (GBS)	0.00
2	Out of Internal & Extra Budgetary Resources (IEBR)	
	a) Internal Resources	3.14
	b) Grant from various Ministries	9.08
	c) Other Agencies	2.93
	Total Capital Expenditure	15.15

22. Provisions:

Out of the wage revision provision of Rs.8.56 crore as on 31.03.2021, Rs.6.10 crore were disbursed during the year 2021-22 towards the balance arrears of Class I&II officers. Excess provision amounting to Rs.2.46 crore was written back as Prior period income during 2021-22.

Wage Revision of Class III& IV falls due in January 2022. Provision to the tune of Rs.2.27 crore has been created for the same for the period January 2022 to March 2022.

23. Corporate Social Responsibility

As per the CSR Guidelines of Ministry of Shipping, Ports & Waterway, an amount of Rs.21,60,164 has been provided for CSR. (3% of profit of Rs.7,20,05,457 during 2020-21). CSR liability as on 31.03.2022 amounts to Rs 73,31,739

24. Service Tax

Central Excise Authorities had issued total 25 Show Cause Notices demanding a total of Rs.70.17 crore for the non collection of service tax on services provided in Estate Rentals, Rent on Jetties, License fee, Upfront payment, Royalty from M/s. IGTPPL and excess utilization of Cenvat credit, ineligible Cenvat Credit, CISF proportionate charges for security services, legal charges, non payment of Service Tax on MPSO invoices, liquidated damages. Based on legal opinion, Port Authority has filed appeal and all matters are under sub-judice before appropriate Authority/Tribunal/High Court of Kerala.

25. Income Tax

- a) Income Tax Assessments are completed till AY 2018-19.
- b) During the year 2021-22, Income tax refund (including interest) to the tune of Rs.14.05 crore were received for AY 2020-21.
- c) Rectification petition filed by the Port for AY 2007-08 to consider excess application of income of the earlier Assessment Years as per the Order of Hon'ble ITAT is pending with Jurisdictional Assessing Officer.

26. Deferred Tax

In terms of the Accounting Standard on accounting for taxes on Income AS- 22, Deferred Tax Asset (net) has not been recognized in the accounts in the absence of virtual/reasonable certainty of future taxable profits.

27. Arbitration and legal proceedings

- a) M/s IGTPPL had filed claim before the Arbitral Tribunal to the tune of Rs.300 Crore against which port had filed counter claim amounting to Rs.1070.71 Crore which comprises of claims raised in connection with capital and maintenance dredging work, loss due to concession on Vessel related charges, loss of revenue share on account of under utilization of facilities, cost of deployment of CISF at ICTT, reimbursement of leave salary and gratuity contribution in respect of port employees deputed to IGTPPL from 01.04.2005 to 28.02.2011. The Arbitral Tribunal passed Award on 12.05.2017. The issue in respect of date of commencement of Licence period was awarded in IGTPPL's favour. In respect of the issue of cost of CISF deployment at ICTT and reimbursement of leave salary, pension and gratuity contribution, the tribunal stated that IGTPPL has to bear the cost but did not specify the amount to be paid. The Arbitral Tribunal in the order stated that the parties have to sort out what amount are payable by the claimant and sort it out between themselves. Based on the Expert opinion of Attorney General of India, Cochin Port filed petition against the Award dated 12.05.2017 passed by the Arbitral Tribunal in the District Court, Ernakulam on 16.08.2017. OP (Arb) No.866 of 2017 challenging the Arbitral Award dated 12.05.2017 is pending.
- b) M/s. Jaisu Shipping Co. Pvt. Ltd., who executed the Contract of „Dredging for maintenance of channels at Cochin Port for the year 2007-08 invoked the Arbitration Clause in the Agreement and claimed Rs.3.51 crore. The Arbitral Tribunal in the Arbitration Award passed on 15.05.2013 directed Cochin Port to pay an amount of Rs.0.87 Crore to M/s. Jaisu Shipping Company along with interest @ 9% per annum from the

date of the claim (19.04.2012) till the date of Award and thereafter at the same rate till the payment is made. Aggrieved on the Award, Cochin Port has challenged the Arbitration Award dated 15.05.2013 under Section 34 of the Arbitration and Conciliation Act 1996 before the Hon'ble District Court, Ernakulam. The Hon'ble District Court dismissed the O.P (Arb.) No.512/2013 vide order dated 31.01.2020 which is received by the Port on 29.02.2020. Port had sought Legal Opinion from the LA, M/s. Joseph & Kurian on 03.03.2020, regarding the scope of filing an appeal against this Order. Based on the opinion of the Legal Advisors that there is no scope for filing any further appeal under Section 37 of the Act, it was approved by Chairman, for closing the case and also for adjusting the amount payable to M/s. Jaisu Shipping Company Pvt. Ltd., Kandla i.e. Rs.87 lakhs with 9% interest per annum w.e.f 19.04.2012 till payment is made, on account of the subject matter, from the amount due to Port from M/s. Jaisu Shipping Company Pvt. Ltd., Kandla under the Judgment and decree in O.S.No.175/2011 as explained below.

Litigation in respect of sponsorship fee due from M/s. Jaisu Shipping Co. Pvt. Ltd. amounting to Rs.2.98 Crore along with interest @12% p.a for Volvo Ocean Race has been awarded in favour of Cochin Port on 26.09.2013. As per the legal Opinion obtained by the Port, Cochin Port can file execution petition for recovery of the amount within 12 years from the date of decree. However, for this the assets owned by M/s Jaisu Shipping Co. Pvt. Ltd. which are having no encumbrance to be attached are to be identified and other civil procedure are to be complied with.

Earlier no assets of M/s. Jaisu Shipping Co. Pvt. Ltd. was found on enquiry for execution of Decree in OS 175/2011. As the Decree in favour of Cochin Port is for substantially higher amount than what was due to M/s. Jaisu, the Legal Advisor M/s. Joseph & Kuriyan Advocates opined to get the same adjusted by firstly issuing

a letter to Jaisu demanding the adjustment and thereafter steps will have to be taken either to file application in Court to record adjustment or for attachment of decree. Later with the approval of competent authority a letter dated 13.04.2021 for adjustment has been issued to M/s. Jaisu Shipping Co. Pvt. Ltd. However, no reply is received.

Execution petition has to be filed by Cochin Port for realizing the balance dues from M/s. Jaisu Shipping Co. Pvt. Ltd. after adjusting the amount payable to them. For this purpose, assets has to be identified. Though Cochin Port attempted to identify assets of M/s. Jaisu Shipping Company Pvt. Ltd., by requesting information from other places, only Gujarat Maritime Board has replied stating 4 barges of M/s. Jaisu Dredging and Shipping Ltd. as registered with them. The matter was discussed with the LA, M/s. Joseph & Kuriyan. He informed that as the same being different company, attaching would be difficult. However, in order to attempt attachment by lifting of corporate veil, the Counsel has asked us to try to identify location of the said firm. Accordingly, a letter dated 07.03.2022 sent to Gujarat Maritime Board requesting to provide location of the barges. Awaiting reply.

- c) The contract for Capital Dredging of approach channel and ICTT berth basin for providing depth as required for 14.50 meter draft container vessels and maintenance dredging of Cochin Port during the period from 01.09.2008 to 31.12.2010 under the Agreement No.52 of 2008-09 was entrusted to M/s. Jaisu Shipping Co. Pvt. Ltd. who failed to provide the deliverables for which the payments has been withheld by the Port. The Bank Guarantee of Rs. 19.25 Crore submitted by M/s. Jaisu Shipping Co. Pvt. Ltd. was encashed during 2011-12. The party then invoked the Arbitration clause in the Agreement.

As per the direction of the Hon'ble High Court of Kerala, Jaisu Shipping Co. Pvt. Ltd. has filed amended claim statement before the

reconstituted Arbitral Tribunal worth Rs.795 Crore incorporating all the additional claims filed by them and Cochin Port has filed the Statement of defence. M/s. Jaisu Shipping Co. Pvt. Ltd., has also claimed payment of final bill for the work already done, release and return of security deposit, retention amount and encashed Performance Guarantee. Port has filed counter claim amounting to Rs.322 crore. The arguments of the claimant were heard by the Arbitral Tribunal. As Jaisu Shipping Co. Pvt. Ltd. defaulted the Arbitrator's fees for several sittings, the proceeding of claims submitted by them was terminated by the Arbitral Tribunal and only Counter Claims of Cochin Port will be heard hereafter. The last sitting of the Arbitral Tribunal was held on 14.03.2020. The Claimant's Counsel withdrew his Vakalath. As per the direction of the Arbitral Tribunal, Respondent's Legal Counsel gave notice to the Claimant specifying next hearing date as 03.04.2020 to appear personally or through new Counsel. But, the sitting scheduled on 03.04.2020 was postponed due to COVID-19 Pandemic without specifying next date of sitting. Meanwhile, the Presiding Arbitrator was deceased on 05.10.2020. The Arbitral Tribunal has not yet been re-constituted.

The bill for February 2011 and March 2011 for Rs.3.69 Crore towards Maintenance Dredging was not processed for payment as necessary supporting documents were not submitted.

- d) A suit was filed by M/s. Jakhau Salt Company Pvt. Ltd. for the loss of cargo due to collapse of Mattancherry Wharf for Rs.1.47 crore which was decreed against the Port. Port filed appeal before the Honorable High Court of Kerala, which is still pending.
- e) Installation & Commissioning of 110 KV sub-station and connected works at Cochin Port was given to M/s. Siemens Ltd., Chennai as on 16.03.2007 and the work was to complete in a period of 12 months as per agreement with M/s. Siemens Ltd. Since there was a delay of

9 months in completing the work, liquidated damages of Rs.1.76 crore as per the agreement was deducted while making the final payment. Arbitration award was against the Port and

hence the Port appealed against the award before the Honorable District Court, Ernakulam. Hearing is going on. The last hearing was posted before the court on 29.03.2022 and was adjourned to 19.05.2022 for hearing.

- f) Cochin Port had entered into a contract with M/s.Tebma Shipyards Ltd., Chennai, for construction and delivery of two nos. 45 Tons Bollard Pull Tugs. Since the delivery of Tugs was delayed, Cochin Port had recovered Liquidated Damages of Rs.8.09 Crore from the contractor. They raised objection to Cochin Ports above decision and the matter was referred for Arbitration. Arbitral Tribunal has passed an award on 10.09.2013 rejecting the claim of the Contractor and Cochin Port's counter claim for retaining the sum of Rs.8.09 crore was upheld. Subsequently, M/s. Tebma Shipyards Ltd., has filed an appeal on 21.12.2013 before Honorable District Court, Ernakulam seeking to set aside the award and to direct Cochin Port to release the Liquidated Damages of Rs.8.09 Crore with interest. Cochin Port filed objections to the statement of facts submitted by M/s. Tebma Shipyards Ltd. Proceedings of the Court are in progress. Last hearing was posted on 14.08.2020. However, Ports LA informed that according to the new Commercial Court notification, the above matter is transferred to the Principal Sub-Court, Ernakulam. The hearing was last posted on 30.03.2022 but adjourned to 24.06.2022.
- g) Port had filed a civil suit on 28.03.2014 against M/s. Tebma Shipyards Ltd., before the Hon'ble Sub Court at Kochi to recover an amount of Rs.1.05 Crore with interest at the rate of 15%, which was incurred by Cochin Port to rectify the manufacturing defects noticed on the Tugs supplied by M/s. Tebma Shipyards Ltd. They have submitted an affidavit dated 06.02.2015

before Hon'ble Sub Court, Kochi praying to direct the Cochin Port to refer the dispute for arbitration as stipulated in terms of Clause 45.0 of Agreement Dated 05.10.2006. The Court had directed to refer the matter for arbitration and both the parties have appointed arbitrators. However, the Arbitrator nominated by M/s. Tebma Shipyards Ltd., informed M/s. Tebma Shipyards that he is not in a position to act as Arbitrator in the above dispute. In the meantime, M/s. Cochin Shipyard Limited has taken over Tebma Shipyards as their wholly owned subsidiary. The matter is being examined to take up the matter with M/s. CSL.

- h) Cases were pending with the Supreme Court of India against various Customers, in connection with the Judgement of Hon'ble High Court of Kerala towards refund of excess ground rent collected beyond 75 days (approximately Rs. 1.58 crore).

The Hon'ble Supreme Court of India in its judgment dated 05.08.2020 on Civil Appeal No.2525 of 2018, has ordered the Appellant (Cochin Port) to re- compute the liability of the Steamer Agents, and return the balance amount to the parties concerned within two months from the date of receipt of the copy of the impugned judgment.

As per the judgment of the Hon'ble Supreme Court of India, Cochin Port has proceeded with the process of compliance of the order. Vide letter No. A6/SLPs/2012/2017/T dt: 19.07.2021 requested all the parties to submit documents evidencing the payment made in this regard along with details of container. However, only one agent, M/s. Marine container services (I) Pvt. Ltd. has submitted the documents and Cochin Port has refunded Rs.2,36,360/- on 15.09.2021 to this company.

The other parties to this case have not yet submitted any documents and the efforts of the Port to locate address of other parties were futile. The matter to be taken up with LA.

- i) Land Acquisition cases related to the Project

Providing Direct Road Connectivity to the SEZ area at Puthuvypeen, Cochin Port advanced an amount of Rs.1.07 Crore as deposit in Sub Court, Kochi towards 50% of the Decree Debt for the conditional stay in the execution petition moved by the evictees/claimants. The remittance of the remaining amount is subject to the final verdict. The co-developers in Puthuvypeen SEZ viz. PLL, BPCL-KR & IOCL were requested to reimburse their share towards the 50% amount advanced by Cochin Port and all the three co-developers have reimbursed their share of Rs 26.97 lakhs each.

- j) M/s. Lots Shipping Ltd. invoked the Arbitration against Cochin Port with respect to operation of Ro-Ro/Lo-Lo Barge Service between W/ Island & Bolghatty, claiming Rs.14.346 crore towards losses on account of low average daily volumes than the projected volumes in the tender, charter cost/day, maintenance costs of staff, taxes & levies paid, cost of frequent repair and loss of profit. Based on the default/ dues on the part of M/s. Lots Shipping Ltd. as per contract conditions, Cochin Port raised a Counter Claim of Rs.15.905 crore towards business loss, non-payment of Terminal Usage charges, parking charges, damages claim etc. As per the Arbitration Award dated 26.09.2019, M/s. Lots Shipping (Claimant) is given an award to realize

an amount of Rs.57,99,411 from Cochin Port (Respondent) with 9% interest from the date of the award till realization. All the Counter claims put forward by Cochin Port are disallowed. Cochin Port challenged the award and filed Application under Section 34 of Arbitration & Conciliation Act in the Dist. Court, Ernakulam. Arbitration (O.P.) No. 5 of 2020 filed in this regard is pending.

Mean time, M/s. Lots Shipping submitted an offer in July 2021 for waiver of 50% of the awarded amount, if Cochin Port is ready to make a lump sum payment of Rs.32,75,793 (i.e., 50% of Rs.57,99,411 + 9% interest on 50%

of Rs.57,99,411 upto and including 05.03.2021) on or before 31.07.2021.

IWAI's concurrence was sought regarding accepting the offer of M/s. Lots Shipping. IWAI's concurrence is awaited.

- k) Cochin Port had given work order for "Supply, erection, testing and commissioning of 3 nos. 20 metre High Mast lighting system at the Cochin Fisheries Harbour" to M/s. Ambligola Exporters, Bangalore at a total contract value of Rs.16,77,000 on 02.07.2012 with a completion period of 3 months. But there was a delay of five months in completing the work by the contractor. From the final bill submitted by the firm an amount of Rs.5,02,278 was deducted, which includes the three amounts of Rs.1,59,825, Rs.3,40,578 and Rs.1,875 towards LD, reinstating charges of the cable trenches and filling the foundation pit using JCB respectively. M/s Ambligola Exporters, filed a case before the Hon'ble Munsiff Court, Kochi against Cochin Port. The judgement of the Court went in favour of the Plaintiff M/s. Ambligola Exporters, directing Cochin Port to pay Rs.5,16,708 to M/s. Ambligola Exporters with interest @6% per annum. An appeal was filed before the Hon'ble District Court against the judgment passed by the Hon'ble Munsiff Court on 15.03.2019. The last hearing was conducted on 21.01.2021. The case is posted on 02.06.2021 for submitting the records of Lower Court.

As 42/2019 filed by Cochin Port against A. Prabhakar Shetty (Proprietor of M/s. Ambligola Exporters, Bangalore) before Dist. Court, Ernakulam came before the court on 25.03.2022 and Court adjourned the case to 21.05.2022 for hearing.

- l) The work of "Providing 200mm Ductile Iron pumping line from UG tanks at Halt area at various locations in Willington Island and Road rectification thereof was awarded to M/s. East India Engineers on 12.05.2015 with work Order value of Rs.1.91 crore. The contractor

completed the pipelaying work

except at the 3 railway crossing due to pending approval from Railway Authorities but the Road rectification work was not completed. The contractor raised certain issues regarding release of retention money, modified rates for executing road rectification work etc and appointed Sole arbitrator for the subject work. As per the final order issued by the Sole Arbitrator, the contractor is eligible for claims of Rs.74.59 lakhs and port is eligible for claims of Rs.18.48 lakhs. Port has challenged the Order before Hon'ble District Court. On the hearing on 23.12.2021 the Hon'ble Judge, Commercial Court Principle Sub Judge, Ernakulam issued an Order dismissing Cochin Port Authorities Petition with the cost of the respondents.

As approved by the Chairperson Arbitration appeal has been filed before the Honourable High Court of Kerala against the order dated 23.12.2021 in O.P Arbitration No.70/2020 of the Commercial court (Principle Sub Judge), Ernakulam upholding the award dated 26.03.2018 of the Learned Sole Arbitrator.

Arb Appeal No. 9/2022 filed by Cochin Port against East India Engineers was posted before the Division Bench on 07.04.2022 and the court admitted the appeal and issued notice to the respondent.

- m) The work of "Dredging for maintenance of channels and basins at Cochin Port for the year 2017-18" was awarded to M/s. DCIL through open tender for an amount of Rs.88.511 crore. The contract consists of two parts viz., (i). Part-A- Lumpsum basis - Rs.75.041 crore and (ii) Part-B - Need/Quantity Basis - Rs.13.47 crore. As per the contract conditions, the contractor has to maintain the entire channel coming under the lumpsum part of the contract to a depth of (-) 15.90m throughout the contract period.

It was reported by DCI that as per the pre dredge survey, there was a back log quantity of around 8 Million Cu.m is to be removed for

achieving the depth of (-) 15.90m and the time period given for making full depth from the date of commencement of work is 2 months. DCI has requested to allow them to maintain the channels and basins, as handed over to them till completion to the contract without any penalty. As DCI's claims are not in line with the agreement conditions, Cochin Port has not acceded to the same.

Considering the higher ruling shortfall in depth in the channels coming under the lumpsum part of the contract after the allowable period of 2 months, the Board of Trustees vide resolution No. 127 (Agenda Item No.B4) resolved to approve, (a) continuing the ongoing contract with M/s. DCI, based on the pre-dredge survey taken as on 19.02.2018, in view of settling the disputes through AMRCD as detailed in Agenda Item No.B4; and b) releasing payment against the monthly bills of DCI since May 2018 for the work done, till the disputes are resolved through the AMRCD as: (i) @ 75% against the gross bill amount under Part A - Lumpsum basis; (ii) full payment for work done under Part B - Need /Quantity basis; (iii) to recover the charges towards the services availed by DCI for execution of the contract and other recoveries as per the agreement conditions, except the recovery towards non performance due to shortfall in depth and width; and (iv) to effect the fuel price variation payments based on the payment made as above, as recommended by Dredging Committee. Accordingly, payments towards the bills raised by DCI for the period from May 2018 onwards were released to DCI.

As per Ministry's directions during its Empowered Committee meeting held on 11.10.2019, with the approval of the Board vide Reso.No.197 dated 20.02.2020, Prof.R.Sundaravadivelu, Dept of Ocean Engineering, IIT Madras has been appointed as Conciliator for resolving the disputes in connection with the subject work, vide Cochin Port's letter dated 06.03.2020. As per the award dt 20.06.2020 issued by the Conciliator, it was recommended

that out of the 25% of the bill amount that was withheld, Cochin Port may retain 10% as well as the security deposit and to release 15% of the bill amount to DCI. Accordingly, duly taking approval of the Board [Reso. No.50 (Agenda Item No.B2) dated 28.08.2020] and obtaining DCI's undertaking that the release of Rs.11.95 crore plus GST (total amount Rs. 14.09 crore) is full and final settlement towards the subject contract as per the Conciliator's order and DCI shall not make any further claims on the subject contract in any forum, 15% amount of PART A bill amount [excluding for March and April 2018] plus GST had been released i.e. Rs. 14.09 crore to DCIL.

Subsequently, DCIL vide letter dated 22.01.2021 and 23.10.2021 claimed to release the SD amount of Rs.5.59 Crore withheld. However, Cochin Port has not agreed to their request and duly taking the advice of Ports LA M/s. Menon & Pai, Cochin Port vide letter 25.11.2021 informed DCIL that in view of DCILs unconditional undertaking dated 16.09.2020 stating that the said payment is the full and final settlement towards the subject contract as per the recommendations of the Conciliator and that DCIL shall not make any further claims on the subject contract in any other forum, DCIL is not entitled to reopen the settlement by raising legally untenable contentions and hence, Cochin Port is unable to accede to the DCILs claim for refunding the security deposit.

- n) The Contract for the Deposit work of IOCL, "Construction of Multi-User Liquid Terminal at Puthuvypen, Cochin Port on Engineering, Procurement & Construction Contract basis – Part: A Scope of work under MULT Jetty under Agreement No. 16 of 2015-16 & Supplementary Agreement to the Agreement No. 16 of 2015-16 was entrusted with M/s. RKEC Projects Private Limited, who could not complete the work within the eligible extended Contract Period. So, recovered Liquidated Damages. They invoked Arbitration on 27.04.2019 claiming, refund of Liquidated Damages recovered, hire charges of

equipment, additional charges for labour, Bank Guarantee, price escalation, loss of business during the extended period, bonus, additional payment for variations etc. amounting to Rs.84.76 crore. Counter Claims filed by Cochin Port and IOCL amounts to Rs.31.06 crore and Rs.43.98 crore respectively. The Arbitration proceeding are in progress.

- o) The Contract for the work, "Construction of Multi-User Liquid Terminal at Puthuvypeen, Cochin Port on Engineering, Procurement & Construction Contract basis – Part: B Scope of work under Barge Jetty (Agreement No. 17 of 2015-16 & Supplementary Agreement to the Agreement No. 17 of 2015-16)" was entrusted with M/s. RKEC Projects Private Limited, who could not complete the work within the eligible extended Contract Period. So, recovered Liquidated Damages. They invoked Arbitration claiming, refund of Liquidated Damages recovered, hire charges of equipment, additional charges for labour, Bank Guarantee, price escalation, loss of business during the extended period, bonus, additional payment for variations etc. amounting to Rs.17.26 crore. Counter claims filed by Cochin Port amounts to Rs.12.57 crore Arbitration proceedings are in progress.
- p) M/s. GPT Geo (JV), the Contractors for the work of "Construction of Flyover and ROB including modifications to GIDA Bridge No. 2 at Vallarpadam" invoked arbitration on 03.10.2018 , claiming an amount of Rs.11.74 crore towards compensation for their various charges on account of delay in completion of work. The above claims were rejected by Chief Engineer on 02.11.2018 and the contractors appeal dated 16.11.2018 was also rejected by the chairman on 15.12.2018. Contractors vide letter dated 01.01.2019, requested to appoint a sole Arbitrator from the list of 3 Arbitrators submitted by them, invoking clause 25 of the GCC. This was rejected by Cochin Port on 22.01.2019, based on opinion of Ports LA M/s Menon & Pai. Contractors filed Arbitration Request at the

Hon'ble High Court of Kerala on 11.04.2019.

Honble High Court of Kerala, vide Judgment dated 03.09.2021 appointed Sri. P. Bhavadasan (Former Judge of High Court of Kerala) as Arbitrator. The contractors claimed an amount of Rs. 11.56 crores before the Arbitration Tribunal.

Cochin Port Board held on 20.02.2020 noted the reference of disputes between M/s GPT Geo JV and Cochin Port to the sole Arbitrator Sri. P Bhavadasan and approved to meet the Arbitration expenses from the remaining fund of the projects available with Cochin Port for the subject work; and authorized the Chief Engineer to do all act necessary in connection with the Arbitration Proceedings.

The first sitting of the Arbitral Tribunal was held on 18.02.2020 and finalized milestone dates. Cochin Port filed the Defense Statements and Counterclaims for Rs.11.05 crore on 11.09.2020. Further sittings of the Arbitration Tribunal were held on 18.03.2020, 22.06.2020, 26.06.2020, 26.06.2020, 14.08.2020, 14.10.2020, 16.11.2020, 17.12.2020, 14.01.2021, 15.03.2021, 20.03.2021 & 29.03.2021, in which the oral hearing of Claimant's part held on 15.03.2021, 29.03.2021, 02.08.2021, 05.08.2021, 06.08.2021, 25.08.2021, 26.08.2021, 31.08.2021, 02.09.2021 and 06.09.2021. Oral hearing of Respondent's part held on 08.09.2021 and 14.09.2021"

Subsequent to the petition filed by the contractors claiming 2 more additional claims in respect of post contract rectification works and delay in refund of retention money, the Hon'ble High Court of Kerala vide Judgment dated 27.09.2021 directed the contractors to approach before the present Arbitrator Retd. Justice P Bhavadasan for considering their claims. Accordingly, they filed the petition before the Arbitration Tribunal and Cochin Port filed Defense statement and additional statements on 21.01.2022. The hearing before the Tribunal is in progress. Next hearing is rescheduled on

05.04.2022.

- q) The Contract for the work, 'Construction of Jetty and Allied Facilities for Govt. of India at Cochin Port' entrusted with M/s. Marymatha Infrastructure Pvt. Ltd. (Formerly M/s. Marymatha Construction Company) was completed on 14.05.2020. On submitting „No Claim Certificate' by them, final bill was also released in May 2020. Subsequently, on 10.09.2020, referring to few letters submitted during execution of work requested Chief Engineer to settle their claims but same was not considered citing that by issuance of 'no-claim certificate' all claims in respect of the subject work ceased to exist. Then Appeal was filed before the Chairman with more claims, which was also rejected. Consequent to that they approached Hon'ble High Court of Kerala and the Court vide Judgment dated 23.11.2021 in AR 8/2021, appointed the Hon'ble Chief Justice (Retd.) Pius C.Kuriakose as the Sole Arbitrator. They have filed Claims amounting to Rs.16.92 Crore including interest.
- r) M/s IGTPPL has also received the scrip for 2015-16, 2016-17 and 2017-18 for Rs.6.77 Crore, Rs.6.40 Crore and Rs.8.48 Crore respectively. Based on the observations made by C&AG and the Revenue Auditors that IGTPPL has not paid revenue share on sale of SEIS Scrips, the Port sought legal opinion from our legal advisors and Additional Solicitor General and raised demand on IGTPPL. However, IGTPPL informed the Port that Royalty is not payable on SEIS scrips.

As per Article 15.1 of the License agreement, a meeting was conducted on 02.09.2019 to resolve the issue and difference of opinions amicably. However, it was in vain. Hence decided mutually to invoke Article 15.2 of the License agreement to take Assistance of Expert to resolve the issue. Accordingly, Hon'ble Justice (Retd) S.SiriJagan has been mutually appointed as an external expert by Cochin Port and IGTPPL. The External Expert Justice (Retd.) S.SiriJagan has furnished a detailed opinion

and concluded that "the revenue generated by the IGTPPL from transfer of SEIS Duty Credit Scrip to third parties would constitute "Gross Revenue", as defined in the Licence Agreement and the IGTPPL is contractually bound to share 33.3% of the same also with Cochin Port, in accordance with Article 5.2 of the Licence Agreement between the parties." However, IGTPPL informed that the opinion furnished by Justice (Retd.) S Siri Jagan is not acceptable to them.

Since Article 15.1 „Amicable Settlement' and Article 15.2 „Assistance of Expert' of the Dispute Resolution in the Licence Agreement with IGTPPL has been acted upon and have not yielded any results, Port has invoked the Arbitration Clause as per Article 15.3 of the Licence Agreement. The final hearings of the Arbitral Tribunal are fixed on 7th & 8th July, 2022.

28. Retirement Benefits:

- Based on the data of 31.03.2022, the actuarial valuation of liability made by LIC is Rs.3,031.33 Crore. The pension liability for the pensioners and existing employees is Rs.2,118.41 crore and Rs.789.00 crore respectively totaling Rs.2,907.41 Crore and Gratuity liability for existing employees is approximately Rs.123.92 Crore. Against this, Cochin Port is having investment of Rs.664.17 Crore and Rs.11.24 Crore in Pension and Gratuity Fund respectively as on 31.03.2022.
- Contribution of Rs.353.91 crore to Pension Fund Trust includes Pension disbursement for the year amounting to Rs.237.56 crore. (including Pension arrear of Rs.7.05 crore and commutation arrear of Rs.5.82 crore)
- During the Board Meeting of Cochin Port held on 22.08.2015 it was decided to transfer the premium received on leasing of land in full to Pension Fund Trust considering the deteriorating position of the Pension Fund. The net investment of Rs.116.35 crore made with LIC during 2021-22 includes Rs.1.84 crore

received as Premium on lease of land.

29. Other Disclosures:

i) Joint Venture with IWAI for RO-RO Operation

RO-RO Terminal has become operational from 25.02.2011. As per the MOU entered between IWAI and Cochin Port on 08.10.2009, the management and operation of RO-RO Terminals at Bolgatty Island and Willingdon Island will be carried out jointly by the port and IWAI by forming a Joint Management Committee (JMC) comprising of representatives of both the parties. As per the MOU, Port shall arrange for collection of terminal charges from the contractor and will prepare Annual Accounts of all transactions relating to the use of the terminals. The administrative expenditure shall be met out from the revenue earned and the net surplus generated will be shared in the ratio of 70% to IWAI and 30% to Cochin Port. A separate Bank Account in the name of JMC was opened to remit the amount received against terminal usage charges from the contractor.

Due to failure in complying with the tender conditions, the Port directed the party, M/s. Lots Shipping to stop the operation with effect from June 2017 .and subsequently the party has invoked arbitration against the Port, the status of which is shown under SL No 27(j) of this Notes.

The audited accounts of JMC as on 31.03.2018 shows accumulated profit amounting to Rs.35.17 Lakhs. 30% of the profit share amounting to Rs.10.55 lakhs attributable to Cochin Port has been recognized as income under “sundry receipts” in the books of Cochin Port during the year 2017-18. 70% share of profit amounting to Rs.24.62 lakhs is attributable to M/s. IWAI which has been shown as due to IWAI in the books of Cochin Port and will be made after the settlement of dispute with M/s. LOTS Shipping Ltd. as detailed above.

ii) Outstanding dues from Pre-1996 lessees.

With respect to Pre – 1996 lessees, port had charged revised lease rent based on TAMP notified rates 2010 in the year 2014. However, lessees filed litigation in the Hon'ble High Court of Kerala through Cochin Port Lease Holders Association and Interim Order was issued on 25.02.2015 to maintain status –quo in the matter. Meanwhile, estate rentals were once again revised vide TAMP Notification No. 304 dated 22.07.2016 and came into effect from 21.08.2016. Based on legal opinion obtained by the port, bills at TAMP notified rate was raised with effect from 21.08.2016 in respect of all lessees including Pre-1996 lessees. However, vide WP(C) No. 12138/2017 (N), Cochin Port Leaseholders Association along with 2 other petitioners (Pre-1996 lessees) filed a petition in the Hon'ble High Court of Kerala. Vide order dated 06.04.2017, interim stay for recovery of enhanced amounts was passed. Hon'ble High Court has vide Judgement dated 04.09.2019 dismissed the WP No.5974/2015 & 29/2015 in favour of Cochin Port. Accordingly Cochin Port raised arrears bills for the differential amount in the lease rent as per TAMP 2010 i.e from 01.10.2014 to 20.08.2016 on Feb 2020. Total arrears as on 31.03.2022 under litigation amounts to Rs.3.43 Cr., out of which Rs.2.12 Cr. pertains to the judgment referred.

iii) License fees on jetties

The Port collects license fees from boat Jetties and piers based on the CoPT (Licensing of Jetties, Slipways and Boat Pens) regulations, 1968 and its amendments in 1996. License fees initially was Rs 1,297 per Jetty per annum which was enhanced to Rs.1,00,000 per Jetty per annum for those who rent out their jetties for tying up Valloms/boats belonging to others. As required u/s 123(n) of the MPT Act, 1963, the amendments were published in the official Gazette on 13.05.2014 and the same was communicated to Jetty owners on 16.06.2014. Jetty owners filed Writ petition in the Hon'ble

High Court of Kerala and interim Order was passed that if the petitioners pay 1/4th of the demand, no action shall be initiated against the petitioners. Out of 287 jetties in use, only 65 owners have paid license fee. Balance is pending on account of litigation. Subsequently Port had reduced the rates and introduced a slab rates ranging between Rs.2,000 to Rs.1,00,000 depending on description of jetty.

These rates have been factored in the general revision in SoR of Port by TAMP in the year 2016 which came into existence on 21.08.2016.

TAMP vide its Notification (22.10.2019) revised SOR for Jetties and notified the license fees at the rates fixed by Cochin Port's Board in 2016. Board passed CoPT (Licensing of Jetties, Piers and slipways) Regulation, 2020 where in it was stipulated that jetty license fee would be as per SoR. The Legal cell of Cochin Port opined that since the WPs challenged the demand notices on the ground that the SOR was not approved by TAMP, fresh demand notice in accordance with Law can be always made. The status of the recovery of Jetty Licence fees is pending due to ongoing numerous litigations filed by the Jetty owners.

iv) Electricity bills of NTB & STB

The Port HT Electricity connection to North and South Tanker Berths was billed under HTII (Non Industrial – Non Commercial) Tariff. Consequent on revision of tariff, KSEB reclassified the tariff from HT II to HT IV (Commercial) w.e.f. 15.05.1999 and KSEB issued revised bill for the period from May 1999- July 2010 and raised demand of arrears. Cochin Port Authority filed a petition before Consumer Grievance Redressal Forum (CGRF) of KSEBL against the demand of arrears and requested to retain the tariff as HT-II. However the CGRF upheld the

decision of KSEBL. Aggrieved on this, Cochin Port preferred an appeal before Hon'ble Electricity Ombudsman and the Ombudsman finally given order that the tariff of Cochin Port at NTB & STB to be retained under HT-II only. The KSEB filed a writ petition against the order of Ombudsman before Hon'ble High court of Kerala. The decision is yet to receive from Hon'ble High court of Kerala. The port is presently paying bill under HT-II tariff.

The differential amount towards disputes is Rs.1.24 crore as on 31.03.2022.

- v) In the case of estate rentals, billing has not been made in those cases for which port has issued resumption notice and eviction is under process.

There are 7 lease cases for which billing has been stopped due to the initiation of Public Property Act/resumption notice issued/litigation

There are 11 license cases for which billing has been stopped due to the initiation of Public Property Act/resumption notice issued/litigation

vi) Duty Credit scrip:

As per the Notification No.29/2015-20 dated 23.09.2021 issued by DGFT, the claim for benefits under SEIS on payment in Indian Rupees is no more available for services rendered from FY 2019-20. However, based on the direction from IPA, Cochin Port had applied for SEIS Duty credit scrip for the year 2019-20 since there was dollar denominated income in Indian Rupees, which was rejected by DGFT.

30. A separate set of accounts of Cochin Fisheries Harbour is annexed at Schedule IX to the accounts.

**FINANCIAL ADVISER &
CHIEF ACCOUNTS OFFICER**
