

# Indian Shipping Statistics 2017



सत्यमेव जयते

**GOVERNMENT OF INDIA  
MINISTRY OF SHIPPING  
TRANSPORT RESEARCH WING  
NEW DELHI**

# Indian Shipping Statistics

2017



**GOVERNMENT OF INDIA  
MINISTRY OF SHIPPING  
TRANSPORT RESEARCH WING  
NEW DELHI**



## P R E F A C E

Transport Research Wing (TRW) in the Ministry of Shipping is the nodal agency for providing information/data on various facets of water borne transport. The present annual issue “Indian Shipping Statistics 2017” gives information on the current status of Indian Shipping Sector as on 31<sup>st</sup> December, 2017 in terms of tonnage by different dimensions like age, size and type.

The present volume begins with an overview of the Performance of Indian Shipping. Besides, it covers growth and total tonnage of Indian Shipping, Overseas Shipping and Coastal Shipping under first three sections. Prices of fuel for Vessels plying on International run and fuel prices at Indian Ports for Vessels plying on Coastal run are also given under sections two and three. The growth and total fleet owned by Shipping Corporation of India and financial position of Indian Shipping Companies is given in next two sections.

The main source agencies for this publication are the Directorate General of Shipping, Shipping Corporation of India, Indian Oil Corporation and different Shipping Companies in the private sector. With the concerted efforts of TRW and co-operation of various source agencies, we have succeeded in bringing out the Publication in March, 2018 covering information up to 31<sup>st</sup> December 2017. I wish to record my deep appreciation for the support and cooperation provided by all who have contributed to improve and complete this issue. This publication is a joint endeavour, with each officer contributing with their knowledge and professional commitment. Suggestions from the users of information are welcome to improve quality and coverage.

Vidya 23/3/2018  
Gopal Krishna

New Delhi  
March 23, 2018

## **Officers & Staff involved in this Publication**

\*\*\*\*\*

**Shri M. M. Hasija**  
Adviser (Statistics)

**Dr. Vinit Kumar**  
Joint Director (Shipping)

**Shri Santosh K. Gupta**  
Deputy Director (Shipping)

**Shri Ashish K. Saini**  
Senior Statistical Officer

**Shri Rahul Sharma**  
Junior Statistical Officer

**Ms. Lissy George**  
Technical Director (NIC)

# INDEX

Tables	Subject	Page No.
	<b>CURRENT STATUS OF SHIPPING SECTOR</b> Selected Indicators of the Economy(2013-14 to 2016-17)	i-viii
	<b>SECTION – 1 : INDIAN SHIPPING</b>	
1.1	Growth of Indian Shipping (1980-2017)	1
1.2	Share of Indian Tonnage –Age wise (1993-2017)	2-4
	<b>Growth of Indian Fleet (1994-2017)</b>	
1.3	By Type of Vessels	5-7
1.4	By Size of Vessels	8
1.5	By Age of Vessels	9
	<b>Indian Fleet as on 31<sup>st</sup> December, 2017</b>	
1.6	By Type and Size of Vessels	10-14
1.7	By Type and Age of Vessels	15-19
1.8	By Age and Size of Vessels	20
1.9	Tonnage: Company-wise	21-35
1.10	Net Addition to Indian Fleet	36-40
1.11	List of Vessels Registered for Indian Trade (As on 31 <sup>st</sup> December, 2017)	41-89
	<b>SECTION – 2: OVERSEAS SHIPPING</b>	
	<b>Growth of Overseas Fleet- (1994-2017)</b>	
2.1	By Type of Vessels	90-91
2.2	By Size of Vessels	92
2.3	By Age of Vessels	93
	<b>Overseas Fleet as on 31<sup>st</sup> December, 2017</b>	
2.4	By Type and Age of Vessels	94-96
2.5	By Type and Size of Vessels	97-99
2.6	By Age and Size of Vessels	100
2.7	Overseas Fleet-By Number of Companies and Vessels Owned (2015-17)	101
2.8	Overseas Fleet-By Number of Companies/Ships and Tonnage Owned (2015-2017)	102
2.9	Indian Shipping Companies Registered for Overseas Trade (As on 31 <sup>st</sup> Dec, 2017)	103-108
2.10	Net Addition to Indian Overseas Fleet (As on 31 <sup>st</sup> Dec, 2017)	109-111
	<b>Prices of Fuel for Vessels Plying on International Run- (2011-2017)</b>	
2.11	Furnace Oil	112
2.12	Light Diesel Oil	113
2.13	High Speed Diesel Oil	114
	<b>SECTION – 3: COASTAL SHIPPING</b>	
	<b>Growth of Coastal Fleet- (1994-2017)</b>	
3.1	By Type of Vessels	115-117
3.2	By Size of Vessels	118
3.3	By Age of Vessels	119
	<b>Coastal Fleet as on 31<sup>st</sup> December, 2017</b>	
3.4	By Type and Size of Vessels	120-124
3.5	By Type and Age of Vessels	125-128
3.6	By Age and Size of Vessels	129
3.7	Coastal Fleet-By Number of Companies and Vessels Owned (2015-2017)	130
3.8	Coastal Fleet-By Number of Companies/Ships and Tonnage Owned (2015-2017)	131

3.9	Indian Shipping Companies Registered for Overseas Trade (As on 31 <sup>st</sup> Dec, 2017)	132-142
3.10	Net Addition to Indian Coastal Fleet (As on 31 <sup>st</sup> Dec, 2017)	143-144
	<b>Bunker Fuel Prices at Indian Ports for Vessels Plying on Coastal Run (2011-2017)</b>	
3.11	Furnace Oil	145
3.12	Light Diesel Oil	146
3.13	High Speed Diesel Oil	147
	<b>SECTION – 4: SHIPPING CORPORATION OF INDIA</b>	
4.1	Growth of Fleet Owned by SCI (1994-2017)	148
	<b>Growth of Fleet Owned by SCI-By Type of Vessels (2010-2017)</b>	
4.2	Total Fleet	149
4.3	Overseas Fleet	150
4.4	Coastal Fleet	151
	<b>Fleet Owned by SCI- By Type and Size of Vessels (As on 31<sup>st</sup> Dec, 2017)</b>	
4.5	Total Fleet	152-153
4.6	Overseas Fleet	154-155
4.7	Coastal Fleet	156
	<b>Fleet Owned by SCI- By Type and Age of Vessels (As on 31<sup>st</sup> December, 2017)</b>	
4.8	Total Fleet	157-158
4.9	Overseas Fleet	159-160
4.10	Coastal Fleet	161
	<b>Fleet Owned By SCI- By Age and Size of Vessels (As on 31<sup>st</sup> Dec, 2017)</b>	
4.11	Total Fleet	162
4.12	Overseas Fleet	163
4.13	Coastal Fleet	164
4.14	Performance Indicators of SCI (2010-11 to 2016-17)	165
4.15	Financial Performance of SCI (2010-11 to 2016-17)	166
	<b>SECTION – 5: FINANCE</b>	
5.1	Source of Finance of Indian Shipping Companies (2015-2017)	167-169
5.2	Profitability of Indian Shipping Companies - By Company (2015-2017)	170-172
5.3	Gross Value of Fleet- By Company/Ship owners (2015-2017)	173-175
	<b>APPENDICES</b>	
	Appendix – I : Definitions & Terminology Used in Shipping	176-179

## ACRONYMS

...	: NOT AVAILABLE
ACID	: ACID CARRIERS
AHTS	: ANCHOR HANDLING TUG SUPPLY VESSEL
BARG	: BARGES
BC	: BULK CARRIERS
CCON	: CELLULAR CONTAINER VESSEL
CHT	: CHEMICAL TANKER
CREW	: CREW BOAT
CS	: CONTAINER SHIP
DRB	: DRY CARGO BULK CARRIER
DRED	: DREDGER
DRY	: DRY CARGO LINER
DWT	: DEAD WEIGHT TONNAGE
ECAR	: ETHYLENE GAS CARRIER
EP	: ELECTRIC PROPULSION
FC	: FLOATING CRANES
GCV	: GENERAL CARGO VESSEL
GRT	: GROSS REGISTERED TONNAGE
HOD	: HOOPER DREDGER
LCAR	: LPG CARRIERS
MT	: MILLION TONNE
MOTO	: MOTOR TENDER
MOTT	: MOTOR TUG

<b>MOTS</b>	<b>: MOTOR SHIP</b>
<b>MSV</b>	<b>: MULTI SERVICE VESSEL</b>
<b>MTK</b>	<b>: MOTOR TANKER</b>
<b>OCS</b>	<b>: OTHER CARGO SHIP</b>
<b>OFF</b>	<b>: OFFSHORE SUPPLY VESSEL</b>
<b>OOBC</b>	<b>: ORE/OIL BULK CARRIERS</b>
<b>PASS</b>	<b>: PASSENGER CUM CARGO</b>
<b>PGER</b>	<b>: PASSENGER SERVICE</b>
<b>PTMB</b>	<b>: PORT TRUSTS &amp; MARITIME BOARDS VESSEL</b>
<b>PSV</b>	<b>: PLATFORM SUPPLY VESSEL</b>
<b>PY</b>	<b>: PLEASURE YACHT</b>
<b>RORO</b>	<b>: ROLL ON-ROLL OF CONTAINER VESSLES</b>
<b>SOFF</b>	<b>: SPECIALISED VESSLES FOR OFFSHORE</b>
<b>SV</b>	<b>: SUPPLY VESSEL</b>
<b>TANC</b>	<b>: OIL TANKER (CRUDE)</b>
<b>TANP</b>	<b>: OIL TANKER (PC)</b>
<b>TCAR</b>	<b>: TIMBER CARRIERS</b>
<b>TUG</b>	<b>: TUG</b>
<b>UTB</b>	<b>: UTILITY BOAT</b>
<b>UTC</b>	<b>: UTILITY CRAFT</b>
<b>UTV</b>	<b>: UTILITY VESSEL</b>
<b>Y</b>	<b>: YACHT</b>

## Selected Indicator

<i>Sl. No.</i>	<i>Item</i>	<b>2013-14</b>	<b>2014-15</b>	<b>2015-16</b>	<b>2016-17</b>
<i>(1)</i>	<i>(2)</i>	<i>(4)</i>	<i>(5)</i>	<i>(6)</i>	<i>(7)</i>
<b>I. General Indicators</b>					Rs. Crore
1	GVA at Basic Prices at current prices	10363153	11504279 #	12566646 \$	13841591 @
	at 2011-12 constant prices	9063649	9712133 #	10503348 \$	11247629 @
2	Exports (at current prices)	1905011 R	1896445	1716378 R	1854096 P
3	Imports (at current prices)	2715434 R	2737087	2490298 R	2566820 P
<b>II. Shipping Indicators</b>					
(As on 31st December)		<b>2014</b>	<b>2015</b>	<b>2016</b>	<b>2017</b>
1	<b>Indian Fleet Profile</b>				Nos. (‘000 GRT)
1.1	Coastal Fleet	846 1218	873 1502	898 1518	928 1469
1.2	Overseas Fleet	358 9090	373 9006	403 9907	443 10883
1.3	Total (Coastal & Overseas)	1204 10308	1246 10508	1301 11425	1371 12352
2	<b>Shipping Corpn. of India Fleet Profile</b>				
2.1	Coastal Fleet	12 97	12 261	12 261	12 261
2.2	Overseas Fleet	65 3218	62 3065	61 3037	63 3103
2.3	Total (Coastal & Overseas)	77 3315	74 3326	73 3298	75 3364

@ : First Revised Estimates

\$ : 2nd Revised Estimates

# : 3rd Revised Estimates

R : Revised Estimates

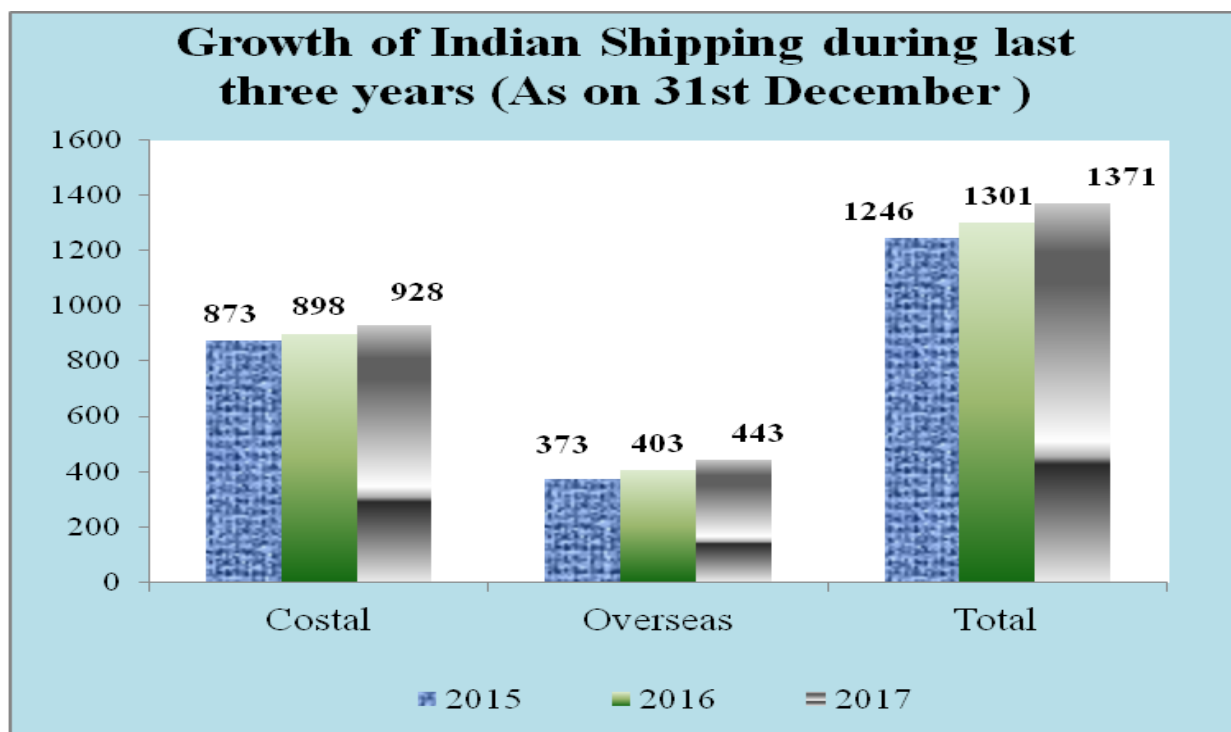
P : Provisional Estimates

Source : Central Statistical Office, Directorate General of Commercial Intelligence & Statistics,  
Directorate General of Shipping & R.B.I

## I: PERFORMANCE OF INDIAN SHIPPING

As on 31<sup>st</sup> December 2017, India had a fleet strength of 1371 vessels with gross registered tonnage (GRT) of 12.35 million, compared with fleet strength of 1301 vessels with 11.43 million GRT at the end of December, 2016. This reflects a net addition of 70 vessels with an increase of 0.92 million GRT.

1.2 Out of the 1371 vessels registered as on 31<sup>st</sup> December, 2017, 928 vessels (68.0%) with 1.47 million GRT were engaged in coastal trade and the remaining 443 vessels (32.0%) with 10.88 million GRT were deployed for overseas trade. Thus the tonnage deployed for overseas trade was 88.1% of Indian GRT in contrast to 11.9% of the tonnage deployed for coastal trade.



1.3 The age profile of Indian merchant shipping vessels (Table 1) indicates that about 40.1% of the fleet was above 20 years of age, 19.9% of the fleet was between 6-10 years, 15.7% of the

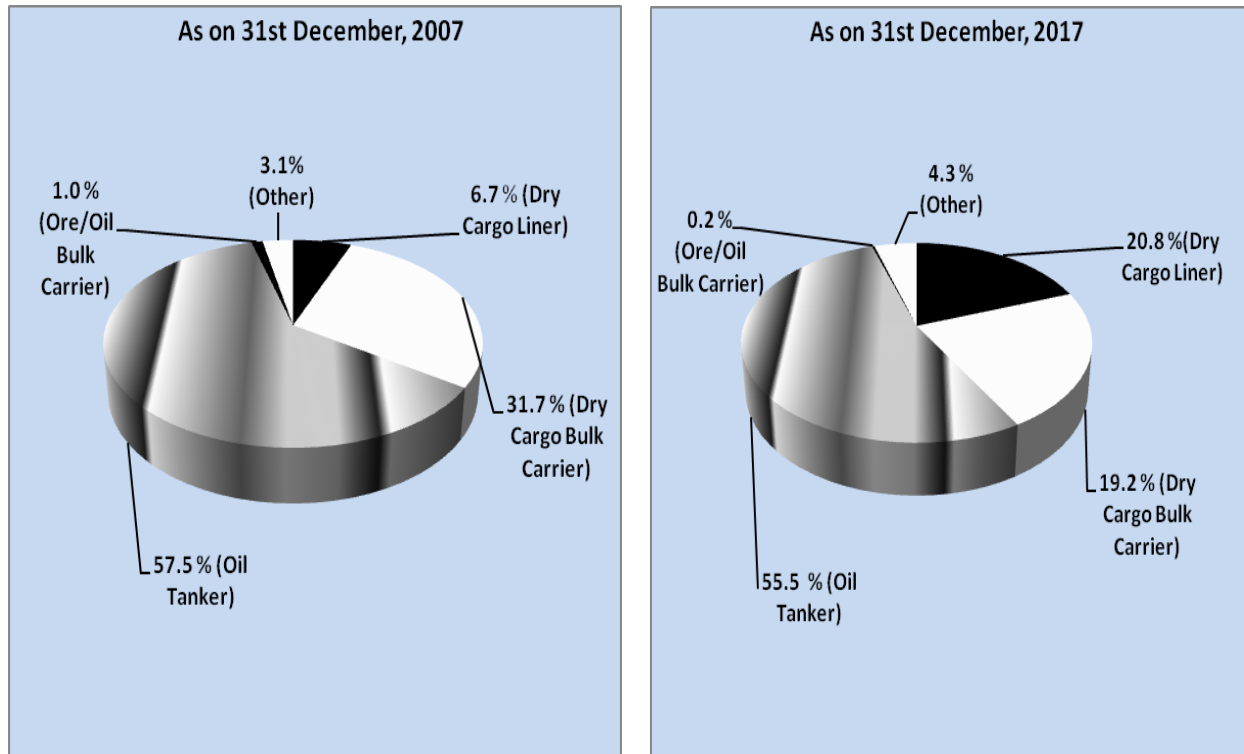
fleet was between 0-5 years while 12.9 % & 11.4 % of the fleet were in the age groups of 16-20 years and 11-15 years respectively.

<b>Table 1: Age Composition of Indian Shipping Fleet as on 31.12.2017</b>						
<b>Category</b>	<b>0-5 years</b>	<b>6-10 years</b>	<b>11-15 years</b>	<b>16-20 years</b>	<b>Above 20 years</b>	<b>Total</b>
<b>Coastal</b>	157(16.9)	163(17.6)	96 (10.3)	108 (11.6)	404 (43.5)	928 (100.0)
<b>Overseas</b>	58 (13.1)	110 (24.8)	60 (13.5)	69 (15.6)	146 (33.0)	443 (100.0)
<b>Total</b>	215(15.7)	273(19.9)	156(11.4)	177 (12.9)	550 (40.1)	1371(100.0)
Figures within parenthesis represent percent share of fleet to the total fleets given row wise.						

## **Fleet Composition**

1.4 An analysis of the fleet classified by the type of vessels in 2017 indicates that the maximum number of vessels (792) were Dry Cargo followed by Oil tankers (165). In terms of GRT, the fleet composition reveals that the maximum tonnage 6854 thousand tonnes (55.5% of the total tonnage) was in the category of Oil Tankers whereas Dry Cargo vessels (which accounted for highest number of vessels (792) contributed only 20.8% (2565 thousand tonnes) to India's total tonnage. The change in the composition of Indian tonnage in terms of type of vessels in the last decade (2007 and 2017) is presented in the Chart I.

## Chart – I: Composition of Indian Tonnage

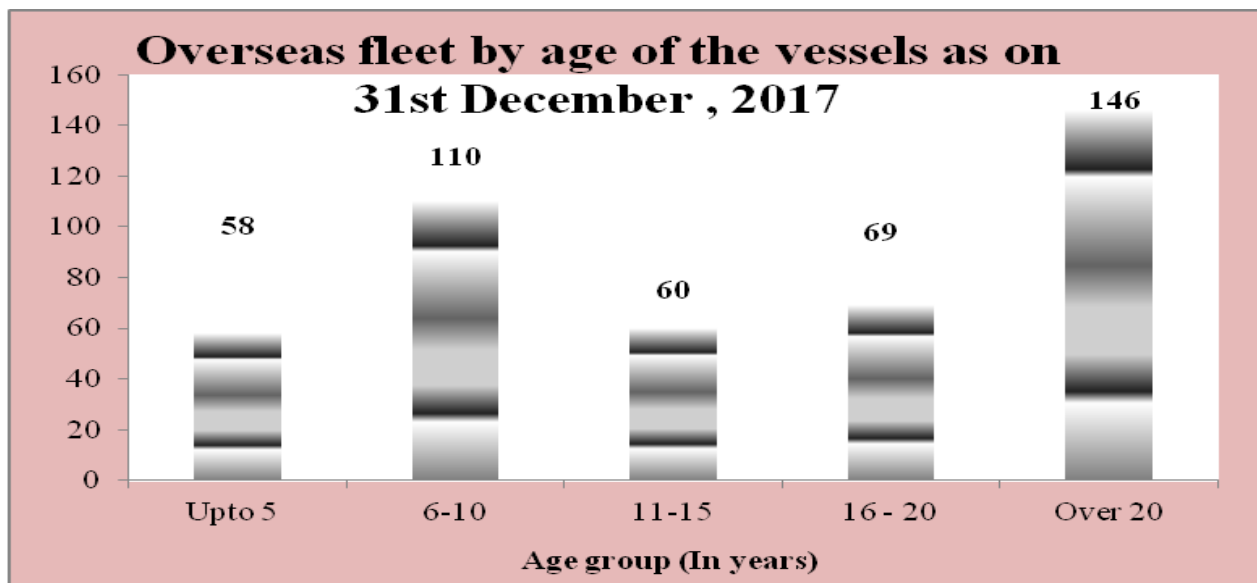


1.5 The Chart -1 reflects changing composition of the Indian fleet tonnage over the last decade. The composition of India's tonnage reveals that tonnage share of oil tanker has dropped from 57.5% in 2007 to 55.5 % in 2017. Also, the tonnage share of dry cargo Bulk carriers has decreased from 31.7% in 2007 to 19.2% in 2017. Similarly, over the same period, the tonnage share of Dry cargo Liner has increased from 6.7% to 20.8%.

### Overseas Trade

1.6 As on 31<sup>st</sup> December, 2017, 443 Indian registered vessels of 10.88 million GRT were deployed on overseas trade. Among the 443 vessels for overseas trade, the maximum number of vessels (146) were of the age over 20 years with GRT of 3.09 million tonnes.

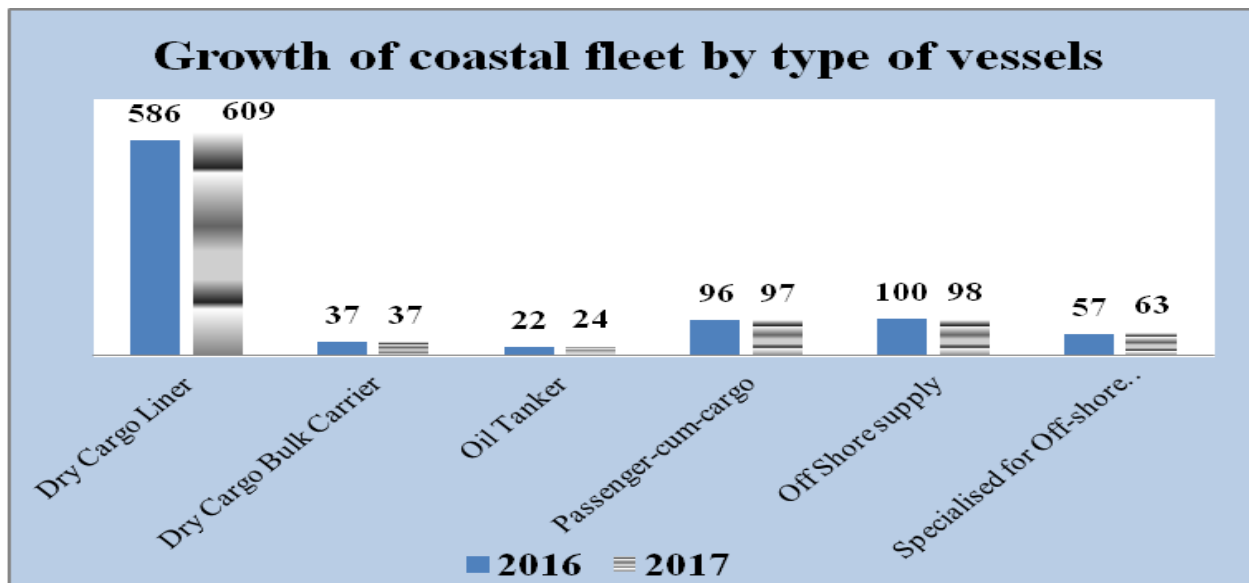
The overseas fleet by different age of the vessels as on 31<sup>st</sup> December, 2017 is shown in the diagram.



The class of maximum number of vessels (132) was between 1000 and 4999 GRT. The total GRT of these 132 vessels was 0.33 million tonnes. About 41.3% of the vessels (183) undertaking overseas trade were in the category of Dry Cargo Liner whose carrying capacity was 1.96 million tonnes. It has been observed that there were 92 companies with single ship deployed on overseas route with a total GRT of 1.09 million tonnes. In Overseas trade, the Shipping Corporation of India was the largest Indian shipping company which had 63 vessels comprising of 3.1 million GRT followed by Great Eastern Shipping Co Ltd which had 49 vessels with 2.2 million GRT.

## Coastal Trade

1.7 Out of the 1371 vessels as on 31<sup>st</sup> December, 2017, 928 vessels were engaged in coastal trade with a GRT of 1.47 million tonnes. The maximum number of vessels (324) out of the 928 were registered under the category “Tug” with a tonnage of about 119 thousand GRT and only one vessel was registered in the categories “LPG”, “Motor Tanker”, “ Motor Tug”, “Pleasure Yacht”, “RO-RO” & “Yacht” with GRT less than 1000 tonnes. The growth of coastal fleet by different types of vessels during 2016 and 2017 is shown in the diagram.



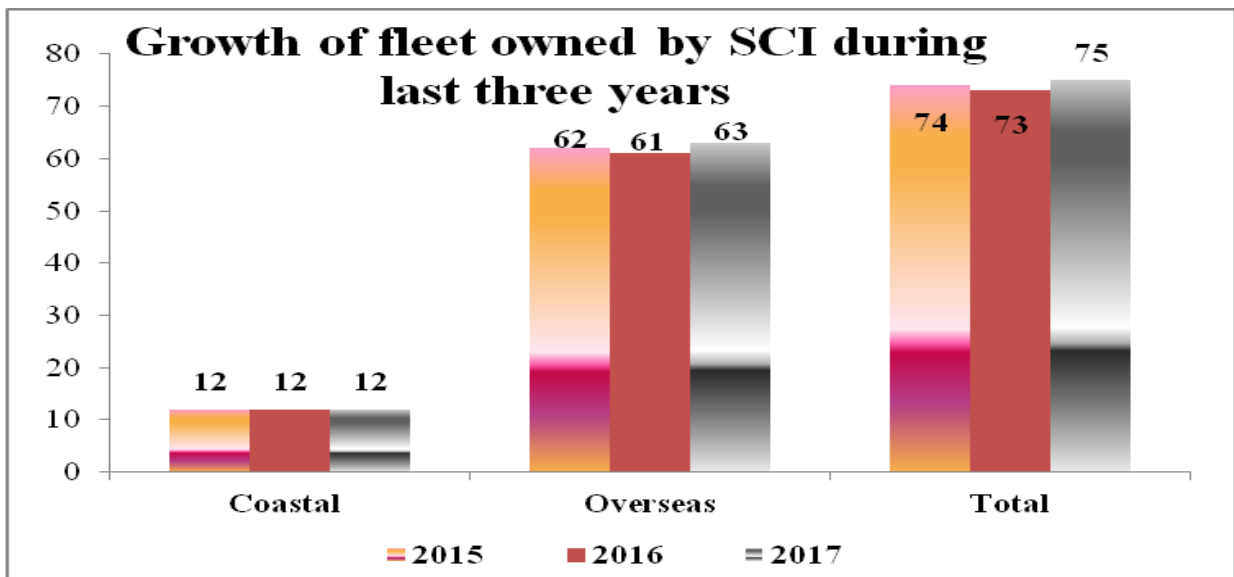
The modal age of Coastal vessels (404) was above 20 years representing a tonnage of 716 thousand tonnes. Distribution of vessels by size class depicts that 638 vessels were in the size class “Below 999” GRT. Ocean Sparkle Ltd. Owned maximum number of 63 vessels with GRT of 29 thousand tonnes, followed by Reliance Industries Limited which owned 27 vessels with 17 thousand tonnes GRT (2.0 % and 1.2% of the total coastal tonnage) respectively. There are 202 companies with single ship deployed on coastal routes representing a total GRT of about 0.42 million tonnes.

## **Shipping Corporation of India (SCI)**

1.8 The SCI was established on October 2, 1961, by the amalgamation of Eastern Shipping Corporation and Western Shipping Corporation. The status of the SCI changed from Private Limited Company to Public Limited Company with effect from 18<sup>th</sup> September, 1992. Starting out as a marginal Liner Shipping Company with just 19 vessels, the SCI has today evolved into the largest Indian Shipping Company. The SCI also has substantial interests in various segments of the shipping trade. SCI's owned fleet includes Bulk Carriers, Crude Oil tankers, Product tankers, Container vessels, Passenger-cum-Cargo vessels, Phosphoric Acid/Chemical carriers, LPG/Ammonia carriers and Offshore Supply Vessels. Sailing through for nearly five decades, the SCI today has a significant presence on the global maritime map. As the country's premier shipping line, the SCI owns and operates around one-third of the Indian tonnage.

1.9 The Government of India has conferred "Navratna" status to SCI on 01.08.2008 – enhanced autonomy and delegation of powers to the company towards capital expenditure, formation of joint ventures, mergers, etc.

1.10 The numbers of ships owned by Shipping Corporation of India as on 31<sup>st</sup> December, 2017 were 75 with total GRT of 3364 thousand tonnes. Out of the 75 vessels, 12 were engaged in coastal trade and 63 were engaged in overseas trade with GRT of 261 thousand tonnes and 3103 thousand tonnes respectively. The growth of fleet owned by SCI during 2015 to 2017 is shown in the diagram.



1.11 There was an increase of two vessel engaged in the overseas trade during the year 2017. During the year 2003, the company had 75 vessels for overseas trade with a tonnage 2650 thousand tonnes. Over the last 14 years, the number of vessels has fallen by 14 but the tonnage has increased from 2650 thousand tonnes in 2003 to 3103 thousand tonnes in 2017.

1.12 The composition of 75 vessels shows that more than 50% of the vessels are in the category of Oil Tankers followed by Dry Cargo Bulk Carriers which accounts for about 17.3% of total SCI fleet strength. The maximum numbers of vessels (3) out of the 12 in the coastal fleet and 37 out of 63 in overseas fleet are in the category of “off-shore supply vessels” and “Oil tanker” respectively. The age profile of the fleet owned by the SCI indicates that the highest number of vessels (28) with 1.4 million GRT were in the age group “6-10 years”. There were 20 vessels in the age group “Upto 5 years” & 14 vessels in the age group “Above 20 years” with 0.6 million GRT & 0.4 million GRT respectively.

## II: GROWTH PROFILE OF SHIPPING SECTOR IN INDIA

On the eve of Independence, in August, 1947, the Indian Shipping tonnage stood at 0.19 million GRT, consisting of 48 coastal ships of 0.12 million GRT and 11 overseas vessels with 0.07 million GRT. Since independence the Indian Shipping tonnage has registered a remarkable growth. The Indian merchant fleet strength stood at 1371 vessels with 12.35 million GRT as on end December 2017. This represents 65 fold increases in GRT since independence. The outlay and expenditure on shipping sector has consistently increased over the plan. The outlay and expenditure during the various plan periods for Ports & Shipping Sectors are given in Table 2.

Five Year Plan	Ports Sector		Shipping Sector	
	Outlay	Expenditure	Outlay	Expenditure
I (1951-56)	37	28	26	19
II (1956-61)	45	33	48	53
III (1961-66)	86	93	57	40
Annual Plans (1966-69)	54	53	23	32
IV (1969-74)	195	249	141	155
V (1974-79)	571	488	450	469
VI (1980-85)	647	765	755	444
VII (1985-90)	1230	1513	827	720
VIII (1992-97)	3557	2302	3669	3033
IX (1997-02)	10081	5316	6305	2466
X (2002-07)	5418	2893	7754	2992
XI (2007-12)	30305	6905	15026 **	9788 **
XII (2012-17)	15764	11900.43	10142 *	4664
2017-18	4835 (a)	2799.17 @	1740 ##	1399.77 @
2018-19	5229 (a)	-	1482 ##	-

(Source: - Ministry of Shipping)

\*: Includes IWT & Lighthouses & Light Ships

\*\* : Includes IWT

(a): Includes light houses (B.E. data)

##: Includes IWAI & Others (B.E. data)

@: The actual expenditure is based on 31<sup>st</sup> December, 2017.

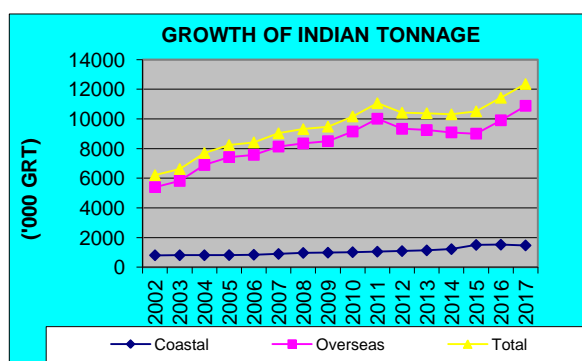
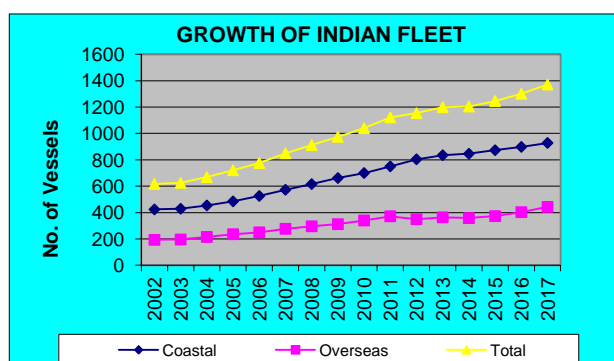
**SECTION - 1**

**INDIAN SHIPPING**

**Table 1.1  
Growth of Indian Shipping ( As on 31st December )**

(' 000 GRT )

Year	Coastal			Overseas			Total		
	No. of vessels	GRT	Average GRT	No. of vessels	GRT	Average GRT	No. of vessels	GRT	Average GRT
(1)	(2)	(3)	(4)	(5)	(6)	(7)	(8)	(9)	(10)
1980	58	253		325	5426	16.7	383	5679	14.8
1985	95	296	3.1	273	5654	20.7	368	5950	16.2
1990	162	523	3.2	256	5504	21.5	418	6027	14.4
1991	169	561	3.3	246	5378	21.9	415	5939	14.3
1992	187	640	3.4	254	5648	22.2	441	6288	14.3
1993	202	642	3.2	241	5625	23.3	443	6267	14.1
1994	206	681	3.3	231	5665	23.9	437	6346	14.5
1995	219	698	3.2	251	6304	25.1	470	7002	14.9
1996	231	705	3.0	253	6347	25.1	484	7052	14.6
1997	232	654	2.8	244	6224	25.5	476	6878	14.4
1998	247	654	2.6	237	6131	25.9	484	6785	14.0
1999	269	680	2.5	241	6373	26.4	510	7053	13.8
2000	312	709	2.3	237	6244	26.3	549	6953	12.7
2001	329	731	2.2	228	6237	27.4	557	6968	12.5
2002	424	805	1.9	193	5402	28.0	617	6207	10.1
2003	429	806	1.8	196	5817	29.7	625	6623	10.6
2004	454	808	1.8	215	6893	32.1	669	7701	11.5
2005	485	816	1.7	236	7427	31.5	721	8243	11.4
2006	526	841	1.6	250	7576	30.3	776	8417	10.8
2007	573	893	1.6	277	8136	29.4	850	9030	10.6
2008	616	964	1.6	296	8346	28.2	912	9310	10.2
2009	662	980	1.5	312	8499	27.2	974	9479	9.7
2010	700	1013	1.4	340	9152	26.9	1040	10165	9.7
2011	750	1048	1.4	372	10013	26.9	1122	11061	9.9
2012	804	1086	1.4	350	9331	26.7	1154	10417	9.0
2013	835	1135	1.4	364	9248	25	1199	10383	8.7
2014	846	1218	1.4	358	9090	25	1204	10309	8.6
2015	873	1502	1.7	373	9006	24.1	1246	10508	8.4
2016	898	1518	1.7	403	9907	24.6	1301	11425	8.8
2017	928	1469	1.6	443	10883	24.6	1371	12352	9.0



**Table 1.2**  
**Share of Indian Tonnage - Age-wise (As on 31st December)**

(in Percentage)

Year	Proportion of Indian Tonnage			
	Upto 5 Yrs.	6-15 Yrs.	16-20 Yrs.	Over 20 Yrs.
(1)	(2)	(3)	(4)	(5)
1993				
Coastal	10.9	50.9	25.9	12.3
Overseas	14.0	44.5	34.9	6.6
Coastal + Overseas	13.7	45.2	34.0	7.1
1994				
Coastal	8.7	48.3	18.5	24.5
Overseas	18.3	44.1	28.3	9.3
Coastal + Overseas	17.3	44.5	27.2	11.0
1995				
Coastal	7.4	48.9	10.3	33.4
Overseas	18.1	45.8	21.3	14.8
Coastal + Overseas	17.1	46.1	20.2	16.6
1996				
Coastal	4.8	46.7	15.5	33.0
Overseas	14.3	48.6	18.8	18.3
Coastal + Overseas	13.4	48.4	18.5	19.7
1997				
Coastal	5.0	43.0	21.6	30.4
Overseas	11.4	48.5	19.8	20.3
Coastal + Overseas	10.8	48.0	19.9	21.3
1998				
Coastal	4.6	41.7	24.5	29.2
Overseas	11.1	43.6	19.3	26.0
Coastal + Overseas	10.4	43.5	19.8	26.3
1999				
Coastal	6.5	37.2	21.6	34.7
Overseas	9.5	39.0	26.9	24.6
Coastal + Overseas	9.2	38.9	26.4	25.5

**Table 1.2 (Contd...)**  
**Share of Indian Tonnage - Age-wise (As on 31st December)**

(in Percentage)

<i>Year</i>	<i>Proportion of Indian Tonnage</i>			
	<i>Upto 5 Yrs.</i>	<i>6-15 Yrs.</i>	<i>16-20 Yrs.</i>	<i>Over 20 Yrs.</i>
<i>(1)</i>	<i>(2)</i>	<i>(3)</i>	<i>(4)</i>	<i>(5)</i>
2000				
Coastal	6.8	29.3	31.5	32.4
Overseas	6.0	35.2	34.2	24.6
Coastal + Overseas	6.1	34.6	33.9	25.4
2001				
Coastal	9.2	20.6	34.1	36.1
Overseas	6.2	31.7	36.4	25.7
Coastal + Overseas	6.6	30.5	36.1	26.8
2002				
Coastal	10.8	16.0	29.8	43.4
Overseas	7.4	31.8	33.0	27.8
Coastal + Overseas	7.8	29.7	22.6	29.9
2003				
Coastal	9.8	16.2	27.7	46.3
Overseas	10.9	29.4	31.0	28.7
Coastal + Overseas	10.8	27.8	30.5	30.9
2004				
Coastal	6.8	19.2	22.6	51.4
Overseas	11.3	35.4	25.0	28.3
Coastal + Overseas	10.8	33.7	24.8	30.7
2005				
Coastal	8.4	18.7	23.1	49.8
Overseas	18.2	26.6	19.2	36.0
Coastal + Overseas	17.2	25.8	19.6	37.4
2006				
Coastal	20.6	7.3	30.1	42.0
Overseas	5.1	16.2	13.9	64.8
Coastal + Overseas	19.1	23.1	13.6	44.3
2007				
Coastal	8.8	15.2	13.4	62.6
Overseas	23.4	9.4	29.2	38.0
Coastal + Overseas	22.0	24.1	13.5	40.4

**Table 1.2 (Contd...)**  
**Share of Indian Tonnage - Age-wise (As on 31st December)**

(in Percentage)

Year	Proportion of Indian Tonnage			
	Upto 5 Yrs.	6-15 Yrs.	16-20 Yrs.	Over 20 Yrs.
(1)	(2)	(3)	(4)	(5)
2008				
Coastal	9.0	16.5	9.2	65.3
Overseas	28.4	23.8	11.3	36.5
Coastal + Overseas	26.4	23.1	11.0	39.5
2009				
Coastal	10.8	16.2	9.2	63.7
Overseas	26.7	25.5	12.0	35.8
Coastal + Overseas	25.1	24.5	11.7	38.7
2010				
Coastal	12.2	14.6	10.2	63.0
Overseas	30.5	24.3	13.7	31.5
Coastal + Overseas	28.7	23.3	13.4	34.6
2011				
Coastal	13.9	13.9	8.2	64.1
Overseas	27.6	28.4	14.4	29.6
Coastal + Overseas	26.3	27.0	13.8	32.9
2012				
Coastal	15.8	16.0	5.4	62.8
Overseas	31.9	31.5	13.7	22.9
Coastal + Overseas	30.2	29.9	12.9	27.0
2013				
Coastal	17.8	18.2	5.4	58.6
Overseas	30.8	32.1	12.7	24.4
Coastal + Overseas	30.2	30.6	11.9	28.2
2014				
Coastal	18.8	17.0	6.6	57.6
Overseas	24.8	37.4	13.4	24.3
Coastal + Overseas	24.1	35.0	12.6	28.3
2015				
Coastal	26.7	17.7	6.7	48.9
Overseas	20.1	39.9	12.6	27.4
Coastal + Overseas	21.1	36.7	11.8	30.5
2016				
Coastal	26.1	19.7	7.0	47.2
Overseas	14.9	39.0	17.2	28.9
Coastal + Overseas	16.4	36.5	15.8	31.3
2017				
Coastal	25.9	18.9	8.2	47.0
Overseas	7.8	44.4	19.4	28.4
Coastal + Overseas	10.0	41.4	18.0	30.6

**Table 1.3**  
**Growth of Indian Fleet - By Type of Vessels (As on 31st December)**

(' 000GRT/ 000DWT )

Year	Item	Type of Vessels									Total
		Dry Cargo* Liner	Dry Cargo Bulk Carrier#	Oil Tanker@	Ore/oil Bulk Carrier	Passen- ger-cum- Cargo**	Off- shore Supply \$	Special- ised for Off-shore Services***	Timber Carrier		
(1)	(2)	(3)	(4)	(5)	(6)	(7)	(8)	(9)	(10)	(11)	
1994	No. of Vessels	112	117	86	3	14	74	27	4	437	
	GRT	637	2666	2613	172	68	91	83	16	6346	
	DWT	895	4518	4572	312	35	92	63	26	10513	
1995	No. of Vessels	119	135	93	3	16	73	27	4	470	
	GRT	620	3088	2867	171	68	89	83	16	7002	
	DWT	867	5229	5012	312	35	90	63	26	11634	
1996	No. of Vessels	133	136	94	3	16	71	27	4	484	
	GRT	648	3145	2842	171	61	86	83	16	7052	
	DWT	829	5311	4863	312	32	87	63	26	11523	
1997	No. of Vessels	139	128	92	3	16	68	26	4	476	
	GRT	634	2955	2881	171	60	83	78	16	6878	
	DWT	796	4991	4934	312	32	82	58	26	11231	
1998	No. of Vessels	149	122	96	3	16	69	26	3	484	
	GRT	615	2828	2950	171	61	73	76	11	6785	
	DWT	758	4774	5027	312	32	81	57	19	11060	
1999	No. of Vessels	165	116	106	3	23	68	27	2	510	
	GRT	652	2648	3348	171	76	73	77	8	7053	
	DWT	793	4452	5750	312	37	81	57	13	11495	
2000	No. of Vessels	198	117	107	4	24	69	28	2	549	
	GRT	591	2703	3218	200	76	74	83	8	6953	
	DWT	709	4548	5548	355	37	85	61	13	11356	
2001	No. of Vessels	201	119	108	4	27	69	27	2	557	
	GRT	488	2820	3220	200	79	74	79	18	6968	
	DWT	547	4779	5587	355	37	85	59	13	11462	
2002	No. of Vessels	279	90	105	2	35	73	31	2	617	
	GRT	467	2212	3172	95	86	78	89	8	6207	
	DWT	499	3711	5539	169	35	96	53	13	10115	

**Table 1.3 (Contd...)  
Growth of Indian Fleet - By Type of Vessels (As on 31st December)**

(' 000GRT/ 000DWT )

Year	Item	Type of Vessels									Total
		Dry Cargo* Liner	Dry Cargo Bulk Carrier#	Oil Tanker@	Ore/oil Bulk Carrier	Passen- ger-cum- Cargo**	Off- shore Supply \$	Special- ised for Off-shore Services***	Timber Carrier		
(1)	(2)	(3)	(4)	(5)	(6)	(7)	(8)	(9)	(10)	(11)	
2003	No. of Vessels	277	87	115	2	38	73	31	2	625	
	GRT	418	2053	3794	95	88	78	89	8	6623	
	DWT	435	3426	6644	169	34	96	53	13	10870	
2004	No. of Vessels	299	91	126	2	39	78	32	2	669	
	GRT	427	2068	4844	95	88	81	90	8	7701	
	DWT	422	3443	8483	169	35	97	54	13	12716	
2005	No. of Vessels	331	99	130	2	41	82	36	0	721	
	GRT	458	2462	4967	95	88	85	87	0	8243	
	DWT	436	4176	8655	169	34	100	52	0	13633	
2006	No. of Vessels	370	97	135	2	49	87	36	0	776	
	GRT	499	2403	5161	95	90	87	82	0	8417	
	DWT	459	4092	9020	169	219	102	57	0	14118	
2007	No. of Vessels	414	106	139	2	60	94	35	0	850	
	GRT	601	2867	5188	95	103	95	81	0	9030	
	DWT	602	4976	9048	169	38	111	47	0	14991	
2008	No. of Vessels	429	106	137	2	72	131	35	0	912	
	GRT	725	2879	5241	95	109	175	86	0	9310	
	DWT	758	4985	9150	169	39	207	47	0	15355	
2009	No. of Vessels	459	101	140	2	84	150	38	0	974	
	GRT	766	2756	5452	95	111	211	88	0	9479	
	DWT	779	4779	9590	169	39	224	50	0	15630	
2010	No. of Vessels	540	104	154	2	92	110	38	0	1040	
	GRT	1036	2801	5901	95	126	118	88	0	10165	
	DWT	1083	4860	10351	169	40	134	50	0	16687	
2011	No. of Vessels	592	123	159	2	93	115	38	0	1122	
	GRT	1078	3466	6076	95	129	129	88	0	11061	
	DWT	1099	4772	10453	169	40	134	50	0	16717	
2012	No. of Vessels	635	128	139	1	96	117	38	0	1154	
	GRT	1163	3331	5537	28	131	139	88	0	10417	
	DWT	1171	4450	9489	46	40	131	50	0	15377	

**Table 1.3 (Contd...)  
Growth of Indian Fleet - By Type of Vessels (As on 31st December)**

(' 000GRT/' 000DWT )

Year	Item	Type of Vessels								Total
		Dry Cargo* Liner	Dry Cargo Bulk Carrier#	Oil Tanker@	Ore/oil Bulk Carrier	Passen- ger-cum- Cargo**	Off- shore Supply \$	Special- ised for Off-shore Services***	Timber Carrier	
(1)	(2)	(3)	(4)	(5)	(6)	(7)	(8)	(9)	(10)	(11)
2013	No. of Vessels	679	126	137	1	96	114	46	0	1199
	GRT	1468	3043	5457	28	127	161	99	0	10383
	DWT	1683	3841	9345	46	40	164	59	0	15179
2014	No. of Vessels	684	127	135	1	97	111	49	0	1204
	GRT	1544	2879	5413	28	162	182	101	0	10309
	DWT	1797	3702	9248	46	45	197	58	0	15093
2015	No. of Vessels	706	123	139	1	100	123	54	0	1246
	GRT	1765	2629	5572	28	169	240	105	0	10508
	DWT	2157	3330	9554	46	46	274	62	0	15469
2016	No. of Vessels	741	122	150	1	101	129	57	0	1301
	GRT	2210	2557	6105	28	169	258	98	0	11425
	DWT	2961	3207	10491	46	46	297	57	0	17105
2017	No. of Vessels	792	119	165	1	103	128	63	0	1371
	GRT	2565	2373	6854	28	174	259	99	0	12352
	DWT	3517	3030	11798	46	47	297	57	0	18792

\* : Includes Barges, Bulk Carriers, Cellular Containers, Container Ship, Dredgers, General Cargo, Hooper Dredger, Motor Launch, Motorship, Motor Tanker, Motor Tender, Motor Tug, MPSV, MSV, Other Cargo Ship, Port Trusts & Maritime Boards, Ro-Ro Container Vessels, Supply Vessels and Tugs.

#: Includes AHTS, Electric Propulsion, Floating Cranes, Research Vessels and Well Stimulation.

@ : Includes Acid Carriers, Chemical Tanker, LPG Carriers and Ethylene Gas Carriers.

\*\* : Includes Passenger services, Pleasure Yachts and Yachts.

\$ : Includes Product Tankers .

\*\*\* : Includes Crew Boats, Pilot Launch, Polar Satellite Vessels, Utility Boats, Utility Craft and Utility Vessel.

**Table 1.4**  
**Growth of Indian Fleet - By Size of Vessels ( As on 31st December )**

(' 000 GRT )

Year	Item	Size								Total
		Below 999	1000-4999	5000-9999	10000-19999	20000-34999	35000-49999	50000-84999	85000 & Above	
(1)	(2)	(3)	(4)	(5)	(6)	(7)	(8)	(9)	(10)	(11)
1994	No. of Vessels	101	89	17	111	74	28	15	2	437
	GRT	58	201	138	1585	1878	1163	1059	264	6346
1995	No. of Vessels	109	93	14	118	88	29	17	2	470
	GRT	61	205	107	1730	2220	1194	1221	264	7002
1996	No. of Vessels	115	94	17	117	94	24	22	1	484
	GRT	61	200	126	1737	2379	947	1462	140	7052
1997	No. of Vessels	119	93	14	111	92	25	21	1	476
	GRT	62	198	101	1667	2335	986	1389	140	6878
1998	No. of Vessels	130	100	14	98	95	25	21	1	484
	GRT	67	215	98	1472	2417	986	1390	140	6785
1999	No. of Vessels	148	103	14	101	94	24	25	1	510
	GRT	67	221	101	1524	2404	944	1652	140	7053
2000	No. of Vessels	176	119	15	92	98	30	19	-	549
	GRT	74	249	105	1401	2512	1196	1416	-	6953
2001	No. of Vessels	188	121	18	81	96	32	21	-	557
	GRT	78	252	127	1251	2470	1314	1476	-	6968
2002	No. of Vessels	270	131	21	63	84	27	21	-	617
	GRT	97	265	141	964	2168	1107	1465	-	6207
2003	No. of Vessels	275	134	21	59	76	28	32	-	625
	GRT	98	273	141	905	1972	1143	2091	-	6623
2004	No. of Vessels	302	137	22	58	82	24	44	-	669
	GRT	107	279	149	885	2127	936	3218	-	7701
2005	No. of Vessels	337	143	24	56	90	23	43	5	721
	GRT	118	286	163	861	2380	890	2774	769	8243
2006	No. of Vessels	369	168	23	52	87	27	45	5	776
	GRT	129	336	157	797	2265	1042	2919	772	8417
2007	No. of Vessels	407	186	28	53	88	35	48	5	850
	GRT	141	390	192	825	2305	1340	3126	711	9030
2008	No. of Vessels	443	203	34	53	92	35	46	6	912
	GRT	153	441	233	809	2426	1378	2996	874	9310
2009	No. of Vessels	487	226	38	47	85	37	47	7	974
	GRT	168	501	266	720	2274	1461	3053	1036	9479
2010	No. of Vessels	517	240	43	48	90	45	50	7	1040
	GRT	177	537	309	741	2429	1790	3208	974	10165
2011	No. of Vessels	561	259	46	46	98	50	54	8	1122
	GRT	188	579	330	700	2706	2020	3476	1062	11061
2012	No. of Vessels	588	288	48	39	86	45	52	8	1154
	GRT	198	616	343	583	2391	1873	3351	1062	10417
2013	No. of Vessels	610	312	50	37	85	47	50	8	1199
	GRT	204	655	357	541	2364	1965	3235	1062	10383
2014	No. of Vessels	612	317	51	34	84	50	48	8	1204
	GRT	202	670	362	496	2322	2083	3112	1062	10309
2015	No. of Vessels	623	338	55	37	90	49	46	8	1246
	GRT	201	714	392	544	2494	2031	2990	1142	10508
2016	No. of Vessels	638	358	58	38	94	56	50	9	1301
	GRT	202	766	415	559	2609	2334	3305	1235	11425
2017	No. of Vessels	668	378	59	40	103	60	53	10	1371
	GRT	212	812	429	584	2845	2505	3572	1393	12352

**Table 1.5**  
**Growth of Indian Fleet - By Age of Vessels (As on 31st December)**

Year	Item	Age Group ( in Years )					Total
		Upto 5	6 - 10	11 - 15	16 - 20	Over 20	
		(3)	(4)	(5)	(6)	(7)	
(1)	(2)	(3)	(4)	(5)	(6)	(7)	(8)
1994	No. of vessels	53	89	133	87	75	437
	GRT	1096	1161	1665	1727	697	6346
1995	No. of vessels	60	58	177	89	86	470
	GRT	1194	897	2330	1417	1164	7002
1996	No. of vessels	57	43	192	90	102	484
	GRT	942	921	2492	1305	1392	7052
1997	No. of vessels	53	45	172	96	110	476
	GRT	742	987	2313	1371	1465	6878
1998	No. of vessels	53	57	144	103	127	484
	GRT	708	1008	1941	1341	1787	6785
1999	No. of vessels	48	74	107	147	134	510
	GRT	647	1358	1384	1861	1803	7053
2000	No. of vessels	57	84	72	181	155	549
	GRT	425	1477	929	2358	1764	6953
2001	No. of vessels	60	80	59	195	163	557
	GRT	458	1215	912	2517	1866	6968
2002	No. of vessels	84	84	88	174	187	617
	GRT	487	766	1077	2024	1853	6207
2003	No. of vessels	74	85	94	162	210	625
	GRT	712	726	1116	2023	2046	6623
2004	No. of vessels	77	89	102	135	266	669
	GRT	834	808	1787	1906	2366	7701
2005	No. of vessels	103	93	101	125	299	721
	GRT	1420	661	1468	1610	3084	8243
2006	No. of vessels	89	109	108	86	384	776
	GRT	1607	636	1307	1142	3725	8417
2007	No. of vessels	126	120	113	92	399	850
	GRT	1983	851	1330	1219	3647	9030
2008	No. of vessels	162	119	113	105	413	912
	GRT	2458	916	1232	1029	3675	9310
2009	No. of vessels	194	126	113	112	429	974
	GRT	2376	1209	1115	1109	3670	9479
2010	No. of vessels	225	120	121	128	446	1040
	GRT	2917	1258	1110	1360	3520	10165
2011	No. of vessels	264	116	135	141	466	1122
	GRT	2909	1840	1147	1530	3635	11061
2012	No. of vessels	295	138	137	135	449	1154
	GRT	3149	2050	1061	1340	2817	10417
2013	No. of vessels	308	152	139	131	469	1199
	GRT	3052	2000	1174	1233	2924	10383
2014	No. of vessels	281	174	137	133	479	1204
	GRT	2487	2115	1493	1300	2914	10309
2015	No. of vessels	257	216	127	142	504	1246
	GRT	2213	2383	1474	1238	3200	10508
2016	No. of vessels	231	249	129	167	525	1301
	GRT	1875	2137	2027	1808	3578	11425
2017	No. of vessels	215	273	156	177	550	1371
	GRT	1233	2903	2209	2226	3781	12352

**Table No 1.6**  
**Indian Fleet - By Type And Size of Vessels (As on 31st December, 2017 )**

<i>Type/ Size</i>	<i>Below 1000 -</i>		<i>5000 -</i>		<i>10000 -</i>		<i>20000 -</i>		<i>35000 -</i>		<i>50000 -</i>		<i>85000</i>		<i>Total</i>	
	<i>999</i>	<i>4999</i>	<i>9999</i>	<i>19999</i>	<i>34999</i>	<i>49999</i>	<i>84999</i>	<i>above</i>								
<i>(1)</i>	<i>(2)</i>	<i>(3)</i>	<i>(4)</i>	<i>(5)</i>	<i>(6)</i>	<i>(7)</i>	<i>(8)</i>	<i>(9)</i>	<i>(10)</i>							
<b>PLATFORM SUPPLY VESSEL</b>																
<i>NO</i>	0	2	0	0	0	0	0	0								
<i>GRT</i>	0	7002	0	0	0	0	0	0								
<b>ACID CARRIERS</b>																
<i>NO</i>	0	0	0	1	0	0	0	0								
<i>GRT</i>	0	0	0	11712	0	0	0	0								
<b>AHTS</b>																
<i>NO</i>	0	8	0	0	1	0	0	0								
<i>GRT</i>	0	16300	0	0	28823	0	0	0								
<b>BARGE</b>																
<i>NO</i>	2	41	1	0	0	0	0	0								
<i>GRT</i>	575	63451	5522	0	0	0	0	0								
<b>BC</b>																
<i>NO</i>	0	8	0	0	7	14	0	1								
<i>GRT</i>	0	18459	0	0	203768	577792	0	93227								
<b>CELLULAR CONTAINER VESSEL</b>																
<i>NO</i>	1	2	5	7	4	0	0	0								
<i>GRT</i>	756	9641	34553	102459	86604	0	0	0								
<b>CHEMICAL TANKER</b>																
<i>NO</i>	0	0	0	0	1	0	0	0								
<i>GRT</i>	0	0	0	0	29967	0	0	0								
<b>CONTAINER SHIP</b>																
<i>NO</i>	0	2	3	3	4	0	0	0								
<i>GRT</i>	0	6072	28126	53133	105822	0	0	0								
<b>CREW BOAT</b>																
<i>NO</i>	12	0	0	0	0	0	0	0								
<i>GRT</i>	966	0	0	0	0	0	0	0								
<b>DREDGER</b>																
<i>NO</i>	6	15	16	0	0	0	0	0								
<i>GRT</i>	3485	52078	115049	0	0	0	0	0								

**Table No 1.6**  
**Indian Fleet - By Type And Size of Vessels (As on 31st December, 2017 )**

<i>Type/ Size</i>	<i>Below 1000 -</i>		<i>5000 -</i>		<i>10000 -</i>		<i>20000 -</i>		<i>35000 -</i>		<i>50000 -</i>		<i>85000</i>		<i>Total</i>
	<i>999</i>	<i>4999</i>	<i>9999</i>	<i>19999</i>	<i>34999</i>	<i>49999</i>	<i>84999</i>	<i>above</i>							
	<i>(1)</i>	<i>(2)</i>	<i>(3)</i>	<i>(4)</i>	<i>(5)</i>	<i>(6)</i>	<i>(7)</i>	<i>(8)</i>	<i>(9)</i>	<i>(10)</i>					
<b>DRY CARGO BULK CARRIER</b>															
<i>NO</i>	4	29	3	6	32	23	2	1	100						
<i>GRT</i>	1673	53970	19418	85207	944048	950049	159051	88397	2301813						
<b>DRY CARGO LINER</b>															
<i>NO</i>	20	60	8	3	0	2	0	1	94						
<i>GRT</i>	10391	121458	58414	37062	0	87358	0	91651	406334						
<b>ELECTRIC PROPULSION</b>															
<i>NO</i>	0	4	0	0	0	0	0	0	4						
<i>GRT</i>	0	6595	0	0	0	0	0	0	6595						
<b>ETHYLENE GAS CARRIER</b>															
<i>NO</i>	0	3	0	0	1	0	0	0	4						
<i>GRT</i>	0	8727	0	0	22521	0	0	0	31248						
<b>FLOATING CRANE</b>															
<i>NO</i>	0	1	0	0	0	0	0	0	1						
<i>GRT</i>	0	2148	0	0	0	0	0	0	2148						
<b>GENERAL CARGO SHIP</b>															
<i>NO</i>	0	6	0	1	0	0	0	0	7						
<i>GRT</i>	0	10439	0	12993	0	0	0	0	23432						
<b>HOPPER DREDGER</b>															
<i>NO</i>	0	1	2	1	0	0	0	0	4						
<i>GRT</i>	0	4337	16199	12030	0	0	0	0	32566						
<b>LPG CARRIERS</b>															
<i>NO</i>	1	0	0	3	7	7	0	0	18						
<i>GRT</i>	466	0	0	53916	181502	307385	0	0	543269						
<b>MOTOR LAUNCH</b>															
<i>NO</i>	15	3	0	0	0	0	0	0	18						
<i>GRT</i>	600	4863	0	0	0	0	0	0	5463						
<b>MOTOR SHIP</b>															
<i>NO</i>	4	4	1	0	0	0	0	0	9						
<i>GRT</i>	1886	7392	8763	0	0	0	0	0	18041						

*Table No 1.6*

*Indian Fleet - By Type And Size of Vessels (As on 31st December, 2017 )*

<i>Type/ Size</i>	<i>Below 1000 - 999</i>	<i>5000 - 4999</i>	<i>10000 - 9999</i>	<i>20000 - 19999</i>	<i>35000 - 34999</i>	<i>50000 - 49999</i>	<i>85000 - 84999</i>	<i>above</i>	<i>Total</i>
<i>(1)</i>	<i>(2)</i>	<i>(3)</i>	<i>(4)</i>	<i>(5)</i>	<i>(6)</i>	<i>(7)</i>	<i>(8)</i>	<i>(9)</i>	<i>(10)</i>
<b>MOTOR TANKERS</b>									
<i>NO</i>	1	0	0	0	0	0	0	0	1
<i>GRT</i>	999	0	0	0	0	0	0	0	999
<b>MOTOR TENDER</b>									
<i>NO</i>	4	0	0	0	0	0	0	0	4
<i>GRT</i>	332	0	0	0	0	0	0	0	332
<b>MOTOR TUG</b>									
<i>NO</i>	1	0	0	0	0	0	0	0	1
<i>GRT</i>	160	0	0	0	0	0	0	0	160
<b>MPSV</b>									
<i>NO</i>	0	1	0	0	0	0	0	0	1
<i>GRT</i>	0	1354	0	0	0	0	0	0	1354
<b>MSV</b>									
<i>NO</i>	3	0	0	0	0	0	0	0	3
<i>GRT</i>	802	0	0	0	0	0	0	0	802
<b>OFFSHORE SUPPLY VESSEL</b>									
<i>NO</i>	51	74	0	0	0	0	0	0	125
<i>GRT</i>	31155	151989	0	0	0	0	0	0	183144
<b>OIL TANKER (CRUDE)</b>									
<i>NO</i>	1	0	2	3	19	7	34	5	71
<i>GRT</i>	40	0	10999	55117	513449	293935	2266182	796021	3935743
<b>OIL TANKER (PC)</b>									
<i>NO</i>	8	9	7	3	20	4	17	2	70
<i>GRT</i>	3256	22971	54176	46296	535393	169612	1146763	323618	2302085
<b>ORE/OIL BULK CARRIERS</b>									
<i>NO</i>	0	0	0	0	1	0	0	0	1
<i>GRT</i>	0	0	0	0	28029	0	0	0	28029
<b>OTHER CARGO SHIP</b>									
<i>NO</i>	0	1	0	0	0	0	0	0	1
<i>GRT</i>	0	1037	0	0	0	0	0	0	1037

**Table No 1.6**

**Indian Fleet - By Type And Size of Vessels (As on 31st December, 2017 )**

<b>Type/ Size</b>	<b>Below 1000 - 999</b>	<b>5000 - 4999</b>	<b>10000 - 9999</b>	<b>20000 - 19999</b>	<b>35000 - 34999</b>	<b>50000 - 49999</b>	<b>85000 - 84999</b>	<b>above</b>	<b>Total</b>
<b>(1)</b>	<b>(2)</b>	<b>(3)</b>	<b>(4)</b>	<b>(5)</b>	<b>(6)</b>	<b>(7)</b>	<b>(8)</b>	<b>(9)</b>	<b>(10)</b>
<b>PASSENGER CUM CARGO</b>									
<i>NO</i>	22	8	3	4	0	0	0	0	37
<i>GRT</i>	6693	21989	26704	53848	0	0	0	0	109234
<b>PASSENGER SERVICE</b>									
<i>NO</i>	57	5	1	0	0	1	0	0	64
<i>GRT</i>	11125	12353	5938	0	0	35143	0	0	64559
<b>PILOT LAUNCH</b>									
<i>NO</i>	3	0	0	0	0	0	0	0	3
<i>GRT</i>	243	0	0	0	0	0	0	0	243
<b>PLEASURE YACHTS</b>									
<i>NO</i>	1	0	0	0	0	0	0	0	1
<i>GRT</i>	338	0	0	0	0	0	0	0	338
<b>PORT TRUSTS &amp; MARITIME BOARDS VESSEL</b>									
<i>NO</i>	85	7	1	0	0	0	0	0	93
<i>GRT</i>	23299	12666	9123	0	0	0	0	0	45088
<b>PRODUCT TANKER</b>									
<i>NO</i>	0	0	0	0	3	0	0	0	3
<i>GRT</i>	0	0	0	0	75669	0	0	0	75669
<b>RESEARCH</b>									
<i>NO</i>	1	2	1	0	0	0	0	0	4
<i>GRT</i>	70	7529	6551	0	0	0	0	0	14150
<b>RO - RO CONTAINER VESSELS</b>									
<i>NO</i>	1	0	1	2	0	0	0	0	4
<i>GRT</i>	956	0	6942	27394	0	0	0	0	35292
<b>SPECIALISED VESSELS FOR OFFSHORE</b>									
<i>NO</i>	15	17	2	2	0	0	0	0	36
<i>GRT</i>	5641	48259	10928	22207	0	0	0	0	87035
<b>SUPPLY VESSEL</b>									
<i>NO</i>	4	41	1	1	1	0	0	0	48
<i>GRT</i>	1861	92537	6278	11121	30628	0	0	0	142425

**Table No 1.6**

**Indian Fleet - By Type And Size of Vessels (As on 31st December, 2017 )**

<i>Type/ Size</i>	<i>Below 1000 - 999</i>	<i>5000 - 4999</i>	<i>10000 - 9999</i>	<i>20000 - 19999</i>	<i>35000 - 34999</i>	<i>50000 - 49999</i>	<i>85000 - 84999</i>	<i>above</i>	<i>Total</i>
<i>(1)</i>	<i>(2)</i>	<i>(3)</i>	<i>(4)</i>	<i>(5)</i>	<i>(6)</i>	<i>(7)</i>	<i>(8)</i>	<i>(9)</i>	<i>(10)</i>
<b>TUG</b>									
<i>NO</i>	335	22	1	0	2	2	0	0	362
<i>GRT</i>	102605	40368	5939	0	58673	83497	0	0	291082
<b>UTILITY BOAT</b>									
<i>NO</i>	2	0	0	0	0	0	0	0	2
<i>GRT</i>	88	0	0	0	0	0	0	0	88
<b>UTILITY CRAFT</b>									
<i>NO</i>	1	1	0	0	0	0	0	0	2
<i>GRT</i>	205	2200	0	0	0	0	0	0	2405
<b>UTILITY VESSEL</b>									
<i>NO</i>	6	0	0	0	0	0	0	0	6
<i>GRT</i>	1122	0	0	0	0	0	0	0	1122
<b>WELL STIMULATION VESSEL</b>									
<i>NO</i>	0	1	0	0	0	0	0	0	1
<i>GRT</i>	0	3753	0	0	0	0	0	0	3753
<b>YACHTS</b>									
<i>NO</i>	1	0	0	0	0	0	0	0	1
<i>GRT</i>	22	0	0	0	0	0	0	0	22
<b>TOTAL</b>									
<i>NO</i>	668	378	59	40	103	60	53	10	1371
<i>GRT</i>	211810	811937	429622	584495	2844896	2504771	3571996	1392914	12352441

**Table No 1.7**

**Indian Fleet - By Type And Age of Vessels (As on 31st December, 2017 )**

<i>Type of Vessels</i>	<i>Upto 5 Yrs.</i>	<i>6-10 Yrs</i>	<i>11-15 Yrs</i>	<i>16-20 Yrs</i>	<i>Above 20 Yrs.</i>	<i>Total</i>
<i>(1)</i>	<i>(2)</i>	<i>(3)</i>	<i>(4)</i>	<i>(5)</i>	<i>(6)</i>	<i>(7)</i>
<b>PLATFORM SUPPLY VESSEL</b>						
<i>NO</i>	2	0	0	0	0	2
<i>GRT</i>	7002	0	0	0	0	7002
<b>ACID CARRIERS</b>						
<i>NO</i>	0	0	0	0	1	1
<i>GRT</i>	0	0	0	0	11712	11712
<b>AHTS</b>						
<i>NO</i>	6	1	1	0	1	9
<i>GRT</i>	38832	2430	1864	0	1997	45123
<b>BARGE</b>						
<i>NO</i>	29	5	7	2	1	44
<i>GRT</i>	45651	8420	10399	3387	1691	69548
<b>BC</b>						
<i>NO</i>	11	8	4	4	3	30
<i>GRT</i>	278364	215325	145367	154944	99246	893246
<b>CELLULAR CONTAINER VESSEL</b>						
<i>NO</i>	1	0	2	3	13	19
<i>GRT</i>	756	0	15194	61280	156783	234013
<b>CHEMICAL TANKER</b>						
<i>NO</i>	1	0	0	0	0	1
<i>GRT</i>	29967	0	0	0	0	29967
<b>CONTAINER SHIP</b>						
<i>NO</i>	0	2	2	6	2	12
<i>GRT</i>	0	11573	14411	132638	34531	193153
<b>CREW BOAT</b>						
<i>NO</i>	7	3	1	0	1	12
<i>GRT</i>	521	151	183	0	111	966
<b>DREDGER</b>						
<i>NO</i>	5	4	5	4	19	37
<i>GRT</i>	22179	23360	26250	24953	73870	170612

**Table No 1.7**

**Indian Fleet - By Type And Age of Vessels (As on 31st December, 2017)**

<i>Type of Vessels</i>	<i>Upto 5 Yrs.</i>	<i>6-10 Yrs</i>	<i>11-15 Yrs</i>	<i>16-20 Yrs</i>	<i>Above 20 Yrs.</i>	<i>Total</i>
<i>(1)</i>	<i>(2)</i>	<i>(3)</i>	<i>(4)</i>	<i>(5)</i>	<i>(6)</i>	<i>(7)</i>
<b>DRY CARGO BULK CARRIER</b>						
<i>NO</i>	15	26	12	10	37	100
<i>GRT</i>	341894	581446	438597	152791	787085	2301813
<b>DRY CARGO LINER</b>						
<i>NO</i>	1	6	7	14	66	94
<i>GRT</i>	1323	108246	24813	48496	223456	406334
<b>ELECTRIC PROPULSION</b>						
<i>NO</i>	1	3	0	0	0	4
<i>GRT</i>	2257	4338	0	0	0	6595
<b>ETHYLENE GAS CARRIER</b>						
<i>NO</i>	0	0	0	0	4	4
<i>GRT</i>	0	0	0	0	31248	31248
<b>FLOATING CRANE</b>						
<i>NO</i>	0	1	0	0	0	1
<i>GRT</i>	0	2148	0	0	0	2148
<b>GENERAL CARGO SHIP</b>						
<i>NO</i>	4	2	1	0	0	7
<i>GRT</i>	7937	2502	12993	0	0	23432
<b>HOPPER DREDGER</b>						
<i>NO</i>	1	1	0	1	1	4
<i>GRT</i>	8294	4337	0	12030	7905	32566
<b>LPG CARRIERS</b>						
<i>NO</i>	1	0	0	2	15	18
<i>GRT</i>	466	0	0	69291	473512	543269
<b>MOTOR LAUNCH</b>						
<i>NO</i>	3	15	0	0	0	18
<i>GRT</i>	3932	1531	0	0	0	5463
<b>MOTOR SHIP</b>						
<i>NO</i>	6	1	1	1	0	9
<i>GRT</i>	8307	8763	931	40	0	18041

**Table No 1.7**

**Indian Fleet - By Type And Age of Vessels (As on 31st December, 2017)**

<i>Type of Vessels</i>	<i>Upto 5 Yrs.</i>	<i>6-10 Yrs</i>	<i>11-15 Yrs</i>	<i>16-20 Yrs</i>	<i>Above 20 Yrs.</i>	<i>Total</i>
<i>(1)</i>	<i>(2)</i>	<i>(3)</i>	<i>(4)</i>	<i>(5)</i>	<i>(6)</i>	<i>(7)</i>
<b>MOTOR TANKERS</b>						
<i>NO</i>	0	0	0	0	1	1
<i>GRT</i>	0	0	0	0	999	999
<b>MOTOR TENDER</b>						
<i>NO</i>	4	0	0	0	0	4
<i>GRT</i>	332	0	0	0	0	332
<b>MOTOR TUG</b>						
<i>NO</i>	1	0	0	0	0	1
<i>GRT</i>	160	0	0	0	0	160
<b>MPSV</b>						
<i>NO</i>	1	0	0	0	0	1
<i>GRT</i>	1354	0	0	0	0	1354
<b>MSV</b>						
<i>NO</i>	1	0	0	0	2	3
<i>GRT</i>	320	0	0	0	482	802
<b>OFFSHORE SUPPLY VESSEL</b>						
<i>NO</i>	23	22	10	9	61	125
<i>GRT</i>	57396	35823	16896	13532	59497	183144
<b>OIL TANKER (CRUDE)</b>						
<i>NO</i>	1	20	16	12	22	71
<i>GRT</i>	165319	1121412	1100549	669917	878546	3935743
<b>OIL TANKER (PC)</b>						
<i>NO</i>	4	17	6	15	28	70
<i>GRT</i>	94733	620170	355895	688313	542974	2302085
<b>ORE/OIL BULK CARRIERS</b>						
<i>NO</i>	0	0	0	1	0	1
<i>GRT</i>	0	0	0	28029	0	28029
<b>OTHER CARGO SHIP</b>						
<i>NO</i>	0	1	0	0	0	1
<i>GRT</i>	0	1037	0	0	0	1037

**Table No 1.7**

**Indian Fleet - By Type And Age of Vessels (As on 31st December, 2017 )**

<i>Type of Vessels</i>	<i>Upto 5 Yrs.</i>	<i>6-10 Yrs</i>	<i>11-15 Yrs</i>	<i>16-20 Yrs</i>	<i>Above 20 Yrs.</i>	<i>Total</i>
<i>(1)</i>	<i>(2)</i>	<i>(3)</i>	<i>(4)</i>	<i>(5)</i>	<i>(6)</i>	<i>(7)</i>
<b>PASSENGER CUM CARGO</b>						
<i>NO</i>	0	9	6	4	18	37
<i>GRT</i>	0	24840	1461	16040	66893	109234
<b>PASSENGER SERVICE</b>						
<i>NO</i>	1	20	5	8	30	64
<i>GRT</i>	5938	5356	1506	2906	48853	64559
<b>PILOT LAUNCH</b>						
<i>NO</i>	3	0	0	0	0	3
<i>GRT</i>	243	0	0	0	0	243
<b>PLEASURE YACHTS</b>						
<i>NO</i>	1	0	0	0	0	1
<i>GRT</i>	338	0	0	0	0	338
<b>PORT TRUSTS &amp; MARITIME BOARDS VESSEL</b>						
<i>NO</i>	1	5	9	24	54	93
<i>GRT</i>	379	1379	7300	9904	26126	45088
<b>PRODUCT TANKER</b>						
<i>NO</i>	0	0	0	2	1	3
<i>GRT</i>	0	0	0	46528	29141	75669
<b>RESEARCH</b>						
<i>NO</i>	3	0	0	0	1	4
<i>GRT</i>	10775	0	0	0	3375	14150
<b>RO - RO CONTAINER VESSELS</b>						
<i>NO</i>	0	0	0	0	4	4
<i>GRT</i>	0	0	0	0	35292	35292
<b>SPECIALISED VESSELS FOR OFFSHORE</b>						
<i>NO</i>	0	2	2	2	30	36
<i>GRT</i>	0	6077	3672	136	77150	87035
<b>SUPPLY VESSEL</b>						
<i>NO</i>	5	22	9	3	9	48
<i>GRT</i>	13279	73314	15833	6597	33402	142425

**Table No 1.7**

**Indian Fleet - By Type And Age of Vessels (As on 31st December, 2017 )**

<b>Type of Vessels</b>	<b>Upto 5 Yrs.</b>	<b>6-10 Yrs</b>	<b>11-15 Yrs</b>	<b>16-20 Yrs</b>	<b>Above 20 Yrs.</b>	<b>Total</b>
<b>(1)</b>	<b>(2)</b>	<b>(3)</b>	<b>(4)</b>	<b>(5)</b>	<b>(6)</b>	<b>(7)</b>
<b>TUG</b>						
<i>NO</i>	66	73	50	50	123	362
<i>GRT</i>	84171	38437	14588	84586	69300	291082
<b>UTILITY BOAT</b>						
<i>NO</i>	1	1	0	0	0	2
<i>GRT</i>	73	15	0	0	0	88
<b>UTILITY CRAFT</b>						
<i>NO</i>	1	0	0	0	1	2
<i>GRT</i>	205	0	0	0	2200	2405
<b>UTILITY VESSEL</b>						
<i>NO</i>	4	2	0	0	0	6
<i>GRT</i>	875	247	0	0	0	1122
<b>WELL STIMULATION VESSEL</b>						
<i>NO</i>	0	0	0	0	1	1
<i>GRT</i>	0	0	0	0	3753	3753
<b>YACHTS</b>						
<i>NO</i>	0	1	0	0	0	1
<i>GRT</i>	0	22	0	0	0	22
<b>TOTAL</b>						
<i>NO</i>	215	273	156	177	550	1371
<i>GRT</i>	1233572	2902699	2208702	2226338	3781130	12352441

**Table 1.8**  
**Indian Fleet - By Age And Size of Vessels (As on 31st December, 2017 )**

<i>Age/ Size</i>	<i>Below 999</i>	<i>1000 - 4999</i>	<i>5000 - 9999</i>	<i>10000 - 19999</i>	<i>20000 - 34999</i>	<i>35000 - 49999</i>	<i>50000 - 84999</i>	<i>85000 above</i>	<i>Total</i>
<i>(1)</i>	<i>(2)</i>	<i>(3)</i>	<i>(4)</i>	<i>(5)</i>	<i>(6)</i>	<i>(7)</i>	<i>(8)</i>	<i>(9)</i>	<i>(10)</i>
<b>Upto 5 Yrs.</b>									
<i>NO</i>	95	92	8	1	4	13	1	1	215
<i>GRT</i>	30413	192607	53154	11246	125160	574339	81334	165319	1233572
<b>6 to 10 Yrs.</b>									
<i>NO</i>	127	81	12	1	22	14	12	4	273
<i>GRT</i>	35190	165418	99080	19785	685691	602618	788465	506452	2902699
<b>11 to 15 Yrs.</b>									
<i>NO</i>	73	38	7	1	14	7	13	3	156
<i>GRT</i>	22401	86866	53628	12993	410643	284149	866344	471678	2208702
<b>16 to 20 Yrs.</b>									
<i>NO</i>	85	34	9	5	21	8	14	1	177
<i>GRT</i>	23728	63327	68678	76539	533699	318879	983674	157814	2226338
<b>Above 20 Yrs.</b>									
<i>NO</i>	288	133	23	32	42	18	13	1	550
<i>GRT</i>	100078	303719	155082	463932	1089703	724786	852179	91651	3781130
<b>TOTAL</b>									
<i>NO</i>	668	378	59	40	103	60	53	10	1371
<i>GRT</i>	211810	811937	429622	584495	2844896	2504771	3571996	1392914	12352441

*Table 1.9*

*Tonnage of Indian Fleet- By company as on 31st December, 2017*

<i>Sl No</i>	<i>Name of the Company</i>	<i>No. of Vessels</i>	<i>Total GRT</i>	<i>Total DWT</i>
<i>(1)</i>	<i>(2)</i>	<i>(3)</i>	<i>(4)</i>	<i>(5)</i>
1	A.K. SHIP MGMT.& SERVICES	1	374	147
2	A.K. SHIPPING PVT LTD.	2	4920	5984
3	ABG SHIPPING LTD.	2	3748	5259
4	ABRAO SHIPPING LINES P. LTD.	1	15929	22026
5	ABS MARINE SERVICES PVT. LTD.	1	1995	1700
6	ABYSS OFFSHORE, MUMBAI	1	78	0
7	ACADEMY OF MARINE EDUCATION & TRAINING	1	16546	0
8	ACE RESOURCES & SOLUTION PVT. LTD.	1	1986	3500
9	ADANI PORT LTD.	6	2480	1130
10	ADEL SHIPPING & LOGISTICS LTD.	2	972	252
11	ADMN. OF U.T. OF LAKSHSDWEEP	21	39749	8007
12	AEGIS BUSINESS LTD.	1	30447	52261
13	AERO SHIPPING SERVICES	1	18	0
14	AEROMARINE EQUIPMENT SUPPLY PVT. LTD	1	15	0
15	AFFABLE FISHERIES PVT. LTD.	1	281	0
16	AHILIBAI SARDESAI MINING & EARTHMOVING	1	2257	0
17	AJWA LOGISTICS PVT. LTD.	1	121	0
18	ALBATROSS MARINE SERVUCES	1	1864	2117
19	ALBATROSS SH. LTD.	1	273	214
20	ALBATROSS SHIPPING AGENCIES	1	1310	1809
21	ALISHA A & BEGUM H	1	178	0
22	ALL CARGO SHIPPING CO. LTD.	1	6209	0
23	AMBUJA CEMENT	10	23782	30460
24	AMIC TECHNOCONS LTD.	1	199	350
25	AMIT SHIP MANAGEMENT LTD.	2	764	0
26	AMMA LINES LTD.	1	11625	16500
27	ANDAMAN & NICOBAR ADMINISTRATION	15	70993	28061
28	ANDAMAN LAKSHADWEEP ADMINISTRATION	2	671	157

*Table 1.9 (Contd....)*

*Tonnage of Indian Fleet- By company as on 31st December, 2017*

<i>Sl No</i>	<i>Name of the Company</i>	<i>No. of Vessels</i>	<i>Total GRT</i>	<i>Total DWT</i>
<i>(1)</i>	<i>(2)</i>	<i>(3)</i>	<i>(4)</i>	<i>(5)</i>
29	ANDAMAN LAKSHWADEEP HARBOUR WORKS	1	469	0
30	ANJAN SHIPPING PVT. LTD.	1	382	112
31	APEEJAY CHARTER PVT. LTD	1	39	0
32	APEEJAY SHIPPING LTD.	8	280656	433326
33	ARC MARINE PVT LTD	6	2129	1961
34	ARCADIA SHIPPING CO. LTD.	2	57159	102400
35	ARDESHIR & CURSETJEE LTD.	2	207	0
36	ARKAY LOGISTICS LTD.	1	482	0
37	ARKEY SEA LOGISTICS LTD.	7	10358	9113
38	ARYA SHIP CHARTERES PVT. LTD	3	144100	261959
39	ARYA TANKERS PVT. LTD.	2	51262	80435
40	ARYA VOYAGERS PVT. LTD.	1	22181	35024
41	ASIAN MARINE SUPPLIER	1	104	0
42	ASIANOL SHIPPING LTD.	2	3248	5758
43	ASM SHIPPING LTD.	1	18101	30990
44	ASSOCIATED MARITIME PVT. LTD.	1	1090	2052
45	ATLANTIC SHIPPING PVT. LTD	2	4173	5622
46	ATLAS OFFSHORE SERVICES PVT. LTD.	1	297	1018
47	AYSHA SHIPPING COMPANY, A&N ISLANDS	1	320	0
48	B.DEVCHAND & SONS SHIPPING P. LTD	1	1395	2200
49	BAKER HUGHES OILFIELD SERVICES INDIA PVT.	1	3753	0
50	BALLAST HAM DREDGING INDIA PVT LTD.	1	467	0
51	BANGAR SHIPPING & LOGISTICS	1	4317	4497
52	BAPUS SHIPPING JAMNAGAR PVT. LTD.	2	275	0
53	BHAMBHANI SHIPPING PVT. LTD.	3	3759	5200
54	BHARAT CHEMICAL	1	1299	1500
55	BHARAT HOTEL LTD.	1	37	0
56	BHARAT MARINES CO. INDIA LTD CHENNAI	1	6013	8447

**Table 1.9 (Contd....)**

**Tonnage of Indian Fleet- By company as on 31st December, 2017**

<b>Sl No</b>	<b>Name of the Company</b>	<b>No. of Vessels</b>	<b>Total GRT</b>	<b>Total DWT</b>
<b>(1)</b>	<b>(2)</b>	<b>(3)</b>	<b>(4)</b>	<b>(5)</b>
57	BHARATI MARITIME SERVICES PVT. LTD.	1	144	119
58	BHOIR SAND & ALLIED INDUS. PVT. LTD.	2	461	0
59	BIZCARE SERVICES PVT. LTD.	1	202	0
60	BLUE OCEAN SEA TRANSPORT LTD	1	396	596
61	BLUEFIN MARINE INDUSTRIES	1	108	0
62	BOMBAY MARINE ENGG. WORKS LTD.	1	499	700
63	BOTHRA SHIPPING SERVICES PVT. LTD.	1	2527	4500
64	BOXMOOR SHIPPING PVT. LTD.	1	4337	7170
65	BULK TAINER SHIPPING LTD.	2	7944	9124
66	CAMBAY MARINE INT. PVT. LTD.	1	456	442
67	CAN OFF-SHORE PVT. LTD.	5	2865	3164
68	CANARA MOTOR LAUNCH SERVICES	1	70	0
69	CASTLE SHIPS PVT. LTD.	3	10644	10001
70	CHAMBAL FERTILIZERS & CHEMICAL	2	112124	201913
71	CHANDRA SHIP MANAGEMENT PVT. LTD.	3	944	0
72	CHENNAI PORT TRUST	11	6989	0
73	CHOWGULE & COMPANY PVT. LTD.	3	4722	5754
74	CHOWGULE STEAMSHIPS CO. LTD.	1	19785	32080
75	COAST LINE SERVICES (INDIA) PVT. LTD.	4	4355	6352
76	COASTAL MARINE COAST & ENGG. LTD.	6	5381	3345
77	COASTAL SEAWAYS (ISLAND) PVT. LTD.	1	255	50
78	COCHIN PORT TRUST	5	3954	2308
79	COMPASS SHIPPING AGENCY	1	195	0
80	CONTINENTAL RADIANCE OFFSHORE LTD	2	4602	3366
81	COUNCIL OF SCIENTIFIC & INDUSTR. RESEARC	1	2661	800
82	CRAFTWAY ENGINEERS LTD.	2	144	0
83	CREATIVE GAMING SOLUTIONS PVT. LTD.	1	2544	0
84	CROWN MARITIME CO. LTD.	1	264	0

*Table 1.9 (Contd....)*

*Tonnage of Indian Fleet- By company as on 31st December, 2017*

<i>Sl No</i>	<i>Name of the Company</i>	<i>No. of Vessels</i>	<i>Total GRT</i>	<i>Total DWT</i>
<i>(1)</i>	<i>(2)</i>	<i>(3)</i>	<i>(4)</i>	<i>(5)</i>
85	CRYSTAL SHIPPING	1	172	51
86	D.G.LIGHT HOUSES & LIGHTSHIPS	4	5948	3108
87	DAMANIA SHIPPING LTD.	1	481	45
88	DAMODAR MARINE SERVICE	1	487	737
89	DANIEL ENG. WORKS & SHIP REPAIRS	1	850	1000
90	DELMAR OFFSHORE SERVICES P. LTD.	2	258	176
91	DELTA MARITME & INDUS. SKILL TRNG INST. P.	2	232	0
92	DEPARTMENT OF OCEAN DEVELOPMENT	3	4582	1605
93	DEPT. OF ANIMAL HUSBANDRY & DAIRYING	1	785	0
94	DESHPRABHU RESOURCES, GOA	1	1320	0
95	DHARTI DREDGING & INFRA. LTD.	1	259	281
96	DIPLOMAT MARINE	1	1221	1149
97	DIR. OF PORTS, THIRUANANTHAPURAM	1	157	113
98	DIR. OF SHIPPING SERVICES, PORT BLAIR	1	124	9
99	DIRECTOR OF SHIPPING SERVICES, A&N	4	2189	500
100	DOEHLE DANUATIC (I) PVT. LTD.	1	28226	45999
101	DOLPHIN OFFSHORE LTD.	7	2254	1377
102	DREDGING CORPORATION OF INDIA LTD.	17	84918	60372
103	DUKE OFFSHORE LTD.	2	226	38
104	E.N. PVT. LTD.	2	148	0
105	EASTERN BULK CO.LTD.	1	2612	3578
106	EASTERN NAVIGATION PVT. LTD.	3	1227	1378
107	EASTERN WATERWAYS PVT. LTD.	1	69	23
108	ELEKTRONIK LAB	1	931	0
109	ELLON HINENGO LTD.	5	4274	7772
110	EPSOM SHIPPING (I)PVT LTD.	1	3467	4141
111	ESSAR BULK TERMINALS LTD	1	4382	5236
112	ESSAR CONSTRUCTION (INDIA) LIMITED	1	97	136

*Table 1.9 (Contd....)*

*Tonnage of Indian Fleet- By company as on 31st December, 2017*

<i>Sl No</i>	<i>Name of the Company</i>	<i>No. of Vessels</i>	<i>Total GRT</i>	<i>Total DWT</i>
<i>(1)</i>	<i>(2)</i>	<i>(3)</i>	<i>(4)</i>	<i>(5)</i>
113	ESSAR LOGISTICS LTD.	5	1564	611
114	ESSAR SH. PORT & LOGISTICS LTD.	1	149274	281396
115	ESSAR SHIPPING LTD.	14	230465	274217
116	ESSAR STEEL LTD.	1	293	0
117	EVERETT (INDIA) PVT. LTD.	1	2305	3388
118	EVERSUN SPARKLE	1	262	78
119	FINOLEX INDUSTRIES LTD.	1	204	144
120	FIRST OIL & GAS SERVICES P. LTD	1	2568	2105
121	FIVE STAR BULK CARRIERS PVT LTD	4	205881	228434
122	FLAGSHIP MARINE INDIA PVT. LTD.	1	1233	2000
123	FOMENTO RESOURCES PVT. LTD	1	2148	0
124	FUGRO SURVEY (I) PVT. LTD.	1	494	509
125	GAL OFFSHORE SHIPPING CO. LTD.	1	640	0
126	GALLEON SHIPPING LTD.	2	3184	4352
127	GARUDA CARRIERS & SHIPPING(P) LTD.	3	4593	7636
128	GARWARE OFFSHORE SERVICES LTD	5	9194	10881
129	GATI COAST TO COAST	2	10086	12763
130	GATI LTD	2	11422	15541
131	GAUTAM FREIGHT LTD.	1	298	405
132	GENERAL MARINE SERVICES	1	252	0
133	GEOLOGICAL SURVEY OF INDIA LTD.	4	9493	5694
134	GLOBAL OFFSHORE SERVICES LTD	2	4474	5260
135	GLOBAL UNITED SHIPPING INDIA PVT. LTD.	6	180281	238102
136	GLORY SHIP MANAGEMENT PVT. LTD.	7	2979	2105
137	GOA COASTAL RESORTS & RECREATION PVT. L	1	3546	320
138	GOA GULF CLUB PVT. LTD.	1	2394	0
139	GOA SHIPYARD LTD.	1	121	0
140	GODREJ & BOYCE MFG. LTD.	1	22	4

*Table 1.9 (Contd....)*

*Tonnage of Indian Fleet- By company as on 31st December, 2017*

<i>Sl No</i>	<i>Name of the Company</i>	<i>No. of Vessels</i>	<i>Total GRT</i>	<i>Total DWT</i>
<i>(1)</i>	<i>(2)</i>	<i>(3)</i>	<i>(4)</i>	<i>(5)</i>
141	GOOD EARTH MARITIME LTD.	1	31734	55882
142	GOVERNMENT OF KERALA	1	402	0
143	GREAT EASTERN SHIPPING CO. LTD.	50	2212695	3584536
144	GREAT OFFSHORE LTD.	28	36841	41021
145	GREAT SEA SHIPPING (P) LTD.	1	756	1000
146	GREAT SHIP (INDIA) LTD.	16	41907	29193
147	GREAT UNITED ENERGY PVT. LTD.	1	2145	0
148	GREENWICH SHIPPING	1	1484	2287
149	GU CRUDE CARRIERS PVT. LTD.	1	79751	152923
150	GUJARAT ADANI PORT	2	472	35
151	GUJARAT MARITIME BOARD LTD.	18	2753	194
152	HAL OFFSHORE LTD	2	5788	6657
153	HAUERS LINES LTD.	1	298	957
154	HEDE FERROMINAS(P) LTD.	2	1332	1686
155	HEMANT PARASHRAM JETHALIYA	1	374	147
156	HIND OFFSHORE	12	17083	11027
157	HINDUSTAN MARINE CARRIERS	1	1250	0
158	HOLLY OFFSHORE LOGISTICS	1	223	0
159	HOTEL LEELA VENTURE LTD	1	722	0
160	I MARINE INFRATECH (I) PVT. LTD.	3	700	180
161	IGOPL OFFSHORE PVT. LTD.	1	3700	1909
162	IMPERIAL CLASSIC SHIPPING LTD.	1	1359	0
163	INDIAN OCEAN SHIPPING PVT. LTD.	2	50306	78425
164	INDIAN ROADLINES	1	197	118
165	INDUS MARINE PVT. LTD.	1	129	0
166	INTEGRITY SHIPS PVT. LTD	1	4526	8080
167	INTERNATIONAL SEAPORT DREDGING PVT LTD.	1	7905	12948
168	ISPAT INDUSTRIES LTD.	2	17411	29212

*Table 1.9 (Contd....)*

*Tonnage of Indian Fleet- By company as on 31st December, 2017*

<i>Sl No</i>	<i>Name of the Company</i>	<i>No. of Vessels</i>	<i>Total GRT</i>	<i>Total DWT</i>
<i>(1)</i>	<i>(2)</i>	<i>(3)</i>	<i>(4)</i>	<i>(5)</i>
169	ITT LINES PVT. LTD.	3	5145	6974
170	ITT SHIPPING PVT. LTD.	3	3594	3374
171	J.D. LOGISTICS	2	156	0
172	JADWET TRADING COMPANY	1	40	0
173	JAISU SHIPPING CO. LTD.	10	18652	8758
174	JAWAHARLAL NEHRU PORT TRUST	7	1114	0
175	JAYESH SHIPPING PVT LTD.	4	3534	3297
176	JINDAL ITF LTD.	17	59191	104056
177	JINDAL WATERWAYS LTD.	5	31456	30169
178	JMD SHIPPING SERVICES	1	41	0
179	JSW JAIGARH PORT LTD.	3	1404	921
180	K LINE (INDIA) SHIPPING PVT. LTD.	1	33096	58849
181	K. RAGHU PATHI RAO (RAGHU)	1	65	0
182	K.B. SHIPPING & COMPANY	1	107	69
183	K.C.MARITIME (I) LTD.	1	11262	0
184	K.DESAI & COMPANY	1	181	0
185	K.G. OFFSHORE SERVICES PVT. LTD.	1	417	0
186	KALSUBAI SHIPPING & OFFSHORE P. LTD.	1	2072	2370
187	KANDLA PORT TRUST	11	1973	663
188	KARINA TOURISM & ADVENTURES PVT. LTD.	1	338	47
189	KEI-RSOS MARITIME LTD.	16	6408	4555
190	KIN-SHIP SERVICES PVT. LTD.	1	4317	4499
191	KMEW OFFSHORE PVT. LTD.	1	113	15
192	KNK SHIP MANAGEMENT	2	889	226
193	KOLKATTA PORT TRUST	12	16329	11742
194	KONDO SYOKAI LEISURE INDIA PVT	1	21	6
195	KRISHNA MARITECH	1	3133	4354
196	KSINC	1	135	0

*Table 1.9 (Contd....)*

*Tonnage of Indian Fleet- By company as on 31st December, 2017*

<i>Sl No</i>	<i>Name of the Company</i>	<i>No. of Vessels</i>	<i>Total GRT</i>	<i>Total DWT</i>
<i>(1)</i>	<i>(2)</i>	<i>(3)</i>	<i>(4)</i>	<i>(5)</i>
197	L & T SAPURA SHIPPING PVT. LTD.	1	30628	0
198	LAKSHADWEEP DEVELOPMENT CORPN. LTD.	2	964	387
199	LAKSHADWEEP HARBOUR WORKS, COCHIN	1	75	0
200	LAL ASHOK KUMAR HARIDAS & LAL JITENDRA K	1	181	115
201	LEWEK ALTER SHIPPING	2	6216	0
202	LIFT & SHIFT INDIA PVT. LTD.	2	446	0
203	LMCS MARITIME PVT. LTD.	2	157690	301418
204	M. GANGADHAR RAO	1	36	0
205	M. PALLONJI LOGISTICS PVT. LTD.	6	44369	113477
206	M. PALLONJI SHIPPING PVT. LTD.	2	40559	76775
207	M.P. RECYCLING CO. PVT. LTD.	1	20378	29990
208	MAHESH ENTER.& INFRA INDIA P. LTD.	1	18	0
209	MAJU MARINE SERVICE	1	322	500
210	MAK LOGISTICS PVT. LTD.	5	3589	4200
211	MARIA OFFSHORE INTERNATIONAL LLP	1	1079	880
212	MARINE INFRASTRUCTURE LTD.	1	2148	0
213	MEENAKSHI FISHING & TRADING CO.	2	608	132
214	MERCATOR LTD.	22	681595	1083678
215	MODEST INFRASTRUCTURE LTD.	1	1226	0
216	MODEST OFFSHORE SERVICES LTD.	1	66	0
217	MOHAMMED REFIQUE, A&N ISLANDS	1	342	0
218	MOHD. MUBEEN AKHTAR HUSSIN MERCHANT	1	472	700
219	MORMUGAO PORT TRUST	3	456	0
220	MRS. ISHRAT JAHAN W/O MR. RIAZ KHAN	1	140	15
221	MUMBAI PORT TRUST	7	2648	0
222	MUNDRA PORT AND SPECIAL ECONOMIC ZONE	13	5709	1817
223	MUSTAN TAHDERBHAI KHANBHAI	1	1310	1817
224	N.S. GUZDER & COMPANY LTD.	1	498	0

*Table 1.9 (Contd....)*

*Tonnage of Indian Fleet- By company as on 31st December, 2017*

<i>Sl No</i>	<i>Name of the Company</i>	<i>No. of Vessels</i>	<i>Total GRT</i>	<i>Total DWT</i>
<i>(1)</i>	<i>(2)</i>	<i>(3)</i>	<i>(4)</i>	<i>(5)</i>
225	NATIONAL INSTITUTE OF OCEAN TECHNOLOGY	2	5927	407
226	NATIONAL INSTITUTE OF OCEANOGRAPHY, GO	2	4863	1497
227	NATWAR PAREKH INDUSTRIES	1	956	1386
228	NAUTEX MARITIME PVT. LTD	1	174	0
229	NAVAYUGA ENGINEERING CO. LTD	2	11127	14794
230	NAWAZ SHIPPING	1	197	118
231	NETINCON LOGISTICS PVT. LTD	3	7754	9600
232	NEW ERA SHIPPING LTD. GOA	2	3186	4320
233	NEW MANGALORE PORT TRUST	3	1220	337
234	NIKHIL KUMAR DHALI	1	189	0
235	OCEAN DIVING CENTRE LTD	1	380	593
236	OCEAN SPARKLE LTD.	65	30034	13106
237	OFFSHORE INTERNATIONAL LOGISTICS	1	229	0
238	OIL & NATURAL GAS COMM. LTD.	23	65535	50782
239	ORIENT EXPRESS SHIP MANAGEMENT	2	25544	34309
240	ORION AGENCIES LTD.	1	1188	1856
241	ORION MARITIME PVT. LTD.	2	598	533
242	ORION OFFSHORE SERVICES PVT LTD.	2	720	543
243	P. SURYA RAO	1	59	0
244	PALLONI PVT. LTD.	1	1926	3150
245	PARADIP PORT TRUST	1	284	691
246	PARKKOT MARITIME AGENCIES	3	3784	2048
247	PCL SHIPPING PVT. LTD	1	38877	75477
248	PEARL SHIPS LTD.	1	23797	39316
249	PFS SHIPPING INDIA LTD.	5	75817	139080
250	PIDILITE IND. LTD.	1	45	14
251	PIL (INDIA) PVT. LTD	1	7683	10728
252	PILLONJI LOGISTICS LTD.	5	7688	12340

*Table 1.9 (Contd....)*

*Tonnage of Indian Fleet- By company as on 31st December, 2017*

<i>Sl No</i>	<i>Name of the Company</i>	<i>No. of Vessels</i>	<i>Total GRT</i>	<i>Total DWT</i>
<i>(1)</i>	<i>(2)</i>	<i>(3)</i>	<i>(4)</i>	<i>(5)</i>
253	POLESTAR MARITIME LTD.	16	5221	2018
254	POOMPUHAR SHIPPING COPN. LTD.	2	55985	79975
255	PRAGATI MARINE SERVICES PVT. LTD.	1	476	202
256	PRANIK SHIPPING & SERVICES LTD.	1	1874	2849
257	PRATIBHA SHIPPING LTD.	9	281543	470120
258	PRATISHTHA MARINE SERVICES P. LTD	1	163	107
259	PRINCE MARINE TRANSPORT SERVICES	10	4722	1172
260	PROFESSIONAL SHIP MGT. PVT. LTD.	1	94	14
261	PROSPECTS SHIPPING PVT LTD.	1	14441	17550
262	QK MARINE SERVICES PVT. LTD.	1	470	284
263	R. M. SHIPPING PVT. LTD.	8	223	20
264	RADIANT SHIPPING LTD.	4	90551	149366
265	RAJ SHIPPING AGENCIES LTD.	10	9809	10709
266	RAJMAHENDRI OIL FIELD SERVICES P LTD.	2	183	0
267	RAMESH BABA SUVAMA	1	314	0
268	RAREFIELD SHIPPING PVT. LTD.	1	7662	0
269	REACON ENGINEERS(INDIA) PVT. LTD.	3	845	2290
270	RELIANCE INDUSTRIES LTD.	27	17165	12541
271	RESHAMSINGH & CO. PVT LTD.	2	298	0
272	RIPLEY OFFSHORE PVT. LTD.	1	191	102
273	RSOS - R.K.KATADI	1	55	31
274	S. SURYA RAO	1	159	0
275	S.K.S. SHIP LTD.	2	24	0
276	S.R. OFFSHORE P. LTD.	4	3380	2060
277	S.S. OFFSHORE PVT. LTD.	4	3249	3741
278	SADHAV SHIPPING LTD.	6	6379	6356
279	SADHNA TECH. WORKS PVT. LTD.	1	193	0
280	SAFE & SURE MARINE INT. PVT. LTD.	2	1931	3021

*Table 1.9 (Contd....)*

*Tonnage of Indian Fleet- By company as on 31st December, 2017*

<i>Sl No</i>	<i>Name of the Company</i>	<i>No. of Vessels</i>	<i>Total GRT</i>	<i>Total DWT</i>
<i>(1)</i>	<i>(2)</i>	<i>(3)</i>	<i>(4)</i>	<i>(5)</i>
281	SAHARA INDIA TOURISM DEV. CORPN. LTD	1	35143	4514
282	SAHARA SHIPPING PVT. LTD	1	78	24
283	SAI SHIPPING COMPANY P. LTD.	1	13066	20567
284	SAIBHYA SHIPPING AGRO-MARINE P. LTD	1	267	100
285	SAKTHI SHIPPING SERVICES (I) PVT. LTD.	2	4163	5841
286	SALGAOCAR MINING LTD.	2	35175	58918
287	SALGAONKAR ENGINEERS PVT. LTD.	1	12519	17529
288	SAMBHULINGAM MARINE SERVICES	1	317	0
289	SAMRAT ASIA MARITIME LTD.	1	1874	2350
290	SAMSON MARITIME LTD.	21	30734	21531
291	SAMUDERA BHART FEEDER PVT. LTD.	1	4455	6555
292	SAMUDRIKA LOGISTICS PVT. LTD.	1	275	290
293	SAN MARINE	1	174	0
294	SANGHI INDUSTRIES LTD.	2	7044	8800
295	SANMAR SHIPPING LTD.	5	145298	248980
296	SARAT CHATTERJEE & CO. (V)P. LTD	2	46589	86028
297	SAURASHTRA FUELS PVT. LTD.	2	3672	5560
298	SCI FORBES LIMITED	4	34500	52489
299	SEA RIDES SHIP MANAGEMENT	1	1011	1142
300	SEA SPARKLE HARBOUR SERVICES LTD	4	1277	558
301	SEABON DNV MARINE P. LTD.	1	72	16
302	SEABRIDGE MARITIME AGENCIES PVT. LTD.	1	125	0
303	SEAGULL DREDGING PVT. LTD. MUMBAI	1	71	0
304	SEALAND SHIPPING & EXPORTS PVT.LTD.	1	2233	3881
305	SEALION SPARKLE MARITIME SERVI	5	1330	394
306	SEALION SPARKLE PORT & TERMINAL SERVICE	1	472	0
307	SEAPORT LOGISTICS PVT. LTD	4	29820	45758
308	SEASHORES INFRA LOGISTICS	1	269	115

*Table 1.9 (Contd....)*

*Tonnage of Indian Fleet- By company as on 31st December, 2017*

<i>Sl No</i>	<i>Name of the Company</i>	<i>No. of Vessels</i>	<i>Total GRT</i>	<i>Total DWT</i>
<i>(1)</i>	<i>(2)</i>	<i>(3)</i>	<i>(4)</i>	<i>(5)</i>
309	SEASPAN SHIPPING LTD.	1	643	139
310	SEATRANS SHIPPING CORPN. LTD.	1	42	0
311	SEAWAYS OFFSHORE MARINE INDIA P LTD	1	458	362
312	SEAWAYS SHIPPING LIMITED	2	23996	28280
313	SESA GOA LTD.	1	46314	80000
314	SESA SHIPPING(P) LTD.	1	121	0
315	SESA STERLITE LTD.	1	5522	3519
316	SETHUSAMUDRAM CORP.TD., CHENNAI	10	263	0
317	SETRANS SHIPPING LTD.	1	249	184
318	SEVA SHIPPING	1	1783	2659
319	SEVEN ISLAND SHIPPING LTD	12	503314	900740
320	SHAHI SHIPPING LTD.	1	121	0
321	SHANTI SAGAR INT. DREDG. PVT. LTD.	5	14745	2616
322	SHANTI SHIPPING CO.(P) LTD	1	760	830
323	SHINY SHIPPING & LOGISTICS PVT.	2	2153	2734
324	SHIPPING CORPN. OF INDIA	75	3364018	5645247
325	SHIV SHIPPING SERVICES	1	1583	2000
326	SHIV VANI OIL & GAS EXPLORATION	1	174	46
327	SHIVA MARKETING LTD.	1	157	0
328	SHOFT INDUSTRIES PVT. LTD.	1	1207	1625
329	SHREE KRISHNA QUARRY PVT. LTD.	1	708	0
330	SHREE KRISHNA STEVEDORES P. LTD.	6	8881	13092
331	SHREE SAGAR STEVEDORE	1	1066	0
332	SHREE VARALAKSHMI OFFSHORE SERVICES	1	69	0
333	SHREEJI SHIPPING SERVICES (INDIA) LTD.	3	3139	3761
334	SHREYAS SHIPPING & LOGISTICS LTD	6	104517	135706
335	SHREYAS SHIPPING LTD.	8	120635	146045
336	SHRI ARVIND SHAH P/O AECADIA	1	69	0

*Table 1.9 (Contd....)*

*Tonnage of Indian Fleet- By company as on 31st December, 2017*

<i>Sl No</i>	<i>Name of the Company</i>	<i>No. of Vessels</i>	<i>Total GRT</i>	<i>Total DWT</i>
<i>(1)</i>	<i>(2)</i>	<i>(3)</i>	<i>(4)</i>	<i>(5)</i>
337	SHRI DWARAMPUDI TIRAPAYYAREDDY	1	91	55
338	SHRI K. VIJAY GOPAL	2	134	14
339	SHRI KATADI JANAKIRAM	1	160	0
340	SHRI MAHENDRASINH KIRITSINH GOHIL	1	303	246
341	SHRI MANKESHWAR MECHANICAL SERVICES	1	62	0
342	SHRI RASHED AHMED MUJAWAR PROPRIETOR	1	1398	2213
343	SHRI SANGANI V.V.K. RAO	1	91	55
344	SHRI VIJAY KANTILAL SANGHVI	1	107	0
345	SICAL LOGISTICS LTD.	1	7594	10500
346	SICAL SHIPPING LIMITED.	1	11712	17465
347	SIMA MARINE (INDIA) PVT. LTD.	2	51070	67845
348	SINDHU MARINE	4	918	116
349	SOUTH EAST ASIA MARINE ENGG. & CONST. LT	5	43301	44710
350	SPARKLE PORT SERVICES LTD.	4	1922	0
351	SPARKLE TERMINAL & TOWAGE SER. LTD.	4	1976	1187
352	SRI GANESH DURGA MARINE SERVICES	1	75	0
353	SRI V. JESWARYAMBICA BARGE SUPPLIERS	1	78	0
354	SRI VARI LOGISTICS (I) LTD.	2	1310	0
355	STAR MARINE SERVICES	1	50	0
356	STAR SHIPPING LTD.	1	187	239
357	STEADFAST SHIPPING PVT. LTD.	1	782	997
358	SULA SHIPPING & LOGISTICS PVT. LTD.	1	40504	0
359	SUNRISE MARINE SERVICES	4	586	469
360	SUPER TUG OFFSHORE SERVICES PVT LTD.	2	509	573
361	SUPER TUG OFFSHORE SERVICES PVT. LTD.	1	356	0
362	SUPREME HYDRO ENGG. PVT. LTD.	1	3375	2314
363	SUPREME MARINES	1	75	0
364	SVITZER WIJAMNLLER HAZIRA PVT LTD.	2	1357	250

*Table 1.9 (Contd....)*

*Tonnage of Indian Fleet- By company as on 31st December, 2017*

<i>Sl No</i>	<i>Name of the Company</i>	<i>No. of Vessels</i>	<i>Total GRT</i>	<i>Total DWT</i>
<i>(1)</i>	<i>(2)</i>	<i>(3)</i>	<i>(4)</i>	<i>(5)</i>
365	SVS MARINE SERVICES (P) LTD.	7	8463	10563
366	SVUL PROJECT LTD.	2	226	0
367	SYNERGY OFFSHORE SERVICES	1	189	125
368	TAG OFFSHORE LTD.	22	63812	58805
369	TAG SEA LOGISTICS LTD	6	5229	5179
370	TARUN SHIPPING & INDUSTRIES LTD.	2	1978	2172
371	TCI SEAWAYS LTD.	6	28992	35715
372	TEBMA TEAM LTD.	1	151	0
373	THE CHAIRMAN, V.O.C PT,TUTICORIN	1	48	0
374	THE INDIA CEMENT LTD., CHENNAI	2	54057	103602
375	THE PRESIDENT OF INDIA	1	2477	1500
376	THE PRESIDENT OF INDIA, UT OF LAKSHADWEE	5	1152	72
377	TIMBLO PVT LTD.	1	7594	12207
378	TIME TRADER	1	113	0
379	TM HARBOUR SERVICES PVT. LTD.	3	1396	0
380	TOLANI SHIPPING CO. LTD.	6	224997	336023
381	TRANS ASIAN SHIPPING SERVICES	3	30807	30255
382	TRANSCOASTAL CARGO & SHIPPING	2	17144	21745
383	TRANSPORT CORPN. OF INDIA.	1	300	710
384	TRANSTAR MARINE & OFFSHORE SERVICES	2	1255	0
385	TRITON MARITIME PVT. LTD.	3	2792	1575
386	TRITON OVERWATER TPT. AGENCY LTD.	2	70	0
387	TULSHYAN SHIPPING & OFFSHORE P. LTD	1	2095	2374
388	TUTICORIN PORT TRUST	3	850	0
389	U. T. OF LAKSHADWEEP	2	6117	1200
390	UNION OF INDIA (MOST)	1	1552	370
391	UNITED SHIPPERS LTD.	8	9595	10751
392	UNITED SHIPPING LTD.	1	1063	1750

*Table 1.9 (Contd....)*

*Tonnage of Indian Fleet- By company as on 31st December, 2017*

<i>Sl No</i>	<i>Name of the Company</i>	<i>No. of Vessels</i>	<i>Total GRT</i>	<i>Total DWT</i>
<i>(1)</i>	<i>(2)</i>	<i>(3)</i>	<i>(4)</i>	<i>(5)</i>
393	UTL, KAVARTHI	1	5939	0
394	V.S. MARINE SERVICE	1	165	125
395	VAMSEE SHIPPING CARRIER PVT. LTD	2	1495	2238
396	VAN OORD INDIA PVT. LTD.	3	21315	29783
397	VARUN GAS LOGISTICS PVT. LTD.	1	47156	54826
398	VARUN RESOURCES LTD	1	23878	27200
399	VARUN SHIPPING LTD.	7	269868	401656
400	VEDANT SHIP MGMT	1	91	0
401	VIKRAM SHIPPING LTD.	2	482	98
402	VINAYAK MARINE SERVICES PVT LTD.	4	655	180
403	VINDHYAWASHINI MARINE SERVICES PVT. LTD.	1	183	50
404	VISAKHAPATNAM PORT TRUST	14	6035	0
405	VNS OFF-SHORE SERVICES CO. LTD.	1	132	192
406	VOSTA LMG INDIA PVT. LTD.	3	6939	5098
407	VSSR SHIPPING CO.	1	191	0
408	WATERWAYS SHIPYARD PVT LTD.	2	3507	3862
409	WELSPUN MAXSTEEL LTD.	7	12574	20321
410	WEST ASIA MARITIME LTD.	2	63590	114969
411	WHITE SAND, HOWRAH	1	25	0
412	YAR SHIPPING & CATERING PVT. LTD.	1	307	0
413	YOGI SEAWAYS PVT. LTD	1	690	844
414	YOJAKA (INDIA) PVT. LTD.	2	77	0
415	ZEN SHIPPING & PORTS INDIA PVT. LTD.	2	14251	24283
	<b>TOTAL</b>	1371	12352441	18792107

**Table 1.10**  
**Net Addition to Indian Fleet (During the Year 2017)**

<i>Shipping Company/Shipowner</i>	<i>Ships Acquired</i>			<i>Ships Sold/Scrapped</i>			<i>Net Addition</i>	
	<i>No.</i>	<i>GRT</i>	<i>Type</i>	<i>No.</i>	<i>GRT</i>	<i>Type</i>	<i>No.</i>	<i>GRT</i>
<i>(1)</i>	<i>(2)</i>	<i>(3)</i>	<i>(4)</i>	<i>(5)</i>	<i>(6)</i>	<i>(7)</i>	<i>(8)</i>	<i>(9)</i>
APEEJAY SHIPPING LTD.	1	38835	BC	0	0		1	38835
ALBATROSS MARINE SERVICES	1	1864	AHTS	0	0		1	1864
ALL CARGO SHIPPING CO. LTD.	0	0		1	4860	DRB	-1	-4860
	0	0		1	4897	DRB	-1	-4897
ANDAMAN LAKSHWADEEP HARBOUR WORKS	1	469	MOTS	0	0		1	469
ANDAMAN LAKSHADWEEP ADMINISTRATION	1	492	TUG	0	0		1	492
ALISHA A & BEGUM H	1	178	UTV	0	0		1	178
BOTHRA SHIPPING SERVICES PVT. LTD.	1	2527	GCS	0	0		1	2527
BHARAT CHEMICAL	1	1299	TANP	0	0		1	1299
BOXCO LOGISTICS INDIA PVT. LTD	0	0		1	7175	GCS	-1	-7175
CASTLE SHIPS PVT. LTD.	1	4839	PGER	0	0		1	4839
CHAMBAL FERTILIZERS & CHEMICAL	0	0		1	57144	TANC	-1	-57144
	0	0		1	57144	TANC	-1	-57144
	0	0		1	57144	TANC	-1	-57144
COASTAL MARINE COAST & ENGG. LTD.	1	1731	SV	0	0		1	1731
DELMAR OFFSHORE SERVICES P. LTD.	1	129	TUG	0	0		1	129
	1	129	TUG	0	0		1	129
DOLPHIN OFFSHORE LTD.	0	0		1	499	TUG	-1	-499
DREDGING CORPORATION OF INDIA LTD.	0	0		1	3613	DRED	-1	-3613
DUKE OFFSHORE LTD.	1	115	CREW	0	0		1	115
ELEKTRONIK LAB	1	931	MOTS	0	0		1	931
ERA SHIPPING PVT. LTD	0	0		1	7944	CS	-1	-7944
	0	0		1	4422	GCS	-1	-4422
ESSAR SHIPPING LTD.	0	0		1	30018	BC	-1	-30018
	1	38888	BC	0	0		1	38888
ESSAR SH. PORT & LOGISTICS LTD.	0	0		1	77182	DRB	-1	-77182

*Table 1.10 (Contd....)*

***Net Addition to Indian Fleet (During the Year 2017)***

<i>Shipping Company/Shipowner</i>	<i>Ships Acquired</i>			<i>Ships Sold/Scrapped</i>			<i>Net Addition</i>	
	<i>No.</i>	<i>GRT</i>	<i>Type</i>	<i>No.</i>	<i>GRT</i>	<i>Type</i>	<i>No.</i>	<i>GRT</i>
<i>(1)</i>	<i>(2)</i>	<i>(3)</i>	<i>(4)</i>	<i>(5)</i>	<i>(6)</i>	<i>(7)</i>	<i>(8)</i>	<i>(9)</i>
EASTERN NAVIGATION PVT. LTD.	1	1037	OCS	0	0		1	1037
	1	73	UTB	0	0		1	73
FLAGSHIP MARINE INDIA PVT. LTD.	1	1233	GCS	0	0		1	1233
GLOBAL UNITED SHIPPING INDIA PVT. LTD.	1	42341	LCAR	0	0		1	42341
	0	0		1	38530	TUG	-1	-38530
GREAT EASTERN SHIPPING CO. LTD.	1	44127	BC	0	0		1	44127
	1	32354	BC	0	0		1	32354
	1	30046	BC	0	0		1	30046
	1	22135	LCAR	0	0		1	22135
	1	57142	TANC	0	0		1	57142
	1	57249	TANC	0	0		1	57249
	1	81427	TANC	0	0		1	81427
	1	81427	TANC	0	0		1	81427
	1	29733	TANP	0	0		1	29733
	1	28823	TANP	0	0		1	28823
	1	78918	TANP	0	0		1	78918
GREAT SHIP (INDIA) LTD.	0	0		1	1969	SV	-1	-1969
GU CRUDE CARRIERS PVT. LTD.	0	0		1	27992	BC	-1	-27992
HIND OFFSHORE	1	2599	OFF	0	0		1	2599
IGOPL OFFSHORE PVT. LTD.	1	3700	SV	0	0		1	3700
INTEGRITY SHIPS PVT. LTD	1	4526	TANP	0	0		1	4526
JSW JAIGARH PORT LTD.	1	468	TUG	0	0		1	468
	1	468	TUG	0	0		1	468
K.B. SHIPPING & COMPANY	1	107	TUG	0	0		1	107
K LINE (INDIA) SHIPPING PVT. LTD.	1	33096	BC	0	0		1	33096
KNK SHIP MANAGEMENT	1	499	TUG	0	0		1	499

Table 1.10 (Contd....)

*Net Addition to Indian Fleet (During the Year 2017)*

<i>Shipping Company/Shipowner</i>	<i>Ships Acquired</i>			<i>Ships Sold/Scrapped</i>			<i>Net Addition</i>	
	<i>No.</i>	<i>GRT</i>	<i>Type</i>	<i>No.</i>	<i>GRT</i>	<i>Type</i>	<i>No.</i>	<i>GRT</i>
<i>(1)</i>	<i>(2)</i>	<i>(3)</i>	<i>(4)</i>	<i>(5)</i>	<i>(6)</i>	<i>(7)</i>	<i>(8)</i>	<i>(9)</i>
KMEW OFFSHORE PVT. LTD.	1	113	PL	0	0		1	113
LMCS MARITIME PVT. LTD.	1	78845	TANC	0	0		1	78845
MERCATOR LTD.	1	36698	BC	0	0		1	36698
	1	9640	DRED	0	0		1	9640
MEENAKSHI FISHING & TRADING CO.	1	259	PGER	0	0		1	259
NETINCON LOGISTICS PVT. LTD	1	2808	GCS	0	0		1	2808
OCEAN SPARKLE LTD.	1	492	TUG	0	0		1	492
	1	492	TUG	0	0		1	492
	1	471	TUG	0	0		1	471
	0	0		1	289	TUG	-1	-289
	1	471	TUG	0	0		1	471
PENINSULAR TANKERS PVT. LTD., MUMBAI	0	0		1	8228	TANC	-1	-8228
POLESTAR MARITIME LTD.	1	493	TUG	0	0		1	493
	1	473	TUG	0	0		1	473
	1	493	TUG	0	0		1	493
	1	494	TUG	0	0		1	494
POOMPUHAR SHIPPING COPN. LTD.	0	0		1	27999	DRB	-1	-27999
PRAGATI MARINE SERVIES PVT. LTD.	1	476	TUG	0	0		1	476
PRINCE MARINE TRANSPORT SERVICES	1	90	CREW	0	0		1	90
	0	0		1	639	OFF	-1	-639
RIPLEY OFFSHORE PVT. LTD.	1	191	TUG	0	0		1	191
RAJ SHIPPING AGENCIES LTD.	1	2656	SV	0	0		1	2656
SOUTH EAST ASIA MARINE ENGG. & CONST. LTD.	1	20969	BC	0	0		1	20969
S.R. OFFSHORE P. LTD.	0	0		1	1310	OFF	-1	-1310
SAMSON MARITIME LTD.	0	0		1	397	TUG	-1	-397
SANMAR SHIPPING LTD.	0	0		1	34312	DRB	-1	-34312

*Table 1.10 (Contd....)*

*Net Addition to Indian Fleet (During the Year 2017)*

<i>Shipping Company/Shipowner</i>	<i>Ships Acquired</i>			<i>Ships Sold/Scrapped</i>			<i>Net Addition</i>	
	<i>No.</i>	<i>GRT</i>	<i>Type</i>	<i>No.</i>	<i>GRT</i>	<i>Type</i>	<i>No.</i>	<i>GRT</i>
<i>(1)</i>	<i>(2)</i>	<i>(3)</i>	<i>(4)</i>	<i>(5)</i>	<i>(6)</i>	<i>(7)</i>	<i>(8)</i>	<i>(9)</i>
SANMAR SHIPPING LTD.	0	0		1	38560	DRB	-1	-38560
	1	28048	TANP	0	0		1	28048
SANGHI INDUSTRIES LTD.	1	3522	BC	0	0		1	3522
	1	3522	BC	0	0		1	3522
SEVEN ISLAND SHIPPING LTD	1	157814	TANC	0	0		1	157814
	1	27645	TANC	0	0		1	27645
SHIPPING CORPN. OF INDIA	0	0		1	21963	CCON	-1	-21963
	1	3616	SV	0	0		1	3616
	1	3306	SV	0	0		1	3306
	1	81084	TANC	0	0		1	81084
SHREE KRISHNA STEVEDORES P. LTD.	1	1269	GCS	0	0		1	1269
SADHAV SHIPPING LTD.	1	70	RS	0	0		1	70
SEAPORT LOGISTICS PVT. LTD	1	26021	BC	0	0		1	26021
SHREYAS SHIPPING & LOGISTICS LTD	1	25369	CS	0	0		1	25369
	1	9956	CS	0	0		1	9956
	1	12993	GCS	0	0		1	12993
SAMUDERA BHART FEEDER PVT. LTD.	1	4455	CS	0	0		1	4455
SHRI VIJAY KANTILAL SANGHVI	1	107	TUG	0	0		1	107
SHANTI SAGAR INT. DREDG. PVT. LTD.	1	8294	HOD	0	0		1	8294
SPARKLE TERMINAL & TOWAGE SER. LTD.	1	493	TUG	0	0		1	493
	1	495	TUG	0	0		1	495
	1	493	TUG	0	0		1	493
	1	495	TUG	0	0		1	495
SEVA SHIPPING	1	1783	BC	0	0		1	1783
SHOFT INDUSTRIES PVT. LTD.	1	1207	GCS	0	0		1	1207
S.S. OFFSHORE PVT. LTD.	1	2442	SV	0	0		1	2442

*Table 1.10 (Contd....)*

*Net Addition to Indian Fleet (During the Year 2017)*

<i>Shipping Company/Shipowner</i>	<i>Ships Acquired</i>			<i>Ships Sold/Scrapped</i>			<i>Net Addition</i>	
	<i>No.</i>	<i>GRT</i>	<i>Type</i>	<i>No.</i>	<i>GRT</i>	<i>Type</i>	<i>No.</i>	<i>GRT</i>
<i>(1)</i>	<i>(2)</i>	<i>(3)</i>	<i>(4)</i>	<i>(5)</i>	<i>(6)</i>	<i>(7)</i>	<i>(8)</i>	<i>(9)</i>
SHRI K. VIJAY GOPAL	1	40	MOTS	0	0		1	40
SIMA MARINE (INDIA) PVT. LTD.	1	25535	CS	0	0		1	25535
	1	25535	CS	0	0		1	25535
SHINY SHIPPING & LOGISTICS PVT.	1	764	TANP	0	0		1	764
SARAT CHATTERJEE & CO. (V) P. LTD	1	191	TUG	0	0		1	191
TCI SEAWAYS LTD.	1	9956	CS	0	0		1	9956
TAG OFFSHORE LTD.	1	1974	TUG	0	0		1	1974
	1	1969	SV	0	0		1	1969
	1	22650	TANP	0	0		1	22650
TUTICORIN PORT TRUST	0	0		1	377	PTMB	-1	-377
VARUN GAS LOGISTICS PVT. LTD.	1	47156	LCAR	0	0		1	47156
VAN OORD INDIA PVT. LTD.	1	12030	HOD	0	0		1	12030
VINDHYAWASHINI MARINE SERVICES PVT. LTD.	1	183	CREW	0	0		1	183
VOSTA LMG INDIA PVT. LTD.	1	2313	AHTS	0	0		1	2313
	1	2313	SV	0	0		1	2313
	1	2313	SV	0	0		1	2313
TOTAL	95	1441999		25	514607		70	927392

**Table 1.11****List of all vessels registered for Indian trade as on 31st December, 2017**

<i>Sl No</i>	<i>Name Of the Ship</i>	<i>Year of Built</i>	<i>Type of Vessel</i>	<i>GRT</i>	<i>DWT</i>
<b>A.K. SHIP MGMT.&amp; SERVICES</b>					
1	SHAMBHAVI	1995	PTMB	374	147
<b>A.K. SHIPPING PVT LTD.</b>					
2	SEA ANGEL	2014	BC	2460	2984
3	SEA ME SMILE	2014	DRB	2460	3000
<b>ABG SHIPPING LTD.</b>					
4	ABG PIONEER	1998	DRY	1874	2550
5	ABG PROSPERITY	1995	DRY	1874	2709
<b>ABRAO SHIPPING LINES P. LTD.</b>					
6	PAUL ABRAO	1996	CS	15929	22026
<b>ABS MARINE SERVICES PVT. LTD.</b>					
7	ABS ANOKHI	2006	OFF	1995	1700
<b>ABYSS OFFSHORE, MUMBAI</b>					
8	SOHA	1984	TUG	78	0
<b>ACADEMY OF MARINE EDUCATION &amp; TRAINING</b>					
9	M.V. AMET MAJESTY	1975	RORO	16546	0
<b>ACE RESOURCES &amp; SOLUTION PVT. LTD.</b>					
10	MARATHA CRYSTAL	1997	DRY	1986	3500
<b>ADANI PORT LTD.</b>					
11	DOLPHIN NO. 20	2012	TUG	381	184
12	DOLPHIN NO. 21	2012	TUG	381	187
13	DOLPHIN NO. 22	2012	TUG	448	225
14	DOLPHIN NO. 25	2016	TUG	467	309
15	DOPHIN NO. 23	2012	TUG	448	225
16	TUG DOLPHIN NO.3	2003	TUG	355	0
<b>ADEL SHIPPING &amp; LOGISTICS LTD.</b>					
17	ADEL - 1	2009	TUG	486	252
18	ADEL-2	2009	TUG	486	0
<b>ADMN. OF U.T. OF LAKSHSDWEEP</b>					
19	CHERIYAM	1997	DRY	738	960
20	LACCA DIVES	1994	DRY	738	960
21	UBAIDULLA	1992	DRY	724	900
22	KAVARATTI	2007	MOTS	8763	0
23	SAGAR YUVRAJ	2014	MOTS	1220	0
24	THINNAKARA	1993	OFF	738	960

*Table 1.11 (Contd....)*

*List of all vessels registered for Indian trade as on 31st December, 2017*

<i>Sl No</i>	<i>Name Of the Ship</i>	<i>Year of Built</i>	<i>Type of Vessel</i>	<i>GRT</i>	<i>DWT</i>
25	AMINDIVI	2000	PASS	931	0
26	ARABIAN SEA	2009	PASS	3261	0
27	BANGARAM	2006	PASS	48	0
28	BHARAT SEEMA	1973	PASS	3670	640
29	DWEEP SETHU	1985	PASS	492	98
30	HAMEEDATH BEE	1991	PASS	254	43
31	KARAVATI	2007	PASS	8763	2387
32	KHADEEJA BEEBI	1991	PASS	254	43
33	LAKSHADEEP SEA	2010	PASS	3262	0
34	TIPU SULTAN	1982	PASS	3725	887
35	VIRIGILI	2006	PASS	48	0
36	CHERIYAPANI	2007	PGER	396	43
37	MINICOY	2000	PGER	932	0
38	PARALI	2007	PGER	396	43
39	VALIYAPANI	2007	PGER	396	43
<b>AEGIS BUSINESS LTD.</b>					
40	MV AEGIS FORTUNE	2001	TUG	30447	52261
<b>AERO SHIPPING SERVICES</b>					
41	AERO PRIDE	2009	CREW	18	0
<b>AEROMARINE EQUIPMENT SUPPLY PVT. LTD</b>					
42	AEROSTAR	2009	UTB	15	0
<b>AFFABLE FISHERIES PVT. LTD.</b>					
43	BRAHMEKSHARA	2008	TUG	281	0
<b>AHILIBAI SARDESAI MINING &amp; EARTHMOVING</b>					
44	NARMADA JALPRABHA	2012	EP	2257	0
<b>AJWA LOGISTICS PVT. LTD.</b>					
45	GULMOHAR	1997	TUG	121	0
<b>ALBATROSS MARINE SERVUCES</b>					
46	ALBATROSS 5	2002	AHTS	1864	2117
<b>ALBATROSS SH. LTD.</b>					
47	HAL SAMRIDHI	1980	OFF	273	214
<b>ALBATROSS SHIPPING AGENCIES</b>					
48	CAPT. JUVALE	1985	OFF	1310	1809
<b>ALISHA A &amp; BEGUM H</b>					
49	SAN EMERALD	2011	UTV	178	0

*Table 1.11 (Contd....)*

*List of all vessels registered for Indian trade as on 31st December, 2017*

<i>Sl No</i>	<i>Name Of the Ship</i>	<i>Year of Built</i>	<i>Type of Vessel</i>	<i>GRT</i>	<i>DWT</i>
<b>ALL CARGO SHIPPING CO. LTD.</b>					
50	ALL CARGO SUSHEELA	2001	DRB	6209	0
<b>AMBUJA CEMENT</b>					
51	AMBUJA ROHINI	2011	DRB	2311	2800
52	AMBUJA BHAVANI	2002	DRY	2991	3900
53	AMBUJA GAURAV	1994	DRY	1864	2500
54	AMBUJA GOURI	2009	DRY	2978	3073
55	AMBUJA KIRTI	1996	DRY	1961	2650
56	AMBUJA LAKSHMI	2002	DRY	2991	3900
57	AMBUJA SHAKTI	1996	DRY	1961	2637
58	AMBUJA SHIKAR	1993	DRY	1871	2500
59	AMBUJA VAIBHAV	1993	DRY	1864	2500
60	M.V. AMBUJA MUKUND	2011	DRY	2990	4000
<b>AMIC TECHNOCONS LTD.</b>					
61	AMIC-I	1991	DRY	199	350
<b>AMIT SHIP MANAGEMENT LTD.</b>					
62	ARUL	1985	TUG	370	0
63	VST AKASH	1984	TUG	394	0
<b>AMMA LINES LTD.</b>					
64	HANS JAIVIJAY	1980	DRB	11625	16500
<b>ANDAMAN &amp; NICOBAR ADMINISTRATION</b>					
65	AKBAR	1971	PASS	9539	8820
66	CAMBELLBAY	2010	PASS	8402	1068
67	CHOWRA	1983	PASS	2625	1524
68	DERING	1992	PASS	1269	343
69	NANCOWRY	1991	PASS	14176	4963
70	NICOBAR	1990	PASS	14195	4963
71	SENTINEL	1982	PASS	2625	1118
72	SWARAJ DWEEP	1999	PASS	14239	4650
73	BAMBOOKA	2008	PGER	449	136
74	DERING M.V.	1992	PGER	1269	476
75	HUT VAY	2004	PGER	449	0
76	NORTH PASSAGE	2008	PGER	449	0
77	WANDOOR	2004	PGER	449	0
78	RANI CHANGA	2009	TUG	429	0
79	RANI LAKSHMI	2008	TUG	429	0
<b>ANDAMAN LAKSHADWEEP ADMINISTRATION</b>					
80	KILTAN	2006	TUG	179	0

*Table 1.11 (Contd....)*

*List of all vessels registered for Indian trade as on 31st December, 2017*

<i>Sl No</i>	<i>Name Of the Ship</i>	<i>Year of Built</i>	<i>Type of Vessel</i>	<i>GRT</i>	<i>DWT</i>
81	MT ANDAMAN	2016	TUG	492	157
<b>ANDAMAN LAKSHWADEEP HARBOUR WORKS</b>					
82	MT BHEEM	2017	MOTS	469	0
<b>ANJAN SHIPPING PVT. LTD.</b>					
83	TIRACOL	1978	TUG	382	112
<b>APEEJAY CHARTER PVT. LTD</b>					
84	SKY DANCER	2005	PGER	39	0
<b>APEEJAY SHIPPING LTD.</b>					
85	APJ MAHADEVA	2000	BC	40523	74677
86	APJ MAHAKALI	1996	BC	36559	32279
87	APJ UMA KISMAT	2001	BC	38835	74107
88	APJ AKHIL	1989	DRB	27997	39989
89	APJ JAD	2002	DRB	30053	65601
90	APJ KAIS	2009	DRB	32957	0
91	APJ SRIDEVI	1977	DRB	35430	64110
92	APJ SURYAVIR	1990	DRB	38302	82563
<b>ARC MARINE PVT LTD</b>					
93	MANAK - 1	1985	OFF	1434	1855
94	VYAS	1984	OFF	157	66
95	M.V. GOMTI	1981	PGER	140	0
96	M.V. PURNA	1982	PGER	154	0
97	SINDH	1986	PGER	122	20
98	TERNA	1986	PGER	122	20
<b>ARCADIA SHIPPING CO. LTD.</b>					
99	M.V. NAVDHENU PURNA	2005	DRB	29961	53490
100	NAVDHENU SUN	2001	DRB	27198	48910
<b>ARDESHIR &amp; CURSETJEE LTD.</b>					
101	KANCHAN GANGA V	1999	TUG	109	0
102	UMALIA-VII	1974	TUG	98	0
<b>ARKAY LOGISTICS LTD.</b>					
103	M.V. NAND SAARTHI	2009	TUG	482	0
<b>ARKEY SEA LOGISTICS LTD.</b>					
104	M.V. KANGNA	1992	DRB	1478	0
105	M.V. KOMAL	1992	DRB	1478	0
106	KANCHAN	1993	DRY	1478	0
107	NAND ANANYA	1992	DRY	1478	2277

*Table 1.11 (Contd....)*

*List of all vessels registered for Indian trade as on 31st December, 2017*

<i>Sl No</i>	<i>Name Of the Ship</i>	<i>Year of Built</i>	<i>Type of Vessel</i>	<i>GRT</i>	<i>DWT</i>
108	NAND APARNA	1992	DRY	1478	2278
109	NAND HAZIRA	1990	DRY	1484	2280
110	NAND RAIGADI	1991	DRY	1484	2278
<b>ARYA SHIP CHARTERES PVT. LTD</b>					
111	DISTYA AKULA	1995	TANC	79979	149834
112	DISTYA AMEYA	1995	TANC	52875	95420
113	NU-SHI NALINI	2012	TANP	11246	16705
<b>ARYA TANKERS PVT. LTD.</b>					
114	DAWN MANSAROVAR	1999	PT	22848	35437
115	DAWN MADURAI	1996	TANC	28414	44998
<b>ARYA VOYAGERS PVT. LTD.</b>					
116	DAWN HARIDWAR	1999	TANC	22181	35024
<b>ASIAN MARINE SUPPLIER</b>					
117	IND. ASIAN CHALLENGER	2010	OFF	104	0
<b>ASIANOL SHIPPING LTD.</b>					
118	SHRIMANGAL	2012	BARG	1624	2908
119	SHRINATH	2015	BARG	1624	2850
<b>ASM SHIPPING LTD.</b>					
120	AMER ENERGY	1979	TANP	18101	30990
<b>ASSOCIATED MARITIME PVT. LTD.</b>					
121	OCEAN DEVOTEE	1978	TANP	1090	2052
<b>ATLANTIC SHIPPING PVT. LTD</b>					
122	KTP - 1	2009	DRB	1359	2005
123	MARIA-R	1974	TANP	2814	3617
<b>ATLAS OFFSHORE SERVICES PVT. LTD.</b>					
124	RAMEY TIDE	1979	OFF	297	1018
<b>AYSHA SHIPPING COMPANY, A&amp;N ISLANDS</b>					
125	MSV AL HIJAZ	2014	MSV	320	0
<b>B.DEVCHAND &amp; SONS SHIPPING P. LTD</b>					
126	BDS SP-3	2015	GCS	1395	2200
<b>BAKER HUGHES OILFIELD SERVICES INDIA PVT. LTD.</b>					
127	MV VESTFONN	1983	WELL	3753	0
<b>BALLAST HAM DREDGING INDIA PVT LTD.</b>					
128	ANT AREJA	1995	DRED	467	0

*Table 1.11 (Contd....)*

*List of all vessels registered for Indian trade as on 31st December, 2017*

<i>Sl No</i>	<i>Name Of the Ship</i>	<i>Year of Built</i>	<i>Type of Vessel</i>	<i>GRT</i>	<i>DWT</i>
<b>BANGAR SHIPPING &amp; LOGISTICS</b>					
129	KINSHIP BANGER	1982	DRY	4317	4497
<b>BAPUS SHIPPING JAMNAGAR PVT. LTD.</b>					
130	ADINATH - 8	1995	TUG	162	0
131	TUG JASMIN-1	1977	TUG	113	0
<b>BHAMBHANI SHIPPING PVT. LTD.</b>					
132	GARWARE-I	1983	OFF	867	1060
133	HALANI-6	1998	OFF	1971	3115
134	SAGA	1986	OFF	921	1025
<b>BHARAT CHEMICAL</b>					
135	BHARAT C 9	1998	TANP	1299	1500
<b>BHARAT HOTEL LTD.</b>					
136	BLUE DIAMOND	1996	PGER	37	0
<b>BHARAT MARINES CO. INDIA LTD CHENNAI</b>					
137	BMC GENESIS	2006	DRY	6013	8447
<b>BHARATI MARITIME SERVICES PVT. LTD.</b>					
138	BHARATI - VI	2002	TUG	144	119
<b>BHOIR SAND &amp; ALLIED INDUS. PVT. LTD.</b>					
139	SHIVALI	2001	TUG	214	0
140	SHIVALI II	1999	TUG	247	0
<b>BIZCARE SERVICES PVT. LTD.</b>					
141	ACQUA BOAT	2002	TUG	202	0
<b>BLUE OCEAN SEA TRANSPORT LTD</b>					
142	HOPE ISLAND	1999	TANP	396	596
<b>BLUEFIN MARINE INDUSTRIES</b>					
143	NUPUL	1976	TUG	108	0
<b>BOMBAY MARINE ENGG. WORKS LTD.</b>					
144	VIBHA-II	1975	DRY	499	700
<b>BOTHRA SHIPPING SERVICES PVT. LTD.</b>					
145	JAL NIDHI	2016	GCS	2527	4500
<b>BOXMOOR SHIPPING PVT. LTD.</b>					
146	DARYA MANTHAN	2007	HOD	4337	7170
<b>BULK TAINER SHIPPING LTD.</b>					

*Table 1.11 (Contd....)*

*List of all vessels registered for Indian trade as on 31st December, 2017*

<i>Sl No</i>	<i>Name Of the Ship</i>	<i>Year of Built</i>	<i>Type of Vessel</i>	<i>GRT</i>	<i>DWT</i>
147	ANUSHREE FAME	1992	DRY	3972	4562
148	ROYAL PISCES(DC)	1992	DRY	3972	4562
<b>CAMBAY MARINE INT. PVT. LTD.</b>					
149	TANISHQ	1984	SV	456	442
<b>CAN OFF-SHORE PVT. LTD.</b>					
150	MALAVIYA TWENTY FOUR	2005	SV	2052	2680
151	CANARA PROGRESS	1994	TUG	345	300
152	DCI TUG IV	1976	TUG	249	184
153	SOHA II	1993	TUG	110	0
154	SOHA III	1994	TUG	109	0
<b>CANARA MOTOR LAUNCH SERVICES</b>					
155	VIJAY	2000	TUG	70	0
<b>CASTLE SHIPS PVT. LTD.</b>					
156	CORAL QUEEN	1996	PGER	4839	539
157	HARI KRIPA	1984	TANP	1332	2127
158	HARI SAGAR (OT)	1983	TANP	4473	7335
<b>CHAMBAL FERTILIZERS &amp; CHEMICAL</b>					
159	RATNA SHRUTI	2008	TANC	57144	105746
160	RATNA URVI	1989	TANC	54980	96167
<b>CHANDRA SHIP MANAGEMENT PVT. LTD.</b>					
161	CHANDRA JUPITER	1980	OFF	285	0
162	CHANDRA NEPTUNE	2007	TUG	296	0
163	M.V. CHANDRA SUN	2006	TUG	363	0
<b>CHENNAI PORT TRUST</b>					
164	AMRAVATHI	1968	PTMB	132	0
165	DREDGER PRIDE	1989	PTMB	619	0
166	MANI	1976	PTMB	250	0
167	PALANI	1978	PTMB	250	0
168	PALAR	1963	PTMB	190	0
169	PENNAR	1963	PTMB	190	0
170	THANGAM	2003	PTMB	1948	0
171	TSHD CAUVERY	2004	PTMB	2326	0
172	TUG BHARATHIAR	2001	PTMB	419	0
173	TUG MATCH LESS	1986	PTMB	286	0
174	TUG NETHAJI	1995	PTMB	379	0
<b>CHOWGULE &amp; COMPANY PVT. LTD.</b>					
175	M.V. CHOWGULE-11	2015	BC	2052	2600

*Table 1.11 (Contd....)*

*List of all vessels registered for Indian trade as on 31st December, 2017*

<i>Sl No</i>	<i>Name Of the Ship</i>	<i>Year of Built</i>	<i>Type of Vessel</i>	<i>GRT</i>	<i>DWT</i>
176	CHOWGULE - 8	2014	DRB	1335	1554
177	CHOWGULE 7	2014	DRB	1335	1600
<b>CHOWGULE STEAMSHIPS CO. LTD.</b>					
178	MARATHA PRESTIGE	2010	DRB	19785	32080
<b>COAST LINE SERVICES (INDIA) PVT. LTD.</b>					
179	MARATHA CORAL	2000	DRY	2217	3427
180	MARATHA COURAGE	1994	DRY	1594	2053
181	COAST EMERALD	2008	PGER	51	0
182	HOOGLY HARVEST	1974	TANP	493	872
<b>COASTAL MARINE COAST &amp; ENGG. LTD.</b>					
183	COASTAL TRIUMPH	2010	OFF	1291	0
184	MALAVIYA TWELVE	1989	OFF	810	1204
185	COASTAL COMMANDER	2017	SV	1731	1304
186	COASTAL JAGUAR	1983	TUG	722	0
187	HALANI -2	1975	TUG	630	837
188	M.V. COASTAL SURVEYOR	1980	TUG	197	0
<b>COASTAL SEAWAYS (ISLAND) PVT. LTD.</b>					
189	MV COASTAL CRUISE	1995	PGER	255	50
<b>COCHIN PORT TRUST</b>					
190	BALAVA N	1995	PTMB	367	0
191	BALI	1998	PTMB	367	0
192	COCHIN	1983	PTMB	320	0
193	KODUNGALLORE	1983	PTMB	375	0
194	NEHRU SHATABDI	1993	PTMB	2525	2308
<b>COMPASS SHIPPING AGENCY</b>					
195	SAFE CAT	2000	PGER	195	0
<b>CONTINENTAL RADIANCE OFFSHORE LTD</b>					
196	CREST MERCURY ONE	2015	OFF	2301	1650
197	CREST MERCURY TWO	2015	OFF	2301	1716
<b>COUNCIL OF SCIENTIFIC &amp; INDUSTR. RESEARCH</b>					
198	SAGAR SAMPADA	1984	SOFF	2661	800
<b>CRAFTWAY ENGINEERS LTD.</b>					
199	OCEAN CREWZER - I	2014	CREW	72	0
200	OCEAN CREWZER - II	2014	CREW	72	0
<b>CREATIVE GAMING SOLUTIONS PVT. LTD.</b>					
201	M.V. SAN DOMINO	1989	PGER	2544	0

*Table 1.11 (Contd....)*

*List of all vessels registered for Indian trade as on 31st December, 2017*

<i>Sl No</i>	<i>Name Of the Ship</i>	<i>Year of Built</i>	<i>Type of Vessel</i>	<i>GRT</i>	<i>DWT</i>
<b>CROWN MARITIME CO. LTD.</b>					
202	<i>CROWN-I</i>	1975	TUG	264	0
<b>CRYSTAL SHIPPING</b>					
203	<i>BHAGYA EXPRESS</i>	2010	PGER	172	51
<b>D.G.LIGHT HOUSES &amp; LIGHTSHIPS</b>					
204	<i>PARADEEP</i>	1984	SOFF	602	168
205	<i>SAGAR DEEP</i>	1983	SOFF	2755	1568
206	<i>SAGARDEEP-II</i>	2002	SOFF	2466	1347
207	<i>DEEP STAMBH - II</i>	2009	TUG	125	25
<b>DAMANIA SHIPPING LTD.</b>					
208	<i>DAMANIA</i>	1994	PGER	481	45
<b>DAMODAR MARINE SERVICE</b>					
209	<i>KANSI NAMRATA</i>	1969	OFF	487	737
<b>DANIEL ENG. WORKS &amp; SHIP REPAIRS</b>					
210	<i>VAILANKANNI</i>	2014	OFF	850	1000
<b>DELMAR OFFSHORE SERVICES P. LTD.</b>					
211	<i>DELFINA</i>	2016	TUG	129	88
212	<i>DIPPER</i>	2016	TUG	129	88
<b>DELTA MARITME &amp; INDUS. SKILL TRNG INST. P. LTD</b>					
213	<i>RAAVI</i>	1981	PGER	119	0
214	<i>SHIVAM</i>	1988	PGER	113	0
<b>DEPARTMENT OF OCEAN DEVELOPMENT</b>					
215	<i>SAGAR KANYA</i>	1983	SOFF	4207	1555
216	<i>SAGAR PASCHIMI</i>	1996	SOFF	188	0
217	<i>SAGAR PURVI</i>	1996	SOFF	187	50
<b>DEPT. OF ANIMAL HUSBANDRY &amp; DAIRYING</b>					
218	<i>TSD SINDHURAJ</i>	1999	DRED	785	0
<b>DESHPRABHU RESOURCES, GOA</b>					
219	<i>AARYA</i>	2012	MOTO	1320	0
<b>DHARTI DREDGING &amp; INFRA. LTD.</b>					
220	<i>TG DHARTI 1E</i>	2009	TUG	259	281
<b>DIPLOMAT MARINE</b>					
221	<i>MALAVIYA SIX</i>	1981	OFF	1221	1149

*Table 1.11 (Contd....)*

*List of all vessels registered for Indian trade as on 31st December, 2017*

<i>Sl No</i>	<i>Name Of the Ship</i>	<i>Year of Built</i>	<i>Type of Vessel</i>	<i>GRT</i>	<i>DWT</i>
<b>DIR. OF PORTS, THIRUANANTHAPURAM</b>					
222	M.T. MALABAR	2015	TUG	157	113
<b>DIR. OF SHIPPING SERVICES, PORT BLAIR</b>					
223	RAJHANS	2003	PGER	124	9
<b>DIRECTOR OF SHIPPING SERVICES, A&amp;N</b>					
224	CHUGLAM	2006	PASS	870	0
225	M.V. BORATANG	2001	PASS	449	0
226	SHOMPEN	2001	PASS	421	0
227	STRAIT ISLAND	2005	PASS	449	500
<b>DOEHLE DANUATIC (I) PVT. LTD.</b>					
228	MT DAWN MATHURA	1995	TUG	28226	45999
<b>DOLPHIN OFFSHORE LTD.</b>					
229	BRAHAMAPUTRA DOLPHIN	1976	OFF	1008	491
230	OSV GANGA DOLPHIN	1982	OFF	363	272
231	KAMRUP	1983	SOFF	405	436
232	MARINA MERCURY	1997	TUG	152	0
233	PIONER STAR	1993	TUG	118	113
234	SCH3	1994	TUG	107	65
235	TIME SKIPPER	2002	TUG	101	0
<b>DREDGING CORPORATION OF INDIA LTD.</b>					
236	DCI DREDGE - XIX	2012	DRED	6970	0
237	DCI DREDGE - XX	2013	DRED	6970	8650
238	DCI DREDGE - XXI	2014	DRED	6970	8650
239	DCI DREDGER-XV	1999	DRED	8070	0
240	DCI DREDGER-XVI	2001	DRED	8049	12401
241	DCI DREDGE-XVII	2001	DRED	8049	12401
242	DREDGE AQUARIUS	1977	DRED	2094	0
243	DREDGE-IX	1984	DRED	5159	6237
244	DREDGE-VI	1975	DRED	3802	0
245	DREDGE-VII	1976	DRED	1075	0
246	DREDGE-VIII	1977	DRED	8150	11466
247	DREDGE-XI	1986	DRED	5170	0
248	DREDGE-XII	1990	DRED	6355	0
249	DREDGE-XIV	1991	DRED	6355	0
250	TUG VI	1979	DRED	562	0
251	DCI TUG VII	2005	TUG	710	289
252	DCI MULTI CAT-1	2015	UTV	408	278
<b>DUKE OFFSHORE LTD.</b>					

*Table 1.11 (Contd....)*

*List of all vessels registered for Indian trade as on 31st December, 2017*

<i>Sl No</i>	<i>Name Of the Ship</i>	<i>Year of Built</i>	<i>Type of Vessel</i>	<i>GRT</i>	<i>DWT</i>
253	DUKE COMMAND	1994	CREW	111	0
254	DUKE SPRINT	2009	CREW	115	38
<b>E.N. PVT. LTD.</b>					
255	AGANI	2008	TUG	74	0
256	AKASH	2008	TUG	74	0
<b>EASTERN BULK CO.LTD.</b>					
257	PALLAVI C	1985	DRY	2612	3578
<b>EASTERN NAVIGATION PVT. LTD.</b>					
258	AKUA KUEEN	2010	OCS	1037	1378
259	DEEP BLUE	2015	TUG	117	0
260	DAWN	2015	UTB	73	0
<b>EASTERN WATERWAYS PVT. LTD.</b>					
261	AQUA PRIDE	2011	UTV	69	23
<b>ELEKTRONIK LAB</b>					
262	KRUPA	2006	MOTS	931	0
<b>ELLON HINENGO LTD.</b>					
263	BAY ISLAND	1985	DRB	1557	2301
264	EBRAHIM ALI HUSSAIN	1988	DRY	1516	2657
265	JOHN RICHARDSON	1969	DRY	402	745
266	NICOTRADE	1966	DRY	499	1157
267	SOLOMON	1973	DRY	300	912
<b>EPSOM SHIPPING (I)PVT LTD.</b>					
268	CELESTIAL	2014	PSV	3467	4141
<b>ESSAR BULK TERMINALS LTD</b>					
269	EBT DREDGER	2006	DRED	4382	5236
<b>ESSAR CONSTRUCTION (INDIA) LIMITED</b>					
270	BADGER	1979	TUG	97	136
<b>ESSAR LOGISTICS LTD.</b>					
271	ESSAR TUG - XII	2001	TUG	326	108
272	ESSAR TUG VII	1996	TUG	293	149
273	ESSAR TUG VIII	1996	TUG	326	108
274	ESSAR TUG X	1996	TUG	326	94
275	ESSAR TUG XI	1996	TUG	293	152
<b>ESSAR SH. PORT &amp; LOGISTICS LTD.</b>					
276	SMITI	2005	TANC	149274	281396

*Table 1.11 (Contd....)*

*List of all vessels registered for Indian trade as on 31st December, 2017*

<i>Sl No</i>	<i>Name Of the Ship</i>	<i>Year of Built</i>	<i>Type of Vessel</i>	<i>GRT</i>	<i>DWT</i>
<b>ESSAR SHIPPING LTD.</b>					
277	MAHAVIR	1999	BC	38888	74005
278	M.V. CHANDI PRASAD	1989	DRB	77655	0
279	KIRAN	1994	DRY	91651	165289
280	NAND APARAJITA	1992	DRY	1478	2274
281	NAND ICHAPUR	1991	DRY	1491	2280
282	NAND KAWAS	1991	DRY	1484	2293
283	TULINA	1998	DRY	7918	13347
284	TVISHA	1999	DRY	7918	13347
285	ESSAR TUG - III	1991	TUG	225	145
286	ESSAR TUG - IV	1991	TUG	225	145
287	ESSAR TUG - V	1992	TUG	225	146
288	ESSAR TUG VI	1992	TUG	225	146
289	PERSERVANCE	2007	TUG	592	475
290	PERSISTENCE	2006	TUG	490	325
<b>ESSAR STEEL LTD.</b>					
291	ESSAR TUG IX	1996	TUG	293	0
<b>EVERETT (INDIA) PVT. LTD.</b>					
292	DANGARMA	1982	DRY	2305	3388
<b>EVERSUN SPARKLE</b>					
293	EVERSUN-1	1985	TUG	262	78
<b>FINOLEX INDUSTRIES LTD.</b>					
294	FINORATNA	1999	TUG	204	144
<b>FIRST OIL &amp; GAS SERVICES P. LTD</b>					
295	FOG-10	2014	OFF	2568	2105
<b>FIVE STAR BULK CARRIERS PVT LTD</b>					
296	M.V. MAHA ANOSHA	2009	DRB	88397	0
297	MAHA AARTI	2006	DRB	40086	77250
298	MAHA JACQUELINE	1999	DRB	38667	75592
299	MAHA ROOS	2002	DRB	38731	75592
<b>FLAGSHIP MARINE INDIA PVT. LTD.</b>					
300	KINGDOM	2010	GCS	1233	2000
<b>FOMENTO RESOURCES PVT. LTD</b>					
301	MARIA LAURA-1	2011	EP	2148	0
<b>FUGRO SURVEY (I) PVT. LTD.</b>					
302	VANESSA - XI	2010	OFF	494	509

*Table 1.11 (Contd....)*

*List of all vessels registered for Indian trade as on 31st December, 2017*

<i>Sl No</i>	<i>Name Of the Ship</i>	<i>Year of Built</i>	<i>Type of Vessel</i>	<i>GRT</i>	<i>DWT</i>
<b>GAL OFFSHORE SHIPPING CO. LTD.</b>					
303	GAL AMER SEA	1975	OFF	640	0
<b>GALLEON SHIPPING LTD.</b>					
304	GURU KRIPA	1997	DRB	1592	2183
305	GURU PRASAD	1997	DRB	1592	2169
<b>GARUDA CARRIERS &amp; SHIPPING(P) LTD.</b>					
306	GARUDA SATYA	2000	DRY	1531	2500
307	GARUDA SHIVAM	2005	DRY	1530	2636
308	ISPAT GAURAV	1998	DRY	1532	2500
<b>GARWARE OFFSHORE SERVICES LTD</b>					
309	EVEREST	2000	SV	1972	3096
310	KAMET	2007	SV	2160	3269
311	M. V. MAHANANDA	2009	SV	1678	1400
312	MEGHNA M.V.	2008	SV	1706	1753
313	POORNA	2008	SV	1678	1363
<b>GATI COAST TO COAST</b>					
314	GATI SUVIDHA	1983	DRB	4471	6084
315	GATI ZIPP	1983	DRB	5615	6679
<b>GATI LTD</b>					
316	GATI MAGISTIC M.V.	1995	DRY	7869	10730
317	GATI-1	1984	DRY	3553	4811
<b>GAUTAM FREIGHT LTD.</b>					
318	CAPSTAR-1	1998	TUG	298	405
<b>GENERAL MARINE SERVICES</b>					
319	ANUJA	1993	TUG	252	0
<b>GEOLOGICAL SURVEY OF INDIA LTD.</b>					
320	SAMUDRA RATNAKAR	2013	RS	6551	3689
321	SAMUDRA KAUSTUBH	1985	SOFF	284	90
322	SAMUDRA MANTHAN	1985	SOFF	2374	1825
323	SAMUDRA SUDHIKAMA	1985	SOFF	284	90
<b>GLOBAL OFFSHORE SERVICES LTD</b>					
324	LACHUNG	2015	AHTS	2281	1971
325	MANA	2008	OFF	2193	3289
<b>GLOBAL UNITED SHIPPING INDIA PVT. LTD.</b>					
326	NANDINI	2007	BC	31236	56071

*Table 1.11 (Contd....)*

*List of all vessels registered for Indian trade as on 31st December, 2017*

<i>Sl No</i>	<i>Name Of the Ship</i>	<i>Year of Built</i>	<i>Type of Vessel</i>	<i>GRT</i>	<i>DWT</i>
327	SABARIMALA GAS	1994	ECAR	22521	30761
328	FUJI GAS	1995	LCAR	23519	29458
329	PALANIMALA GAS	1992	LCAR	42304	49301
330	TAKAO GAS	1993	LCAR	42341	49255
331	TIRUMALA GAS	1993	LCAR	18360	23256
<b>GLORY SHIP MANAGEMENT PVT. LTD.</b>					
332	SUPREME VISION	1994	OFF	495	0
333	VIGHNAHARTA	1984	OFF	1310	1775
334	EVER POWER	1977	TUG	131	0
335	M.T. SIDDHIDHATA	1989	TUG	320	0
336	M.V. MANGALMURTHY	1989	TUG	320	165
337	M.V. SIDDHIPRIYA	1989	TUG	320	165
338	RAJ SHAKTI	1988	TUG	83	0
<b>GOA COASTAL RESORTS &amp; RECREATION PVT. LTD.</b>					
339	PRIDE OF GOA	1994	TUG	3546	320
<b>GOA GULF CLUB PVT. LTD.</b>					
340	JAI SOFIA	2011	PGER	2394	0
<b>GOA SHIPYARD LTD.</b>					
341	TUG AJGAR	2004	TUG	121	0
<b>GODREJ &amp; BOYCE MFG. LTD.</b>					
342	RAIKA	2011	Y	22	4
<b>GOOD EARTH MARITIME LTD.</b>					
343	GOOD LIGHT	1979	DRB	31734	55882
<b>GOVERNMENT OF KERALA</b>					
344	MEENA KERALA	1993	DRED	402	0
<b>GREAT EASTERN SHIPPING CO. LTD.</b>					
345	JAG PRANAM	2014	AHTS	28823	48694
346	JAG AALOK	2016	BC	44113	82022
347	JAG AJAY	2016	BC	44127	82094
348	JAG AKSHAY	2016	BC	44113	82044
349	JAG AMAR	2017	BC	44127	82084
350	JAG ANAND	2011	BC	93227	179250
351	JAG ARNAV	2015	BC	43007	81732
352	JAG RADHA	2009	BC	32354	58133
353	JAG ROHAN	2006	BC	30046	52450
354	JAG ROOPA	2006	BC	30046	52454
355	JAG PUNIT	2016	CHT	29967	49717

**Table 1.11 (Contd....)**

**List of all vessels registered for Indian trade as on 31st December, 2017**

<b>SI No</b>	<b>Name Of the Ship</b>	<b>Year of Built</b>	<b>Type of Vessel</b>	<b>GRT</b>	<b>DWT</b>
356	JAG AARATI	2011	DRB	43790	0
357	JAG LALIT	2005	DRB	81396	158344
358	JAG RAHUL	2003	DRB	30011	52364
359	JAG RATAN	2007	DRB	30447	52180
360	JAG RISHI	2011	DRB	33036	0
361	M.V. JAG ADITI	2011	DRB	43790	0
362	M.V. JAG ARYA	2011	DRB	43843	0
363	M.V. JAG RANI	2011	DRB	33036	0
364	JAG VIDHI	1996	LCAR	44694	49849
365	JAG VIJAYA	1997	LCAR	22135	26897
366	JAG VISHNU	1994	LCAR	42551	49353
367	MALAVIYA THIRTY	2006	SV	2152	3321
368	MALAVIYA TWENTY NINE	2006	SV	2152	3321
369	JAG LAKSHYA	2011	TANC	81427	157642
370	JAG LATA	2003	TANC	57508	105716
371	JAG LAVANYA	2004	TANC	58374	105010
372	JAG LEELA	2011	TANC	57249	105525
373	JAG LEENA	2010	TANC	81427	157672
374	JAG LOKESH	2009	TANC	57142	105599
375	JAG LYALL	2006	TANC	61315	110531
376	JAG PANKHI	2003	TANC	27627	46272
377	JAG PRABHA	2004	TANC	28799	47999
378	JAG PRANAV	2005	TANC	30095	51383
379	JAG PRERANA	2007	TANC	29909	47848
380	JAG PUSHPA	2007	TANC	29909	47848
381	JAG AANCHAL M.T.	2008	TANP	42403	74811
382	JAG ABHA M.T.	2008	TANP	42403	74808
383	JAG APARNA	2009	TANP	42403	74859
384	JAG LADKI	2000	TANP	78918	150284
385	JAG LAKSHITA	2000	TANP	80870	147093
386	JAG LATEEF	2000	TANP	80870	147080
387	JAG LAXMI	1999	TANP	58374	105051
388	JAG LOK	2005	TANP	81396	158145
389	JAG PADMA	2005	TANP	28799	47999
390	JAG PAHEL	2004	TANP	27627	46319
391	JAG PAVITRA	2008	TANP	29733	51463
392	JAG POOJA	2005	TANP	28823	48539
393	JAG PRAKASH	2007	TANP	29909	47848
394	M. T. JAG AMISHA	2009	TANP	42403	74889

**GREAT OFFSHORE LTD.**

395	MALAVIA EIGHTEEN	2002	OFF	2137	3330
-----	------------------	------	-----	------	------

*Table 1.11 (Contd....)*

*List of all vessels registered for Indian trade as on 31st December, 2017*

<i>Sl No</i>	<i>Name Of the Ship</i>	<i>Year of Built</i>	<i>Type of Vessel</i>	<i>GRT</i>	<i>DWT</i>
396	MALAVIA SIXTEEN	2002	OFF	2031	3317
397	MALAVIYA FOUR	1984	OFF	1085	1251
398	MALAVIYA ONE	1983	OFF	869	1073
399	MALAVIYA TEN	1999	OFF	2100	2542
400	MALAVIYA THREE	1984	OFF	1250	1251
401	MALAVIYA TWO	1983	OFF	870	1084
402	MALAVIYA NINE	2008	SV	3062	3214
403	MALAVIYA SEVEN	1994	SV	3001	4587
404	MALAVIYA THIRTY SIX	1987	SV	2589	1804
405	MALAVIYA TWENTY FIVE	2006	SV	2072	2457
406	MALAVIYA TWENTY SEVEN	2006	SV	2072	2254
407	MALAVIYA THIRTY THREE	1978	SV	6278	7093
408	MALAVIYA TWENTY	2004	SV	2151	3316
409	BHARATI - S	1981	TUG	591	0
410	GAL BEAUFORT SEA	1982	TUG	799	520
411	GAL ROSE SEA	1982	TUG	799	520
412	JYOTSNA-S	1989	TUG	236	64
413	KANTI	1998	TUG	290	125
414	KUMARI TARANI	1997	TUG	290	125
415	MALINI	1987	TUG	195	229
416	POLARIS	2008	TUG	295	0
417	SANGITA	1994	TUG	398	218
418	SUDHIR MULJI	1998	TUG	290	125
419	TUG ANANYA	2000	TUG	292	148
420	TUG ANASUYA	1997	TUG	290	125
421	TUG RISHAB	1984	TUG	217	101
422	VAHBIZ	1999	TUG	292	148
<b>GREAT SEA SHIPPING (P) LTD.</b>					
423	GREAT SEA VEMBANAD	2013	CCON	756	1000
<b>GREAT SHIP (INDIA) LTD.</b>					
424	GREATSHIP ANJALI	2007	OFF	1596	2416
425	GREATSHIP PRACHI	2015	OFF	3535	4193
426	GREATSHIP RACHNA	2012	OFF	3306	3674
427	GREATSHIP RAMYA	2010	OFF	3226	0
428	GREATSHIP RASHI	2011	OFF	3147	0
429	GREATSHIP ROOPA	2012	OFF	3306	3674
430	GREATSHIP VIDYA	2012	OFF	3387	0
431	GREATSHIP VIMLA	2012	OFF	3556	3310
432	GREATSHIP AHALYA	2009	SV	1830	0
433	GREATSHIP AMRITA	2008	SV	1590	1996
434	GREATSHIP ASMI	2009	SV	1830	0

*Table 1.11 (Contd....)*

*List of all vessels registered for Indian trade as on 31st December, 2017*

<i>Sl No</i>	<i>Name Of the Ship</i>	<i>Year of Built</i>	<i>Type of Vessel</i>	<i>GRT</i>	<i>DWT</i>
435	GREATSHIP DHARTI	2008	SV	2179	3340
436	GREATSHIP DHWANI	2008	SV	2179	3340
437	GREATSHIP DIPTI	2007	SV	2263	3250
438	GREATSHIP ROHINI	2010	SV	3147	0
439	M. V. GREATSHIP AARTI	2009	SV	1830	0
<b>GREAT UNITED ENERGY PVT. LTD.</b>					
440	M.V. ADINATH ONE	1992	SV	2145	0
<b>GREENWICH SHIPPING</b>					
441	NAND MAGDALLA	1990	DRY	1484	2287
<b>GU CRUDE CARRIERS PVT. LTD.</b>					
442	SRI VISHNU	2000	TANC	79751	152923
<b>GUJARAT ADANI PORT</b>					
443	DOLPHIN NO.4	2004	TUG	355	0
444	KHUSHBOO	1998	TUG	117	35
<b>GUJARAT MARITIME BOARD LTD.</b>					
445	TUG PIROTAN	2015	MOTS	446	0
446	ALANG	1989	PTMB	103	0
447	ASMAVATI	1984	PTMB	232	0
448	BEDI	1984	PTMB	77	0
449	GITANJALI	2000	PTMB	21	0
450	GOPNATH	1995	PTMB	284	0
451	GURJARI	2000	PTMB	190	0
452	JAY SOMNATH	1989	PTMB	103	0
453	JYESTHA	1983	PTMB	66	0
454	KUNDLIKA II	1993	PTMB	21	0
455	NALINI	1944	PTMB	54	0
456	PUSHYA	1960	PTMB	37	0
457	RATNAKAR	2008	PTMB	42	0
458	ROZI	1984	PTMB	77	0
459	RUKMANI	1993	PTMB	284	0
460	SHETRUNJI	1985	PTMB	232	0
461	VASANT	1975	PTMB	47	0
462	GMB - 3	2013	TUG	437	194
<b>HAL OFFSHORE LTD</b>					
463	HAL ANANT	1982	DRY	4703	5825
464	HAL SUPPORTER	1982	OFF	1085	832
<b>HAUERS LINES LTD.</b>					
465	ISLAND PRIDE	1969	DRY	298	957

*Table 1.11 (Contd....)*

*List of all vessels registered for Indian trade as on 31st December, 2017*

<i>Sl No</i>	<i>Name Of the Ship</i>	<i>Year of Built</i>	<i>Type of Vessel</i>	<i>GRT</i>	<i>DWT</i>
<b>HEDE FERROMINAS(P) LTD.</b>					
466	FEROMINA HARVEST	1971	OFF	628	750
467	HAPPY SUCCESS	1974	OFF	704	936
<b>HEMANT PARASHRAM JETHALIYA</b>					
468	VARAHI	1995	PTMB	374	147
<b>HIND OFFSHORE</b>					
469	SEA CONQUEST	1977	DRB	992	1142
470	LADY GRACE	2002	OFF	1992	3055
471	LADY SANDRA	1998	OFF	2599	2727
472	SEA CHEETAH	1983	OFF	1621	1710
473	SEA JUMBO	1978	OFF	2478	0
474	SEA VENTURE	1972	OFF	817	677
475	KENWELL-93	1980	PGER	143	66
476	SUMAI TANGKAS	1980	PGER	152	66
477	SAGAR SANDHANI	1985	SOFF	2145	1480
478	SEA MELODY	1978	SOFF	969	0
479	GEO HIND SAGAR	1980	SV	2906	0
480	BERSATU	1973	TUG	269	104
<b>HINDUSTAN MARINE CARRIERS</b>					
481	BON VOYAGE	2012	DRB	1250	0
<b>HOLLY OFFSHORE LOGISTICS</b>					
482	KARAN	1984	TUG	223	0
<b>HOTEL LEELA VENTURE LTD</b>					
483	THE LEELA	1991	PGER	722	0
<b>I MARINE INFRA TECH (I) PVT. LTD.</b>					
484	FERRARI	1999	TUG	120	82
485	MV CALPSCO FORTUNE	2009	TUG	472	0
486	SHIVA	1994	TUG	108	98
<b>IGOPL OFFSHORE PVT. LTD.</b>					
487	WILCHIEF 1	1984	SV	3700	1909
<b>IMPERIAL CLASSIC SHIPPING LTD.</b>					
488	M.V. KTP - 1	2009	TUG	1359	0
<b>INDIAN OCEAN SHIPPING PVT. LTD.</b>					
489	DAWN KANCHIPURAM	1996	PT	29141	44885
490	DAWN DWARKA	1998	TANC	21165	33540

*Table 1.11 (Contd....)*

*List of all vessels registered for Indian trade as on 31st December, 2017*

<i>Sl No</i>	<i>Name Of the Ship</i>	<i>Year of Built</i>	<i>Type of Vessel</i>	<i>GRT</i>	<i>DWT</i>
<b>INDIAN ROADLINES</b>					
491	SHIVANI	2016	TUG	197	118
<b>INDUS MARINE PVT. LTD.</b>					
492	CHENAB	1981	PGER	129	0
<b>INTEGRITY SHIPS PVT. LTD</b>					
493	ARK PIONEER	1992	TANP	4526	8080
<b>INTERNATIONAL SEAPORT DREDGING PVT LTD.</b>					
494	ANTIGOON	1990	HOD	7905	12948
<b>ISPAT INDUSTRIES LTD.</b>					
495	ISPAT STAR	1976	DRB	15575	26432
496	ISPAT SAGAR	1981	DRY	1836	2780
<b>ITT LINES PVT. LTD.</b>					
497	ITT LEOPARD	2004	DRY	2546	3469
498	TCI LAKSHMI	1984	DRY	1557	2298
499	ITT PANTHER	1999	OFF	1042	1207
<b>ITT SHIPPING PVT. LTD.</b>					
500	ITT LION	1984	DRY	1042	0
501	ITT TIGER	1984	DRY	1042	1214
502	NAZISH	1982	DRY	1510	2160
<b>J.D. LOGISTICS</b>					
503	JAYA DURGA- 1	2012	BARG	77	0
504	LOTUS - I	1999	TUG	79	0
<b>JADWET TRADING COMPANY</b>					
505	YOLANDA	1970	TANC	40	0
<b>JAISU SHIPPING CO. LTD.</b>					
506	KAMAL XXIII	1981	DRED	3249	4557
507	KAMAL XXIX	1973	DRED	2077	0
508	KAMAL XXVII	1977	DRED	3548	0
509	KAMAL XXXIII	1981	DRED	3348	0
510	KAMAL-XXV	1975	DRED	3132	0
511	KAMAL XXII	1983	DRY	950	1294
512	NOORANI SEA HORSE	1970	SOFF	99	99
513	AL-NIMS	1976	TANP	298	508
514	KAMAL-XXI	1987	TANP	1575	2300
515	BETUL	1982	TUG	376	0

*Table 1.11 (Contd....)*

*List of all vessels registered for Indian trade as on 31st December, 2017*

<i>Sl No</i>	<i>Name Of the Ship</i>	<i>Year of Built</i>	<i>Type of Vessel</i>	<i>GRT</i>	<i>DWT</i>
<b>JAWAHARLAL NEHRU PORT TRUST</b>					
516	ELEPHANTA	1989	PTMB	320	0
517	NHAVA	1989	PTMB	320	0
518	SAGAR (PILOT LAUNCH)	1989	PTMB	32	0
519	SHIVAJI	1989	PTMB	320	0
520	SHRUTI	1989	PTMB	32	0
521	SNEHA	1989	PTMB	32	0
522	SURABHI	1997	PTMB	58	0
<b>JAYESH SHIPPING PVT LTD.</b>					
523	HEMANT SAGAR	1976	DRY	483	696
524	MENAKA DAN	1989	OFF	69	0
525	GHENT	1976	TUG	1560	1350
526	RAVENSTURM	1977	TUG	1422	1251
<b>JINDAL ITF LTD.</b>					
527	BHAVYA	2013	BARG	1351	2100
528	DEVSENA	2012	BARG	1350	2100
529	DRISHTI	2012	BARG	1327	2100
530	GANESHWAR	2013	BARG	1372	2100
531	GARUDAWAHANA	2013	BARG	1352	2100
532	MAHESHWARI	2012	BARG	1368	2100
533	MEDHA	2012	BARG	1352	2100
534	NIDHISHWARI	2013	BARG	1373	2100
535	NITYA	2013	BARG	1365	2100
536	PASHYANTI	2012	BARG	1367	2100
537	SUPREME	2013	BARG	1231	2100
538	VARUNI	2012	BARG	1368	2100
539	VAYUPUTRA	2012	BARG	1369	2100
540	VISHAMBAR	2013	BARG	1372	2100
541	MAHESHWAR	2012	DRB	1370	2100
542	YUGALRAJ	1993	DRB	37550	70456
543	JYESHTHRAJ	2012	MPSV	1354	2100
<b>JINDAL WATERWAYS LTD.</b>					
544	JINDAL KAMALA	1986	CCON	5847	7330
545	JINDAL MANJULA	1987	CCON	4839	5896
546	JINDAL TARA	1995	CCON	5850	7837
547	JINDAL KAMAKSHI	2009	DRY	7460	0
548	JINDAL MEENAKSHI	2009	DRY	7460	9106
<b>JMD SHIPPING SERVICES</b>					
549	AMETHI - 8	1987	PGER	41	0

*Table 1.11 (Contd....)*

*List of all vessels registered for Indian trade as on 31st December, 2017*

<i>Sl No</i>	<i>Name Of the Ship</i>	<i>Year of Built</i>	<i>Type of Vessel</i>	<i>GRT</i>	<i>DWT</i>
<b>JSW JAIGARH PORT LTD.</b>					
550	JSW BAJRANG	2016	TUG	468	307
551	JSW BALRAM	2016	TUG	468	307
552	JSW BHIM	2016	TUG	468	307
<b>K LINE (INDIA) SHIPPING PVT. LTD.</b>					
553	GANGA K	2011	BC	33096	58849
<b>K. RAGHU PATHI RAO (RAGHU)</b>					
554	M. V. SAISRI	2008	TANP	65	0
<b>K.B. SHIPPING &amp; COMPANY</b>					
555	KB - 4	2016	TUG	107	69
<b>K.C.MARITIME (I) LTD.</b>					
556	M.V. DARYA JAAN	1982	DRB	11262	0
<b>K.DESAI &amp; COMPANY</b>					
557	AQUAMARINE	1984	SOFF	181	0
<b>K.G. OFFSHORE SERVICES PVT. LTD.</b>					
558	REENA	2010	OFF	417	0
<b>KALSUBAI SHIPPING &amp; OFFSHORE P. LTD.</b>					
559	MALAVIYA TWENTY THREE	2007	SV	2072	2370
<b>KANDLA PORT TRUST</b>					
560	ANURADHA	2009	PGER	89	0
561	SWATI	2009	PGER	89	0
562	MAGH	2014	PL	65	0
563	ROHINI	2014	PL	65	0
564	AGNI SHANTI	1992	PTMB	126	0
565	ASHWINI	2006	PTMB	498	244
566	JUMBO	1989	PTMB	293	130
567	MEKAN	1988	PTMB	293	130
568	NIHARIKA	2006	PTMB	91	0
569	SIKANDAR	1992	PTMB	294	130
570	TAPKESHWARI	1983	PTMB	70	29
<b>KARINA TOURISM &amp; ADVENTURES PVT. LTD.</b>					
571	INFINITY	2012	PY	338	47
<b>KEI-RSOS MARITIME LTD.</b>					
572	M.V. RIGAL	2011	MOTO	37	0
573	COROMONDAL SUPPORTER - IV	1983	OFF	404	321

*Table 1.11 (Contd....)*

*List of all vessels registered for Indian trade as on 31st December, 2017*

<i>Sl No</i>	<i>Name Of the Ship</i>	<i>Year of Built</i>	<i>Type of Vessel</i>	<i>GRT</i>	<i>DWT</i>
574	COROMONDEL SUPPORTER - 1	1985	OFF	456	268
575	COROMONDEL SUPPORTER-III	2007	OFF	981	1274
576	COROMONDEL SUPPORTER-VIII	1986	OFF	469	609
577	CORROMONDAL SUPPORTER - VII	1986	OFF	469	442
578	BORCOS-114	1993	PGER	119	71
579	GODAVARI DOLPHIN	1981	SV	1206	1244
580	BASAVRAJ	1982	TUG	272	0
581	FOUZ	1974	TUG	102	0
582	MAJU-2	1984	TUG	242	0
583	PUANSH	2001	TUG	64	32
584	SEA DIAMOND II	1975	TUG	646	0
585	SIRIUS	2006	TUG	305	157
586	SONU	2002	TUG	337	0
587	VEGA	2002	TUG	299	137
<b>KIN-SHIP SERVICES PVT. LTD.</b>					
588	KINSHIP PROSPERITY	1982	DRB	4317	4499
<b>KMEW OFFSHORE PVT. LTD.</b>					
589	RIVER PEARL 1	2017	PL	113	15
<b>KNK SHIP MANAGEMENT</b>					
590	DOLPHIN NO. 5	2005	TUG	390	0
591	KNK DISHA	2016	TUG	499	226
<b>KOLKATTA PORT TRUST</b>					
592	ANUSANDHANI	1963	PTMB	671	303
593	HUGLI	1999	PTMB	105	11
594	ICHAMATI	1999	PTMB	150	19
595	KANGSABATI	1999	PTMB	150	19
596	MAHAGANGA	1978	PTMB	9123	8731
597	PARSHURAM	1990	PTMB	550	206
598	RABINDRA	2000	PTMB	1433	813
599	RANI SIROMANI	2000	PTMB	462	144
600	RUPSA	1997	PTMB	105	11
601	SAGAR (PILOT VESSEL)	1964	PTMB	1992	882
602	SAROJINI	2001	PTMB	1126	458
603	TAMRALIPTA	2000	PTMB	462	145
<b>KONDO SYOKAI LEISURE INDIA PVT</b>					
604	ROSA	2004	PASS	21	6
<b>KRISHNA MARITECH</b>					
605	KINSHIP LUCKY	1986	DRB	3133	4354

*Table 1.11 (Contd....)*

*List of all vessels registered for Indian trade as on 31st December, 2017*

<i>Sl No</i>	<i>Name Of the Ship</i>	<i>Year of Built</i>	<i>Type of Vessel</i>	<i>GRT</i>	<i>DWT</i>
<b>KSINC</b>					
606	KERALAM	2014	MOTO	135	0
<b>L &amp; T SAPURA SHIPPING PVT. LTD.</b>					
607	LTS-3000	2010	SV	30628	0
<b>LAKSHADWEEP DEVELOPMENT CORPN. LTD.</b>					
608	MV KODITHALA	2013	BARG	498	164
609	ELIKALPENI	2012	LCAR	466	223
<b>LAKSHADWEEP HARBOUR WORKS, COCHIN</b>					
610	BHARAT	1983	TUG	75	0
<b>LAL ASHOK KUMAR HARIDAS &amp; LAL JITENDRA KUMAR HARID</b>					
611	VAITAMA	2012	TUG	181	115
<b>LEWEK ALTER SHIPPING</b>					
612	LEWEK ALTER	2007	OFF	3601	0
613	PSV LEWEK ALTAR	2006	OFF	2615	0
<b>LIFT &amp; SHIFT INDIA PVT. LTD.</b>					
614	AB-2000	2005	TUG	197	0
615	M.V. AB - 3000	2007	TUG	249	0
<b>LMCS MARITIME PVT. LTD.</b>					
616	CHAFA	2001	TANC	78845	150709
617	MOGRA	2000	TANP	78845	150709
<b>M. GANGADHAR RAO</b>					
618	M. V. HEAVENS	2008	TANP	36	0
<b>M. PALLONJI LOGISTICS PVT. LTD.</b>					
619	MPB - 10	2012	BARG	1128	17501
620	MPB - 7	2011	BARG	1923	3000
621	MPB - 8	2011	BARG	1923	3000
622	MPB - 9	2012	BARG	1128	17501
623	MPB - III	2006	BARG	1601	2550
624	MP PANAMAX-4	1995	BC	36666	69925
<b>M. PALLONJI SHIPPING PVT. LTD.</b>					
625	MPB -12	2013	BARG	1926	3150
626	MP PANAMAX 5	2000	TUG	38633	73625
<b>M.P. RECYCLING CO. PVT. LTD.</b>					
627	EAGLE MEERUT	1994	TANP	20378	29990

*Table 1.11 (Contd....)*

*List of all vessels registered for Indian trade as on 31st December, 2017*

<i>SI No</i>	<i>Name Of the Ship</i>	<i>Year of Built</i>	<i>Type of Vessel</i>	<i>GRT</i>	<i>DWT</i>
<b>MAHESH ENTER.&amp; INFRA INDIA P. LTD.</b>					
628	M.E. QUEEN	2007	CREW	18	0
<b>MAJU MARINE SERVICE</b>					
629	LARA	1985	OFF	322	500
<b>MAK LOGISTICS PVT. LTD.</b>					
630	MAANAV STAR	1981	DRB	1175	2099
631	BHORUKA PRABHU	1978	DRY	955	1229
632	TARA KIRAN	1976	DRY	539	710
633	M.V. MAKRUZZ	2002	PGER	445	0
634	MAKRUZZ GOLD	1996	PGER	475	162
<b>MARIA OFFSHORE INTERNATIONAL LLP</b>					
635	MARIA	2007	OFF	1079	880
<b>MARINE INFRASTRUCTURE LTD.</b>					
636	MARIA LAURA	2011	FC	2148	0
<b>MEENAKSHI FISHING &amp; TRADING CO.</b>					
637	GREEN OCEAN 2	1996	PGER	259	50
638	MV GREEN OCEAN-1	1988	PGER	349	82
<b>MERCATOR LTD.</b>					
639	VRINDA	1997	BC	36698	71034
640	PREM PURVA	1994	DRB	36708	69286
641	BANWARI PREM	2006	DRED	7277	0
642	BHAGVATI PREM	2007	DRED	7256	9965
643	DARSHANI PREM	2006	DRED	4992	7149
644	OMKARA PREM	2006	DRED	4607	0
645	TRIDEVI PREM	2006	DRED	4992	0
646	VEERA PREM	1970	DRED	9640	16385
647	M.T. MAHARSHI VISWAMITRA	1992	LCAR	44704	0
648	MT HANSA PREM	2001	PT	23680	36032
649	HARSHA PREM	1993	TANC	25644	34999
650	OMBATI PREM	1994	TANC	53383	90607
651	PREM DIVYA	1998	TANC	57950	109227
652	DEVSI	1985	TANP	52629	94706
653	HARSHA	1979	TANP	5450	9054
654	PREM MALA	2000	TANP	28522	47044
655	PREM PRIDE	1999	TANP	61764	109610
656	PREMVATI	1986	TANP	56613	100366
657	PUNITA	1984	TANP	29485	51287
658	SADANAND	1986	TANP	52862	94752

*Table 1.11 (Contd....)*

*List of all vessels registered for Indian trade as on 31st December, 2017*

<i>Sl No</i>	<i>Name Of the Ship</i>	<i>Year of Built</i>	<i>Type of Vessel</i>	<i>GRT</i>	<i>DWT</i>
659	SISOLI	1980	TANP	51095	89922
660	VEDIKA PREM	1993	TANP	25644	42253
<b>MODEST INFRASTRUCTURE LTD.</b>					
661	SAGAR SAMRAJ	2014	MOTS	1226	0
<b>MODEST OFFSHORE SERVICES LTD.</b>					
662	IFK-1	1977	TUG	66	0
<b>MOHAMMED REFIQUE, A&amp;N ISLANDS</b>					
663	MSV FAIZANE AL NOORANI	1995	MSV	342	0
<b>MOHD. MUBEEN AKHTAR HUSSIN MERCHANT</b>					
664	VIBHA-I	1973	DRY	472	700
<b>MORMUGAO PORT TRUST</b>					
665	ANJUNA	1986	PTMB	186	0
666	DONA PAULA II	1988	PTMB	226	0
667	SURVEY II	1998	PTMB	44	0
<b>MRS. ISHRAT JAHAN W/O MR. RIAZ KHAN</b>					
668	M.S.V. JESUS	1993	MSV	140	15
<b>MUMBAI PORT TRUST</b>					
669	AJAY	2000	PTMB	446	0
670	ANANT	2000	PTMB	446	0
671	JYOTSNA	1993	PTMB	314	0
672	PALLAVI	1995	PTMB	43	0
673	PAYAL	1995	PTMB	43	0
674	SHANSHODHINEE	1998	PTMB	40	0
675	VIVEK	1997	PTMB	1316	0
<b>MUNDRA PORT AND SPECIAL ECONOMIC ZONE LTD</b>					
676	DOLPHIN NO 6	2005	PTMB	390	150
677	DOLPHIN NO. 7	2007	PTMB	347	111
678	DOLPHIN NO. 8	2007	PTMB	347	111
679	DOLPHIN NO. 09	2008	TUG	449	321
680	DOLPHIN NO. 10	2009	TUG	450	321
681	DOLPHIN NO. 11	2009	TUG	671	210
682	DOLPHIN NO. 12	2009	TUG	445	0
683	DOLPHIN NO. 14	2010	TUG	445	0
684	DOLPHIN NO. 17	2011	TUG	449	299
685	DOLPHIN NO. 18	2011	TUG	449	0
686	DOLPHIN-2	2010	TUG	372	0
687	M.V. DOLPHIN - 16	2011	TUG	448	294

*Table 1.11 (Contd....)*

*List of all vessels registered for Indian trade as on 31st December, 2017*

<i>Sl No</i>	<i>Name Of the Ship</i>	<i>Year of Built</i>	<i>Type of Vessel</i>	<i>GRT</i>	<i>DWT</i>
688	M.V. DOLPHIN NO.15	2010	TUG	447	0
<b>MUSTAN TAHDERBHAI KHANBHAI</b>					
689	DR. NAGENDRA SINGH	1985	OFF	1310	1817
<b>N.S. GUZDER &amp; COMPANY LTD.</b>					
690	AHALYA	1972	TUG	498	0
<b>NATIONAL INSTITUTE OF OCEAN TECHNOLOGY</b>					
691	SAGAR NIDHI	2007	SOFF	4862	0
692	SAGAR MANJUSHA	2006	SV	1065	407
<b>NATIONAL INSTITUTE OF OCEANOGRAPHY, GOA</b>					
693	SINDHU SADHANA	2013	RS	4154	1200
694	SINDHU SANKALP	1989	SOFF	709	297
<b>NATWAR PAREKH INDUSTRIES</b>					
695	GOPI	1983	RORO	956	1386
<b>NAUTEX MARITIME PVT. LTD</b>					
696	SAN TIAGO	2015	TUG	174	0
<b>NAVAYUGA ENGINEERING CO. LTD</b>					
697	NAVAYUGA-1	2007	DRED	6520	8476
698	NAVAYUGA-2	2008	DRED	4607	6318
<b>NAWAZ SHIPPING</b>					
699	RISHI VISTARA I	2016	TUG	197	118
<b>NETINCON LOGISTICS PVT. LTD</b>					
700	MOHUN BAGAN 7	2017	GCS	2808	5100
701	MOHUN BAGAN -6	2016	MOTS	2527	4500
702	MOHUN BAGAN-5	2015	MOTS	2419	0
<b>NEW ERA SHIPPING LTD. GOA</b>					
703	KINSHIP MODESTY	1998	DRB	1593	2183
704	HARMEEZ	1998	DRY	1593	2137
<b>NEW MANGALORE PORT TRUST</b>					
705	ISWARI	2009	PTMB	359	0
706	KABINI	1999	PTMB	487	190
707	SWARNA	1998	PTMB	374	147
<b>NIKHIL KUMAR DHALI</b>					
708	SAGAR SANDESH	1997	OFF	189	0
<b>OCEAN DIVING CENTRE LTD</b>					

*Table 1.11 (Contd....)*

*List of all vessels registered for Indian trade as on 31st December, 2017*

<i>Sl No</i>	<i>Name Of the Ship</i>	<i>Year of Built</i>	<i>Type of Vessel</i>	<i>GRT</i>	<i>DWT</i>
709	MISTER NELSON	1975	TUG	380	593
<b>OCEAN SPARKLE LTD.</b>					
710	OSL GLORY	2014	OFF	3583	3878
711	OSL TRIUMP	2002	OFF	2137	3264
712	OCEAN ACCLAIM	1993	PASS	34	0
713	OSL SENTINEL	2015	PSV	3535	0
714	M.V. OCEAN TIARA	1993	TUG	275	0
715	OCEAN ALIANCE	1996	TUG	315	147
716	OCEAN BRAVE	2007	TUG	395	0
717	OCEAN BREEZE	2009	TUG	396	194
718	OCEAN CHALLENGER	1972	TUG	104	0
719	OCEAN CLASSIC	2008	TUG	279	75
720	OCEAN COURAGE	1997	TUG	434	49
721	OCEAN CREST	1983	TUG	377	116
722	OCEAN CROWN	2004	TUG	393	0
723	OCEAN DELIGHT	1994	TUG	318	0
724	OCEAN DESIRE	1994	TUG	353	0
725	OCEAN ELEGANCE	2006	TUG	337	0
726	OCEAN EMERALD	2005	TUG	316	0
727	OCEAN EMPIRE	2012	TUG	468	287
728	OCEAN ENDURANCE	2012	TUG	295	0
729	OCEAN ENVY	2005	TUG	358	91
730	OCEAN FAITH	2016	TUG	492	269
731	OCEAN FAME	2007	TUG	337	175
732	OCEAN FREEDOM	2017	TUG	492	278
733	OCEAN GALLANT	1996	TUG	375	99
734	OCEAN GLORY	1981	TUG	299	0
735	OCEAN GRACE	1990	TUG	336	165
736	OCEAN HARMONY	2008	TUG	472	0
737	OCEAN HERCULES	1972	TUG	104	0
738	OCEAN ICON	2010	TUG	295	0
739	OCEAN JOY	1997	TUG	292	80
740	OCEAN LAUREL	1999	TUG	301	0
741	OCEAN LEGEND	1992	TUG	215	0
742	OCEAN LIBERTY	2014	TUG	370	0
743	OCEAN MAJESTY	1986	TUG	304	0
744	OCEAN MARVEL	2002	TUG	178	70
745	OCEAN MELODY	1996	TUG	225	0
746	OCEAN MIGHTY	1996	TUG	375	99
747	OCEAN MISTIQUE	1983	TUG	115	0
748	OCEAN MONARCH	2007	TUG	366	146

*Table 1.11 (Contd....)*

*List of all vessels registered for Indian trade as on 31st December, 2017*

<i>Sl No</i>	<i>Name Of the Ship</i>	<i>Year of Built</i>	<i>Type of Vessel</i>	<i>GRT</i>	<i>DWT</i>
749	OCEAN NAVIGATOR	2004	TUG	398	181
750	OCEAN NECTAR	2001	TUG	261	0
751	OCEAN PRESTIGE	2003	TUG	389	123
752	OCEAN PRIDE	1982	TUG	305	0
753	OCEAN PROGRESS	2016	TUG	368	166
754	OCEAN QUEST	2002	TUG	424	190
755	OCEAN RADIANCE	1984	TUG	328	138
756	OCEAN REGAL	2002	TUG	288	70
757	OCEAN ROYAL	1984	TUG	328	0
758	OCEAN SPIRIT	2007	TUG	376	171
759	OCEAN SPLENDOUR	1981	TUG	252	95
760	OCEAN STAR	2017	TUG	471	207
761	OCEAN SUCCESS	2017	TUG	471	199
762	OCEAN SUPREME	2006	TUG	366	146
763	OCEAN SYMPHONY	2006	TUG	362	0
764	OCEAN THUNDER	2012	TUG	472	0
765	OCEAN VALOUR	2002	TUG	365	0
766	OCEAN VICTOR	1978	TUG	276	0
767	OCEAN VIKING	1985	TUG	378	104
768	OCEAN WONDER	1994	TUG	441	572
769	OCEAN ZEAL	2004	TUG	451	500
770	SEALION AGILE	2003	TUG	298	185
771	SEALION APEX	2003	TUG	298	185
772	SEALION SENTINEL	2001	TUG	286	196
773	SEALION STERLING	2001	TUG	286	196
774	SVITZER SURAT	2003	TUG	451	0
<b>OFFSHORE INTERNATIONAL LOGISTICS</b>					
775	ENAKSHI	1996	TUG	229	0
<b>OIL &amp; NATURAL GAS COMM. LTD.</b>					
776	B.S. NEGI	2014	OFF	1831	1817
777	COLONEL S.P. WAHI	2016	OFF	1831	2500
778	L.J. JOHNSON	2013	OFF	1831	1828
779	N.B. PRASAD	2014	OFF	1831	2500
780	P.R. NAYAK	2013	OFF	1831	1835
781	P.T. VENUGOPAL	2015	OFF	1831	2500
782	SAMUDRIKA-04	1985	OFF	952	1150
783	SAMUDRIKA-1	1986	OFF	952	1150
784	SAMUDRIKA-10	1986	OFF	952	1150
785	SAMUDRIKA-11	1986	OFF	952	1150
786	SAMUDRIKA-3	1986	OFF	952	1150
787	SAMUDRIKA-5	1986	OFF	952	1150

*Table 1.11 (Contd....)*

*List of all vessels registered for Indian trade as on 31st December, 2017*

<i>Sl No</i>	<i>Name Of the Ship</i>	<i>Year of Built</i>	<i>Type of Vessel</i>	<i>GRT</i>	<i>DWT</i>
788	SAMUDRIKA-6	1986	OFF	952	1160
789	SINDHU-07	1985	OFF	1302	1821
790	SINDHU-12	1985	OFF	1302	1452
791	SAGAR BHUSHAN	1987	SOFF	11103	3331
792	SAGAR VIJAY(D/S)	1985	SOFF	11104	3331
793	SAGARIKA-IV	1983	SOFF	4207	1096
794	SAMUDRA NIDHI (MSV)	1985	SOFF	2995	2189
795	SAMUDRA SANCHANI (RESEARCH)	1986	SOFF	1500	2145
796	SAMUDRA SARVEKSHAK	1986	SOFF	3444	552
797	SAMUDRA SEVAK	1988	SOFF	5455	6710
798	SAMUDRA SURAKSHA	1982	SOFF	5473	7115
<b>ORIENT EXPRESS SHIP MANAGEMENT</b>					
799	SSL GUJRAT	1997	CS	18602	24365
800	ORIENT VICTORY	1989	RORO	6942	9944
<b>ORION AGENCIES LTD.</b>					
801	NIRMITI	1999	DRY	1188	1856
<b>ORION MARITIME PVT. LTD.</b>					
802	M.T. ATHENA	2013	TUG	299	266
803	M.T. AURA	2013	TUG	299	267
<b>ORION OFFSHORE SERVICES PVT LTD.</b>					
804	M.V. ORION LAXMI	2011	SV	487	464
805	ORION DHANASREE	1994	TUG	233	79
<b>P. SURYA RAO</b>					
806	M.T. SURYA	2002	TUG	59	0
<b>PALLONI PVT. LTD.</b>					
807	MBP 11	2013	BARG	1926	3150
<b>PARADIP PORT TRUST</b>					
808	TARINI	2011	PTMB	284	691
<b>PARKKOT MARITIME AGENCIES</b>					
809	ANUSHREE	1993	DRB	1594	2048
810	BHASKAR	2007	EP	1095	0
811	BHASKAR - II	2010	EP	1095	0
<b>PCL SHIPPING PVT. LTD</b>					
812	DECCAN PRIDE	2005	BC	38877	75477
<b>PEARL SHIPS LTD.</b>					
813	PEARL GRACE	1982	DRB	23797	39316

*Table 1.11 (Contd....)*

*List of all vessels registered for Indian trade as on 31st December, 2017*

<i>SI No</i>	<i>Name Of the Ship</i>	<i>Year of Built</i>	<i>Type of Vessel</i>	<i>GRT</i>	<i>DWT</i>
<b>PFS SHIPPING INDIA LTD.</b>					
814	PFS NARAYANA	1983	DRB	28330	47442
815	PFS VAMANA	1986	DRB	41671	84700
816	PFS BRAVE	2009	OFF	1922	1921
817	PFS COURAGE	2010	OFF	1922	1921
818	PFS SUPPLIER	2009	SV	1972	3096
<b>PIDILITE IND. LTD.</b>					
819	SEA MARK	2004	SV	45	14
<b>PIL (INDIA) PVT. LTD</b>					
820	KOTA TERAJU	2002	CCON	7683	10728
<b>PILLONJI LOGISTICS LTD.</b>					
821	MPB - 1	2006	BARG	1601	2550
822	MPB - 5	2006	BARG	1284	2140
823	MPB - 6	2006	BARG	1601	2550
824	MPB - II	2006	BARG	1601	2550
825	MPB - IV	2006	BARG	1601	2550
<b>POLESTAR MARITIME LTD.</b>					
826	ASTER STAR	2015	TUG	195	0
827	BLUE BELL	2004	TUG	194	0
828	COSMOS STAR	2017	TUG	473	267
829	DAISY STAR	2016	TUG	493	317
830	HAZAL	2007	TUG	200	203
831	IRIS	2005	TUG	179	0
832	JASMINE STAR	2014	TUG	376	145
833	LOTUS STAR	2017	TUG	493	320
834	M.T. IVY	2008	TUG	336	0
835	MT LILAC	2009	TUG	448	0
836	ORCHID	1994	TUG	110	0
837	ORCHID STAR	2012	TUG	468	288
838	PALASH STAR	2016	TUG	494	328
839	PARIJAT MT	2007	TUG	166	150
840	ROSE	1999	TUG	134	0
841	WATER LILY	2011	TUG	462	0
<b>POOMPUHAR SHIPPING COPN. LTD.</b>					
842	TAMIL ANNA	1985	DRB	27986	39985
843	TAMIL PERIYAR	1986	DRB	27999	39990
<b>PRAGATI MARINE SERVIES PVT. LTD.</b>					
844	SEA HUNTER	2009	TUG	476	202

*Table 1.11 (Contd....)*

*List of all vessels registered for Indian trade as on 31st December, 2017*

<i>Sl No</i>	<i>Name Of the Ship</i>	<i>Year of Built</i>	<i>Type of Vessel</i>	<i>GRT</i>	<i>DWT</i>
<b>PRANIK SHIPPING &amp; SERVICES LTD.</b>					
845	PRANIK PRAVESH	1997	DRY	1874	2849
<b>PRATIBHA SHIPPING LTD.</b>					
846	PRATIBHA BHEEMA	1991	TANC	79718	154971
847	PRATIBHA CHANDRABHAGA	1983	TANC	22126	35225
848	PRATIBHA INDRAYANI	1983	TANC	19245	32042
849	PRATIBHA NARMADA	1982	TANC	36865	62094
850	PRATIBHA TAPI	1987	TANC	23926	40156
851	PRATIBHA WARNA	1988	TANC	23926	40141
852	PRATIBHA CAUVERY	1981	TANP	16949	29810
853	PRATIBHA KOYNA	1992	TANP	28223	47071
854	PRATIBHA NEERA	1986	TANP	30565	28610
<b>PRATISHTHA MARINE SERVICES P. LTD</b>					
855	MAHI	1982	PGER	163	107
<b>PRINCE MARINE TRANSPORT SERVICES</b>					
856	PRINCE 1	2017	CREW	90	0
857	A-ONE	2008	OFF	497	646
858	A-THREE	2012	OFF	496	526
859	HIRA	1983	OFF	867	0
860	VIVA	1975	OFF	999	0
861	ZOYA	1975	OFF	775	0
862	MIGHTY	1986	TUG	288	0
863	SHAKTAN	1968	TUG	273	0
864	TUG PAMBA	1970	TUG	108	0
865	TUG RAJA	2000	TUG	329	0
<b>PROFESSIONAL SHIP MGT. PVT. LTD.</b>					
866	AQUATOR-1	2015	CREW	94	14
<b>PROSPECTS SHIPPING PVT LTD.</b>					
867	PROSPECTS	1979	DRB	14441	17550
<b>QK MARINE SERVICES PVT. LTD.</b>					
868	VIHAAN	2015	TUG	470	284
<b>R. M. SHIPPING PVT. LTD.</b>					
869	SEA - HAWK - 8	2009	PGER	25	5
870	SEA HAWK - 1	2008	PGER	51	0
871	SEA HAWK - 2	2008	PGER	24	5
872	SEA HAWK - 3	2008	PGER	24	5
873	SEA HAWK - 5	2009	PGER	25	0

*Table 1.11 (Contd....)*

*List of all vessels registered for Indian trade as on 31st December, 2017*

<i>SI No</i>	<i>Name Of the Ship</i>	<i>Year of Built</i>	<i>Type of Vessel</i>	<i>GRT</i>	<i>DWT</i>
874	SEA HAWK - 6	2009	PGER	25	0
875	SEA HAWK - 7	2009	PGER	25	0
876	SEA HAWK- 9	2008	PGER	24	5
<b>RADIANT SHIPPING LTD.</b>					
877	RADIANT CONOPUS	1979	DRB	21623	35157
878	RADIANT POLARIS	1982	DRB	23308	36205
879	RADIANT RIGEL	1981	DRB	23652	40507
880	RADIANT VEGA	1983	DRB	21968	37497
<b>RAJ SHIPPING AGENCIES LTD.</b>					
881	OFFSHORE DEFENDER	1979	OFF	1112	1050
882	OFFSHORE HUNTER	1983	OFF	815	1108
883	OFFSHORE RANGER	1999	OFF	1734	2230
884	OFFSHORE RUNNER	2008	OFF	469	650
885	OFFSHORE SUPPLIER	1974	OFF	708	696
886	OFFSHORE SUPPORTER	2002	OFF	1233	1255
887	DANSTAR (CREW BOAT)	1975	PASS	83	0
888	ANWESHAK	1974	SOFF	715	915
889	OFFSHORE ENERGY	1999	SV	2656	2805
890	TUG ATUL	1966	TUG	284	0
<b>RAJMAHENDRI OIL FIELD SERVICES P LTD.</b>					
891	JOSH	1997	TUG	74	0
892	NOOR	1999	TUG	109	0
<b>RAMESH BABA SUVAMA</b>					
893	RAJAJI	1982	TUG	314	0
<b>RAREFIELD SHIPPING PVT. LTD.</b>					
894	RUSSEL RANI	1995	CCON	7662	0
<b>REACON ENGINEERS(INDIA) PVT. LTD.</b>					
895	AGNI	1976	DRY	299	893
896	GULMA	1971	DRY	147	337
897	ROSANNA	1969	DRY	399	1060
<b>RELIANCE INDUSTRIES LTD.</b>					
898	REL GAS ESHTA	1991	ECAR	3035	2628
899	REL GAS NAYANTARA	1991	ECAR	3035	2628
900	REL GAS VIKRAM	1990	ECAR	2657	1302
901	ANJALI	2008	PGER	126	94
902	APSARA	2008	PGER	126	94
903	APURVA	2001	PGER	79	0
904	CHETAK	2001	PGER	70	0

**Table 1.11 (Contd....)**

**List of all vessels registered for Indian trade as on 31st December, 2017**

<b>SI No</b>	<b>Name Of the Ship</b>	<b>Year of Built</b>	<b>Type of Vessel</b>	<b>GRT</b>	<b>DWT</b>
905	EAGLE	2001	PGER	70	0
906	POONAM	2001	PGER	79	0
907	REL DARSHAN	2008	SOFF	1215	2284
908	REL SAGAR	2003	SOFF	1206	820
909	REL TUG EIGHT	1981	TUG	252	123
910	REL TUG FOURTEEN	2008	TUG	466	287
911	REL TUG III	1995	TUG	420	238
912	REL TUG NINE	1985	TUG	330	216
913	REL TUG SEVEN	1999	TUG	465	252
914	REL TUG SIX	1999	TUG	465	252
915	REL TUG TEN	1982	TUG	342	105
916	REL TUG V	1982	TUG	121	106
917	REL. TUG IV	1995	TUG	420	238
918	REL.TUG ELEVEN	2003	TUG	296	0
919	RELTUG FIFTEEN	2008	TUG	466	288
920	RELTUG ONE	1992	TUG	150	72
921	RELTUG SEVENTEEN	2015	TUG	368	211
922	RELTUG SIXTEEN	2008	TUG	466	231
923	RELTUG TWELVE	2005	TUG	290	0
924	RELTUG TWO	1992	TUG	150	72
<b>RESHAMSINGH &amp; CO. PVT LTD.</b>					
925	M.V. RESCO - 5	2010	TUG	154	0
926	TUG RESCO-4	2004	TUG	144	0
<b>RIPLEY OFFSHORE PVT. LTD.</b>					
927	MOHUN BAGAN 22	2017	TUG	191	102
<b>RSOS - R.K.KATADI</b>					
928	KOHINOOR	1999	TUG	55	31
<b>S. SURYA RAO</b>					
929	TEJA	2005	TUG	159	0
<b>S.K.S. SHIP LTD.</b>					
930	JASMINE	1994	PGER	12	0
931	TULIP	1994	PGER	12	0
<b>S.R. OFFSHORE P. LTD.</b>					
932	DANISH	2006	BARG	1110	2060
933	REGENT	2004	TUG	117	0
934	ROZA	2005	TUG	156	0
935	TAG - 11	1987	TUG	1997	0
<b>S.S. OFFSHORE PVT. LTD.</b>					

*Table 1.11 (Contd....)*

*List of all vessels registered for Indian trade as on 31st December, 2017*

<i>Sl No</i>	<i>Name Of the Ship</i>	<i>Year of Built</i>	<i>Type of Vessel</i>	<i>GRT</i>	<i>DWT</i>
936	SAGAR FORTUNE	2008	SV	2442	3084
937	SAGAR - III	1993	TUG	161	182
938	SAGAR PRINCE	1997	TUG	250	195
939	SAGAR-5	1994	TUG	396	280
<b>SADHAV SHIPPING LTD.</b>					
940	AADYA	1987	AHTS	1997	0
941	SACHINAMI	2006	DRY	1148	2080
942	SHANTAM	2012	DRY	1323	2300
943	SARVESHAK	2017	RS	70	5
944	ADWITA	2001	TUG	1706	1903
945	SWACHCHAK	2015	UTV	135	68
<b>SADHNA TECH. WORKS PVT. LTD.</b>					
946	SEASTAR AMBA ONE	2003	TUG	193	0
<b>SAFE &amp; SURE MARINE INT. PVT. LTD.</b>					
947	PRIYANKA	1999	DRY	1441	2195
948	SAGAR SEVAK	1972	SOFF	490	826
<b>SAHARA INDIA TOURISM DEV. CORPN. LTD</b>					
949	M.V. QING	1982	PGER	35143	4514
<b>SAHARA SHIPPING PVT. LTD</b>					
950	LION KING	1998	TUG	78	24
<b>SAI SHIPPING COMPANY P. LTD.</b>					
951	SAI SUNSHINE	1999	DRY	13066	20567
<b>SAIBHYA SHIPPING AGRO-MARINE P. LTD</b>					
952	SAI SOWBAGHYA	2015	UTV	267	100
<b>SAKTHI SHIPPING SERVICES (I) PVT. LTD.</b>					
953	JAI VEKKALI MEENAKSHI	1983	DRY	2653	3677
954	M.V. SAKTHI	1982	DRY	1510	2164
<b>SALGAOCAR MINING LTD.</b>					
955	SUNRISE	1974	DRB	34920	58635
956	PYARELAL	2005	TUG	255	283
<b>SALGAONKAR ENGINEERS PVT. LTD.</b>					
957	GOSALIA PROSPECT	1971	DRB	12519	17529
<b>SAMBHULINGAM MARINE SERVICES</b>					
958	KALINDI	2011	OFF	317	0
<b>SAMRAT ASIA MARITIME LTD.</b>					

*Table 1.11 (Contd....)*

*List of all vessels registered for Indian trade as on 31st December, 2017*

<i>Sl No</i>	<i>Name Of the Ship</i>	<i>Year of Built</i>	<i>Type of Vessel</i>	<i>GRT</i>	<i>DWT</i>
959	SAMRAT VIJAYA	1995	DRY	1874	2350
<b>SAMSON MARITIME LTD.</b>					
960	OCEAN JADE	2013	AHTS	1081	699
961	EMERALD	2008	OFF	2443	2443
962	OCEAN AMMOLITE	2004	OFF	499	502
963	OCEAN CORAL	2013	OFF	2207	1866
964	OCEAN DIAMOND	2007	OFF	2433	3000
965	OCEAN TURQUOISE	2014	OFF	4335	5288
966	MALAVIYA TWENTY EIGHT	2006	SV	2072	2380
967	OCEAN AMETHYST	2009	SV	2418	0
968	OCEAN SAPPHIRE	2010	SV	2921	0
969	OCEAN TANZANITE	2009	SV	873	0
970	ADI SHAKTI	1976	TUG	454	837
971	JADE	1982	TUG	587	458
972	M.V. OCEAN ZIRCON	2011	TUG	341	0
973	OCEAN AQUAMARINE	2007	TUG	1454	1219
974	OCEAN CITRINE	2011	TUG	1071	0
975	OCEAN JADE- 1	2013	TUG	1081	723
976	OCEAN LAPIZ	1977	TUG	366	220
977	OCEAN MORGANITE	2013	TUG	2207	1896
978	OCEAN OPAL	2011	TUG	1071	0
979	PERIDOT	1992	TUG	73	0
980	SULAVESI	1984	TUG	747	0
<b>SAMUDERA BHART FEEDER PVT. LTD.</b>					
981	SINAR 1	2006	CS	4455	6555
<b>SAMUDRIKA LOGISTICS PVT. LTD.</b>					
982	OCEAN SURVEYOR	1978	OFF	275	290
<b>SAN MARINE</b>					
983	SIRI	2015	TUG	174	0
<b>SANGHI INDUSTRIES LTD.</b>					
984	SANGHI SUDARRSHAN	2017	BC	3522	4400
985	SANGHI TRISHUL	2017	BC	3522	4400
<b>SANMAR SHIPPING LTD.</b>					
986	M.T. SANMAR STANZA	1999	TANP	28546	47110
987	SANMAR MAJESTRY	1996	TANP	5973	10314
988	SANMAR SERENADE	1992	TANP	25877	45696
989	SANMAR SONET	1997	TANP	56854	99999
990	SANMAR SOPRANO	2002	TANP	28048	45861

*Table 1.11 (Contd....)*

*List of all vessels registered for Indian trade as on 31st December, 2017*

<i>Sl No</i>	<i>Name Of the Ship</i>	<i>Year of Built</i>	<i>Type of Vessel</i>	<i>GRT</i>	<i>DWT</i>
<b>SARAT CHATTERJEE &amp; CO. (V)P. LTD</b>					
991	JAL VAIBHAV	2006	BC	46398	85926
992	JAL LAHARI	2017	TUG	191	102
<b>SAURASHTRA FUELS PVT. LTD.</b>					
993	ISPAT SHAKTI	1982	DRY	1836	2780
994	ISPAT SHANTI	1981	DRY	1836	2780
<b>SCI FORBES LIMITED</b>					
995	BHAIRAVI	2009	TANP	8625	13141
996	M. T. ASAVARI	2009	TANP	8625	13095
997	MALHARI	2010	TANP	8625	13150
998	NEELAMBARI	2010	TANP	8625	13103
<b>SEA RIDES SHIP MANAGEMENT</b>					
999	ONYX	1977	SOFF	1011	1142
<b>SEA SPARKLE HARBOUR SERVICES LTD</b>					
1000	DIGNITY	1994	TUG	297	218
1001	ESTEEM	1993	TUG	217	153
1002	SEALION ACE	2013	TUG	471	187
1003	SIGMA	2000	TUG	292	0
<b>SEABON DNV MARINE P. LTD.</b>					
1004	OCEAN CREWZER - III	2014	CREW	72	16
<b>SEABRIDGE MARITIME AGENCIES PVT. LTD.</b>					
1005	TULIP-1	2000	TUG	125	0
<b>SEAGULL DREDGING PVT. LTD. MUMBAI</b>					
1006	PORUNAI	1982	TUG	71	0
<b>SEALAND SHIPPING &amp; EXPORTS PVT.LTD.</b>					
1007	CONCORD	1978	DRY	2233	3881
<b>SEALION SPARKLE MARITIME SERVI</b>					
1008	ARANI	2000	SOFF	68	7
1009	KORTALAIYAR	2000	SOFF	68	7
1010	ILANGO	2000	TUG	398	124
1011	KAMBAR	2000	TUG	398	130
1012	PUGAZHENDHI	2000	TUG	398	126
<b>SEALION SPARKLE PORT &amp; TERMINAL SERVICE</b>					
1013	SEALION ADMIRAL	2011	TUG	472	0
<b>SEAPORT LOGISTICS PVT. LTD</b>					

*Table 1.11 (Contd....)*

*List of all vessels registered for Indian trade as on 31st December, 2017*

<i>Sl No</i>	<i>Name Of the Ship</i>	<i>Year of Built</i>	<i>Type of Vessel</i>	<i>GRT</i>	<i>DWT</i>
1014	SEAPOL DIAMOND	2015	BARG	1226	0
1015	SEAPOL PEARL	2015	BARG	1233	0
1016	SEAPOL RUBY	2015	BARG	1340	0
1017	SEAPOL ENDEAVOUR	1996	BC	26021	45758
<b>SEASHORES INFRA LOGISTICS</b>					
1018	HEMAVATHI	1988	PTMB	269	115
<b>SEASPAN SHIPPING LTD.</b>					
1019	SEASPAN-III	1990	PGER	643	139
<b>SEATRANS SHIPPING CORPN. LTD.</b>					
1020	UMASHRI	1976	TUG	42	0
<b>SEAWAYS OFFSHORE MARINE INDIA P LTD</b>					
1021	SEAWAYS 9	1999	TUG	458	362
<b>SEAWAYS SHIPPING LIMITED</b>					
1022	SEAWAYS VALOUR M.T.	1991	DRY	11998	14140
1023	SEAWAYS VENTURE M.T.	1991	DRY	11998	14140
<b>SESA GOA LTD.</b>					
1024	ORISSA	1979	DRB	46314	80000
<b>SESA SHIPPING(P) LTD.</b>					
1025	TUG COURAGEOUS	1988	TUG	121	0
<b>SESA STERLITE LTD.</b>					
1026	ROYAL SESA	2012	BARG	5522	3519
<b>SETHUSAMUDRAM CORP.TD., CHENNAI</b>					
1027	ALLI	2010	MOTO	17	0
1028	ARLI	2010	MOTO	17	0
1029	KURUNJI	2009	MOTO	17	0
1030	M.V. PULIVASAL	2010	MOTO	48	0
1031	M.V. SINGHLE	2010	MOTO	48	0
1032	MALLIGAI	2009	MOTO	17	0
1033	MULLAI	2009	MOTO	17	0
1034	PARIJATHAM	2010	MOTO	17	0
1035	POOMARICHAN	2009	MOTO	48	0
1036	THAMARAI	2010	MOTO	17	0
<b>SETRANS SHIPPING LTD.</b>					
1037	GURPUR	1976	TUG	249	184
<b>SEVA SHIPPING</b>					

*Table 1.11 (Contd....)*

*List of all vessels registered for Indian trade as on 31st December, 2017*

<i>Sl No</i>	<i>Name Of the Ship</i>	<i>Year of Built</i>	<i>Type of Vessel</i>	<i>GRT</i>	<i>DWT</i>
1038	SEVA I	2011	BC	1783	2659
<b>SEVEN ISLAND SHIPPING LTD</b>					
1039	AGILITY	1997	TANC	29083	44970
1040	DELIGHT	1992	TANC	5001	8614
1041	GENESSA	2000	TANC	27645	46145
1042	LAVAILS	2000	TANC	157814	299325
1043	M.T. ORCHIDS	1986	TANC	17612	28810
1044	OAKTREE	1993	TANC	28277	46842
1045	SAFFRON	1998	TANC	81565	149999
1046	VICTORY	1990	TANC	18260	29932
1047	CRIMSON	1998	TANP	81148	146645
1048	MEADOWS	1996	TANP	26218	46087
1049	VIJAYDOOT	1984	TANP	4473	7314
1050	WINDSOR	1996	TANP	26218	46057
<b>SHAHI SHIPPING LTD.</b>					
1051	ROYAL GODAVARI	1988	TUG	121	0
<b>SHANTI SAGAR INT. DREDG. PVT. LTD.</b>					
1052	SHANTI SAGAR - 14	2012	DRED	774	1308
1053	SHANTI SAGAR - 15	2012	DRED	495	0
1054	SHANTISAGAR	2008	DRED	4977	1087
1055	SHANTI SAGAR 17	2017	HOD	8294	0
1056	JALASHWA - 7	2012	UTC	205	221
<b>SHANTI SHIPPING CO.(P) LTD</b>					
1057	ISLAND PRINCESS	1967	DRY	760	830
<b>SHINY SHIPPING &amp; LOGISTICS PVT.</b>					
1058	PAMBOOR	2012	TANP	764	962
1059	SHAUN-1	2016	TANP	1389	1772
<b>SHIPPING CORPN. OF INDIA</b>					
1060	SCI URJA	2012	AHTS	2067	2002
1061	K.D. MALAVIYA	2012	BARG	1831	0
1062	VISHVA UDAY	2013	BC	44861	81696
1063	INDIRA GANDHI	1993	CCON	21963	28948
1064	LAL BAHADUR SHASTRI	1993	CCON	21963	28902
1065	M.V. VISVA BANDHAN	2011	DRB	33185	0
1066	M.V. VISVA MALHAR	2011	DRB	33032	0
1067	M.V. VISVA NIDHI	2011	DRB	33170	0
1068	M.V. VISVA PREM	2011	DRB	33185	57161
1069	M.V. VISVA VIJETA	2011	DRB	33032	0

*Table 1.11 (Contd....)*

*List of all vessels registered for Indian trade as on 31st December, 2017*

<i>Sl No</i>	<i>Name Of the Ship</i>	<i>Year of Built</i>	<i>Type of Vessel</i>	<i>GRT</i>	<i>DWT</i>
1070	VISVA ANAND	2012	DRB	44007	80204
1071	VISVA DIKSHA	2012	DRB	33185	57133
1072	VISVA EKTA	2011	DRB	33185	57100
1073	VISVA JYOTI	2012	DRB	44864	82091
1074	VISVA PREETI	2012	DRB	44007	80250
1075	VISVA VIJAY	2012	DRB	44010	80312
1076	VISVA VIKAS	2012	DRB	33185	57138
1077	VISVA VINAY	2012	DRB	44007	80139
1078	SCI CHENNAI M.V.	2008	DRY	43679	57813
1079	SCI MUMBAI M.V.	2008	DRY	43679	57785
1080	ANNA PURNA	1991	LCAR	17778	17601
1081	NANGA PARBAT	1991	LCAR	17778	17601
1082	C.P. SRIVASTAVA	1984	OFF	1310	1758
1083	NALANDA	2012	OFF	2633	3093
1084	SCI YAMUNA	2012	OFF	2633	3095
1085	SCI-05	1984	OFF	1310	1819
1086	TAMIL NADU	2000	OIBC	28029	45792
1087	HARSHVARDHAN	1974	PASS	11238	5271
1088	RAMANUJAN	1972	PASS	823	163
1089	SCI SABARMATI	2013	SV	3306	3628
1090	SCI SARASWATI	2017	SV	3616	3720
1091	ABUL KALAM AZAD	1999	TANC	51793	92687
1092	ANKLESHWAR	1994	TANC	80130	147563
1093	DESH ABHIMAAN	2007	TANC	81084	159040
1094	DESH BHAKT	2003	TANC	61978	110000
1095	DESH GAURAV	2003	TANC	61978	110000
1096	DESH MAHIMA	2010	TANC	64397	115611
1097	DESH PREM	2003	TANC	61978	110000
1098	DESH RAKSHAK	2003	TANC	61978	110000
1099	DESH SHAKTI	2003	TANC	84261	146840
1100	DESH SHANTI	2004	TANC	84261	146114
1101	DESH UJAALA	2005	TANC	161202	316217
1102	DESH VIBHOR	2015	TANC	165319	316634
1103	DESH VISHAL	2009	TANC	162412	320071
1104	GURU GOVIND SINGH PVC	1995	TANC	80130	147498
1105	HOMI BHABHA	1982	TANC	25040	41123
1106	M. T. SWARNA KALASH	2009	TANC	29845	47878
1107	MAHARAJA AGRASEN	1995	TANC	80130	147469
1108	MAHARSHI PARASHURAM	2002	TANC	51785	93322
1109	SWARNA BRAHMAPUTRA	2010	TANC	42845	73368
1110	SWARNA GANGA	2010	TANC	42845	73368
1111	SWARNA GODAVARI	2010	TANC	42845	73368

*Table 1.11 (Contd....)*

*List of all vessels registered for Indian trade as on 31st December, 2017*

<i>Sl No</i>	<i>Name Of the Ship</i>	<i>Year of Built</i>	<i>Type of Vessel</i>	<i>GRT</i>	<i>DWT</i>
1112	SWARNA JYANTI	2010	TANC	57702	104900
1113	SWARNA KAMAL	2010	TANC	57702	104903
1114	SWARNA KAVERI	1975	TANC	42845	73665
1115	SWARNA KRISHNA	2010	TANC	42845	73368
1116	SWARNA MALA	2010	TANC	29993	51196
1117	SWARNA PUSHP	2010	TANC	29845	47795
1118	SWARNA SINDHU	2010	TANC	42845	73368
1119	BANKIMCHANDRA CHATTERJEE	1994	TANP	26474	45134
1120	DESH SAMMAN	2011	TANP	64397	0
1121	DESH SHOBHA	2012	TANP	81334	157985
1122	DESH VAIBHAV	2005	TANP	161202	316409
1123	DESH VIRAT M.T.	2008	TANP	162416	319000
1124	M.T. DESH GARIMA	2011	TANP	64397	114790
1125	M.T. DESH SURKSHA	2011	TANP	64397	114790
1126	SAMPURNA SWARAJYA	1998	TANP	21827	32948
1127	SUVARNA SWARAJYA	1998	TANP	21827	32902
1128	M.V. SCI PANNA	2011	TUG	2040	2000
1129	M.V. SCI POWER	2011	TUG	2067	1994
1130	SCI AHIMSA	2012	TUG	2067	2005
1131	SCI KUNDAN	2012	TUG	2067	2010
1132	SCI MUKTA	2012	TUG	2039	1965
1133	SCI RATNA	2011	TUG	2039	0
1134	VISHVA CHETNA	2013	TUG	44864	81734
<b>SHIV SHIPPING SERVICES</b>					
1135	SHIV SHAKTI	2013	BARG	1583	2000
<b>SHIV VANI OIL &amp; GAS EXPLORATION</b>					
1136	SACHINAM	1998	PGER	174	46
<b>SHIVA MARKETING LTD.</b>					
1137	SHIV KRIPA	1995	TUG	157	0
<b>SHOFT INDUSTRIES PVT. LTD.</b>					
1138	HDC ALBATROSS	2017	GCS	1207	1625
<b>SHREE KRISHNA QUARRY PVT. LTD.</b>					
1139	SHREE KRISHNA XV	2010	TANP	708	0
<b>SHREE KRISHNA STEVEDORES P. LTD.</b>					
1140	SHREE KRISHNA - VII	2010	BARG	1520	2100
1141	SHREEKRISHNA - X	2010	BARG	1527	2312
1142	SHREEKRISHNA - XI	2010	BARG	1527	2312
1143	SHREE KRISHNA - IX	2009	DRB	1518	2100

*Table 1.11 (Contd....)*

*List of all vessels registered for Indian trade as on 31st December, 2017*

<i>Sl No</i>	<i>Name Of the Ship</i>	<i>Year of Built</i>	<i>Type of Vessel</i>	<i>GRT</i>	<i>DWT</i>
1144	SHRI KRISHNA - VIII	2010	DRB	1520	2100
1145	SHREE KRISHNA 14	2011	GCS	1269	2168
<b>SHREE SAGAR STEVEDORE</b>					
1146	SWAMI SAGAR	2011	MOTO	1066	0
<b>SHREE VARALAKSHMI OFFSHORE SERVICES</b>					
1147	GANGOTHRI	2010	MOTO	69	0
<b>SHREEJI SHIPPING SERVICES (INDIA) LTD.</b>					
1148	THREWIN SPLENDOUR	1989	DRY	1446	1883
1149	THREWIN SUCCESS	1990	DRY	1446	1878
1150	EPSOM FREYA	1999	TUG	247	0
<b>SHREYAS SHIPPING &amp; LOGISTICS LTD</b>					
1151	SSL BHARAT	1997	CS	29383	34670
1152	SSL CHENNAI	1998	CS	8214	11506
1153	SSL DELHI	2000	CS	25369	33899
1154	SSL KOLKATA	2007	CS	9956	13784
1155	SSL VISAKHAPATNAM	1996	CS	18602	24376
1156	SSL SABARIMALAI	2003	GCS	12993	17471
<b>SHREYAS SHIPPING LTD.</b>					
1157	INDEPENDENT SPIRIT	1991	CCON	12997	17610
1158	OEL KOCHI	1998	CCON	21339	24553
1159	OEL KUTCH	1998	CCON	21339	24553
1160	OEL TRUST	1992	CCON	11872	14371
1161	ORIENT PATRIOT	1983	CCON	17702	20182
1162	ORIENT VISION	1979	CCON	4802	6302
1163	SSL MUMBAI	1997	CCON	18602	24374
1164	UNITY	1990	CCON	11982	14100
<b>SHRI ARVIND SHAH P/O AECADIA</b>					
1165	MV KB-1	2010	TUG	69	0
<b>SHRI DWARAMPUDI TIRAPAYYAREDDY</b>					
1166	GAYATHRI	2015	MOT	91	55
<b>SHRI K. VIJAY GOPAL</b>					
1167	AQUATOR-2	2015	CREW	94	14
1168	SAGAR RAKSHAK II	2000	MOTS	40	0
<b>SHRI KATADI JANAKIRAM</b>					
1169	JUPITER	2016	MOTT	160	0
<b>SHRI MAHENDRASINH KIRITSINH GOHIL</b>					

*Table 1.11 (Contd....)*

*List of all vessels registered for Indian trade as on 31st December, 2017*

<i>Sl No</i>	<i>Name Of the Ship</i>	<i>Year of Built</i>	<i>Type of Vessel</i>	<i>GRT</i>	<i>DWT</i>
1170	SAGAR - I	1976	DRB	303	246
<b>SHRI MANKESHWAR MECHANICAL SERVICES</b>					
1171	VIJAYANTI	1975	TUG	62	0
<b>SHRI RASHED AHMED MUJAWAR PROPRIETOR</b>					
1172	FARDEEN - I	2011	DRB	1398	2213
<b>SHRI SANGANI V.V.K. RAO</b>					
1173	SRI RANJANA	2015	MOT	91	55
<b>SHRI VIJAY KANTILAL SANGHVI</b>					
1174	KB - 11	2017	TUG	107	0
<b>SICAL LOGISTICS LTD.</b>					
1175	BULK CHALLENGER	2002	DRY	7594	10500
<b>SICAL SHIPPING LIMITED.</b>					
1176	SPIC EMERALD	1983	ACID	11712	17465
<b>SIMA MARINE (INDIA) PVT. LTD.</b>					
1177	PAMBA 1	2000	CS	25535	33928
1178	SARAYU	1999	CS	25535	33917
<b>SINDHU MARINE</b>					
1179	KOHINOOR - 1	2012	TUG	348	0
1180	KOHINOOR - II	2006	TUG	55	0
1181	KOHINOOR - III	2014	TUG	158	116
1182	SONA- II	2009	TUG	357	0
<b>SOUTH EAST ASIA MARINE ENGG. &amp; CONST. LTD.</b>					
1183	SEAMEC GALLANT	2011	BC	20969	32289
1184	SEAMEC - I	1983	SOFF	2557	2001
1185	SEAMEC - II	1982	SOFF	4327	2067
1186	SEAMEC-III	1984	SOFF	4327	2067
1187	SEAMEC PRINCES	1984	SV	11121	6286
<b>SPARKLE PORT SERVICES LTD.</b>					
1188	OCEAN ELITE	2012	TUG	468	0
1189	OCEAN ENTERPRISE	2012	TUG	468	0
1190	OCEAN PERFECT	2011	TUG	493	0
1191	OCEAN PIONEER	2011	TUG	493	0
<b>SPARKLE TERMINAL &amp; TOWAGE SER. LTD.</b>					
1192	OCEAN CHALLENGER	2017	TUG	495	297
1193	OCEAN CHAMPION	2017	TUG	495	301

*Table 1.11 (Contd....)*

*List of all vessels registered for Indian trade as on 31st December, 2017*

<i>Sl No</i>	<i>Name Of the Ship</i>	<i>Year of Built</i>	<i>Type of Vessel</i>	<i>GRT</i>	<i>DWT</i>
1194	OCEAN LEADERS	2017	TUG	493	294
1195	OCEAN LEGACY	2017	TUG	493	295
<b>SRI GANESH DURGA MARINE SERVICES</b>					
1196	GANESH	2012	MOT	75	0
<b>SRI V. JESWARYAMBICA BARGE SUPPLIERS</b>					
1197	VARMA	2015	TUG	78	0
<b>SRI VARI LOGISTICS (I) LTD.</b>					
1198	OCEAN GLORY NO. 10	2001	TUG	680	0
1199	OCEAN GLORY NO. 9	1997	TUG	630	0
<b>STAR MARINE SERVICES</b>					
1200	SILVER STAR	2009	TUG	50	0
<b>STAR SHIPPING LTD.</b>					
1201	MV KOTTAI RAMAIAH	2012	DRB	187	239
<b>STEADFAST SHIPPING PVT. LTD.</b>					
1202	BHARATI - VII	1994	TUG	782	997
<b>SULA SHIPPING &amp; LOGISTICS PVT. LTD.</b>					
1203	VIGHNRAJ	1982	DRB	40504	0
<b>SUNRISE MARINE SERVICES</b>					
1204	FLAMBOYAN	1983	SOFF	392	469
1205	KOHINOOR-II	2006	TUG	61	0
1206	SUNRISE - II	2012	TUG	68	0
1207	SUNRISE - I	2012	UTV	65	0
<b>SUPER TUG OFFSHORE SERVICES PVT LTD.</b>					
1208	MERMAID-2	2008	TUG	299	388
1209	MERMAID-I	1986	TUG	210	185
<b>SUPER TUG OFFSHORE SERVICES PVT. LTD.</b>					
1210	MERMAID - 3	2003	TUG	356	0
<b>SUPREME HYDRO ENGG. PVT. LTD.</b>					
1211	SUPREME EXPLORER	1983	RS	3375	2314
<b>SUPREME MARINES</b>					
1212	BHUVAN	2012	MOT	75	0
<b>SVITZER WIJAMNLLER HAZIRA PVT LTD.</b>					
1213	SVITZER ECHO	2012	TUG	906	250
1214	SVITZER HAZIRA	2003	TUG	451	0

*Table 1.11 (Contd....)*

*List of all vessels registered for Indian trade as on 31st December, 2017*

<i>Sl No</i>	<i>Name Of the Ship</i>	<i>Year of Built</i>	<i>Type of Vessel</i>	<i>GRT</i>	<i>DWT</i>
<b>SVS MARINE SERVICES (P) LTD.</b>					
1215	SURYA - 4	2014	BC	2460	3000
1216	SURYA- 1	2010	BC	1330	2200
1217	SURYA- 2	2010	BC	1330	2200
1218	SURYA -3	2014	DRB	2460	3000
1219	ANUKOOL	1985	TUG	370	0
1220	M.V. BHAGAVATI	1989	TUG	329	0
1221	SURYA SHAKTI	2000	TUG	184	163
<b>SVUL PROJECT LTD.</b>					
1222	SATYAM	1988	PGER	113	0
1223	SUNDARAM	1988	PGER	113	0
<b>SYNERGY OFFSHORE SERVICES</b>					
1224	SONALI	2001	OFF	189	125
<b>TAG OFFSHORE LTD.</b>					
1225	TAG- 10	2010	AHTS	2430	2503
1226	TAG -13	2013	AHTS	2267	1700
1227	TAG - 4	2009	OFF	1922	1884
1228	TAG - 5	2009	OFF	1904	0
1229	TAG - 9	2010	OFF	1922	1921
1230	TAG-14	2014	OFF	3469	3800
1231	TAG-15	2015	OFF	1944	1451
1232	TAG-16	1999	OFF	1734	2284
1233	TAG-17	1996	OFF	1969	3120
1234	TAG-18	1996	OFF	1969	3100
1235	TAG-19	1998	OFF	1974	2067
1236	TAG-20	1996	OFF	3603	5372
1237	TAG 22	1997	SV	1969	3106
1238	TAG- 8	2009	SV	2369	0
1239	TAG NAVYA	1991	TANP	22650	19939
1240	M.V. TAG LAXMI	2011	TUG	341	0
1241	TAG - 7	2010	TUG	1906	2021
1242	TAG 21	1997	TUG	1974	2100
1243	TAG -6	2012	TUG	2360	2437
1244	TAG RAJBIR	2010	TUG	432	0
1245	TAG SHWETA	2011	TUG	432	0
1246	TAG-12	2011	TUG	2272	0
<b>TAG SEA LOGISTICS LTD</b>					
1247	NAND HEERA	1984	OFF	1313	1751
1248	NAND KRISHNA	1984	OFF	1313	1450

*Table 1.11 (Contd....)*

*List of all vessels registered for Indian trade as on 31st December, 2017*

<i>Sl No</i>	<i>Name Of the Ship</i>	<i>Year of Built</i>	<i>Type of Vessel</i>	<i>GRT</i>	<i>DWT</i>
1249	NAND PANNA	1984	OFF	1313	1751
1250	TAG SHIV	2006	TUG	431	0
1251	TAG SIA	2006	TUG	431	0
1252	TUG MAMTA	2005	TUG	428	227
<b>TARUN SHIPPING &amp; INDUSTRIES LTD.</b>					
1253	NEEL AKASH	1984	OFF	989	1086
1254	NEEL KAMAL	1983	OFF	989	1086
<b>TCI SEAWAYS LTD.</b>					
1255	TCI ARJUN	2002	CCON	7511	10524
1256	TCI VIJAY	2006	CS	9956	13760
1257	M.V. TCI LAKSHMI	1997	DRB	3850	4765
1258	M.V. TCI PRABHU	1999	DRB	2545	0
1259	TCI SHAKTI	1982	DRY	1510	2158
1260	TCI SURYA	1998	DRY	3620	4508
<b>TEBMA TEAM LTD.</b>					
1261	TEBMA TEAM - 2	2007	TUG	151	0
<b>THE CHAIRMAN, V.O.C PT, TUTICORIN</b>					
1262	NALATHANNI	2009	MOTO	48	0
<b>THE INDIA CEMENT LTD., CHENNAI</b>					
1263	CHENNAI PERUMAI	1983	DRB	23991	38002
1264	CHENNAI SELVAM	2001	DRB	30066	65600
<b>THE PRESIDENT OF INDIA</b>					
1265	INDIRA POINT	2015	MOTO	2477	1500
<b>THE PRESIDENT OF INDIA, UT OF LAKSHADWEEP</b>					
1266	BLACK MERLIN	2007	PASS	164	24
1267	BLUE MERLIN	2007	PASS	164	24
1268	LAPATHY	2008	PASS	330	0
1269	NORTH BAY	2008	PASS	330	0
1270	SKIP JACK	2007	PASS	164	24
<b>TIMBLO PVT LTD.</b>					
1271	SHATIXA	2002	DRB	7594	12207
<b>TIME TRADER</b>					
1272	TIME TRADER	2004	TUG	113	0
<b>TM HARBOUR SERVICES PVT. LTD.</b>					
1273	BAHUDA	2010	TUG	472	0
1274	BAITARANI	2010	TUG	462	0

*Table 1.11 (Contd....)*

*List of all vessels registered for Indian trade as on 31st December, 2017*

<i>Sl No</i>	<i>Name Of the Ship</i>	<i>Year of Built</i>	<i>Type of Vessel</i>	<i>GRT</i>	<i>DWT</i>
1275	BRAHMANI	2010	TUG	462	0
<b>TOLANI SHIPPING CO. LTD.</b>					
1276	PRABHU DAS	2005	DRB	40002	76015
1277	PRABHU LAL	2004	DRB	30057	52491
1278	PRABHU MIHIKA	2005	DRB	30651	55557
1279	PRABHU PUNI	2002	DRB	40002	76016
1280	PRABHU SAKHAWAT	2005	DRB	40053	75944
1281	PRABHU SUMAT	2012	DRB	44232	0
<b>TRANS ASIAN SHIPPING SERVICES</b>					
1282	KANIVU	1988	CCON	18342	19710
1283	KARUTHAL	2009	CS	1617	1600
1284	KRIPA	1979	RORO	10848	8945
<b>TRANSCOASTAL CARGO &amp; SHIPPING</b>					
1285	COASTAL EXPRESS-2	1984	CCON	10962	14007
1286	COASTAL EXPRESS 1	1985	DRY	6182	7738
<b>TRANSPORT CORPN. OF INDIA.</b>					
1287	BHORUKA-I	1976	DRY	300	710
<b>TRANSTAR MARINE &amp; OFFSHORE SERVICES</b>					
1288	M.V. SUMAYLA ONE	1984	OFF	1078	0
1289	TRANSTAR	1995	TUG	177	0
<b>TRITON MARITIME PVT. LTD.</b>					
1290	TRITON GRACE	2009	OFF	1943	1575
1291	M. T. MARIGOLD	2009	TUG	476	0
1292	M.V. TRITON ENERGY	2011	TUG	373	0
<b>TRITON OVERWATER TPT. AGENCY LTD.</b>					
1293	TRITON I	1992	PGER	35	0
1294	TRITON II	1992	PGER	35	0
<b>TULSHYAN SHIPPING &amp; OFFSHORE P. LTD</b>					
1295	SAROJA BLESSING	2005	OFF	2095	2374
<b>TUTICORIN PORT TRUST</b>					
1296	MUSAL	2009	MOTO	48	0
1297	THIRUVALLUVAR	1995	PTMB	377	0
1298	TUTICORIN	2006	PTMB	425	0
<b>U. T. OF LAKSHADWEEP</b>					
1299	MV LAGOONS	2015	PGER	5938	1200
1300	KALPITI	2007	TUG	179	0

*Table 1.11 (Contd....)*

*List of all vessels registered for Indian trade as on 31st December, 2017*

<i>Sl No</i>	<i>Name Of the Ship</i>	<i>Year of Built</i>	<i>Type of Vessel</i>	<i>GRT</i>	<i>DWT</i>
<b>UNION OF INDIA (MOST)</b>					
1301	YEREWA	1964	PASS	1552	370
<b>UNITED SHIPPERS LTD.</b>					
1302	SOMESHWAR	2012	BARG	4068	1750
1303	BALCHANDRA	2011	DRB	1057	1784
1304	BHAGIRATHI	2011	DRB	1055	1767
1305	BRAMHANATH	2011	DRB	1057	1767
1306	JALGAMINI	2011	DRB	1056	1779
1307	VAIDYANATH	2011	DRB	1054	1771
1308	SAVYA	2015	TUG	208	133
1309	SRINATH	1977	TUG	40	0
<b>UNITED SHIPPING LTD.</b>					
1310	VIGHNESWAR	2012	TUG	1063	1750
<b>UTL, KAVARTHI</b>					
1311	M.V. CORALS	2014	TUG	5939	0
<b>V.S. MARINE SERVICE</b>					
1312	M.V. ALLIANCE	2011	TUG	165	125
<b>VAMSEE SHIPPING CARRIER PVT. LTD</b>					
1313	M.T. VAMSEE	1995	MTK	999	1059
1314	VAMSEE-II	1988	TANP	496	1179
<b>VAN OORD INDIA PVT. LTD.</b>					
1315	COSTA BLANCA	1974	DRED	1196	0
1316	VOLVOX DELTA	1984	DRED	8089	12484
1317	VOLVOX ASIA	1999	HOD	12030	17299
<b>VARUN GAS LOGISTICS PVT. LTD.</b>					
1318	MAHARISHI VISHWAMITRA	2001	LCAR	47156	54826
<b>VARUN RESOURCES LTD</b>					
1319	MAHARISHI BHAVATREYA	1990	LCAR	23878	27200
<b>VARUN SHIPPING LTD.</b>					
1320	MAHARSHI BHARADWAJ	1992	LCAR	43635	59421
1321	MAHARSHI KRISHNATREY	1991	LCAR	23878	27250
1322	MAHARSHI MAHATRAYA	1991	LCAR	23878	27750
1323	MAHARSHI SHUBHATREYA	1982	LCAR	29240	29999
1324	MAHARSHI VAMADEVA	1991	LCAR	34974	43558
1325	AMBA BHAKTI	1997	TANC	56127	106597
1326	AMBA BHAVANI	2005	TANC	58136	107081

*Table 1.11 (Contd....)*

*List of all vessels registered for Indian trade as on 31st December, 2017*

<i>Sl No</i>	<i>Name Of the Ship</i>	<i>Year of Built</i>	<i>Type of Vessel</i>	<i>GRT</i>	<i>DWT</i>
<b>VEDANT SHIP MGMT</b>					
1327	RESCO-1	1997	TUG	91	0
<b>VIKRAM SHIPPING LTD.</b>					
1328	KRISHNA-I	1996	TUG	241	49
1329	KRISHNA-II	1997	TUG	241	49
<b>VINAYAK MARINE SERVICES PVT LTD.</b>					
1330	VMS-6	2002	OFF	162	19
1331	MEENAKSHI	1978	PASS	199	34
1332	VMS-3	1989	PASS	140	34
1333	VMS 21	1991	TUG	154	93
<b>VINDHYAWASHINI MARINE SERVICES PVT. LTD.</b>					
1334	KPS	2004	CREW	183	50
<b>VISAKHAPATNAM PORT TRUST</b>					
1335	COL. H.C. ART. WRIGHT REID	2012	PTMB	379	0
1336	DOLPHIN	1964	PTMB	425	0
1337	GHD SAGAR DURGA	2004	PTMB	896	0
1338	JHANSI RANI	2005	PTMB	381	0
1339	MAHATMA	2000	PTMB	489	0
1340	NAGARJUN	1964	PTMB	425	0
1341	NETRAVATHI	1988	PTMB	342	0
1342	SAHAY	1993	PTMB	392	0
1343	SARDAR PATEL	2000	PTMB	489	0
1344	SWARNA	1984	PTMB	368	0
1345	SWATANTRA	1997	PTMB	359	0
1346	VAJRA	2000	PTMB	366	0
1347	VPT FIRE FLOAT	2003	PTMB	345	0
1348	A.W. DELIMA	2011	TUG	379	0
<b>VNS OFF-SHORE SERVICES CO. LTD.</b>					
1349	KANSI GAURI	1956	TUG	132	192
<b>VOSTA LMG INDIA PVT. LTD.</b>					
1350	ASL BAGULA	2016	AHTS	2313	1700
1351	ASL ABABEEL	2016	SV	2313	1699
1352	ASL CHEEL	2016	SV	2313	1699
<b>VSSR SHIPPING CO.</b>					
1353	KB - VII	2011	DRB	191	0
<b>WATERWAYS SHIPYARD PVT LTD.</b>					

*Table 1.11 (Contd....)*

*List of all vessels registered for Indian trade as on 31st December, 2017*

<i>Sl No</i>	<i>Name Of the Ship</i>	<i>Year of Built</i>	<i>Type of Vessel</i>	<i>GRT</i>	<i>DWT</i>
1354	CARAVELA	2000	PGER	1307	392
1355	SURYA MUKHI	1987	UTC	2200	3470
<b>WELSPUN MAXSTEEL LTD.</b>					
1356	RADHA KRISHNA - II	1996	BARG	1691	2961
1357	RADHA KRISHNA - III	1997	BARG	1694	2918
1358	RADHA KRISHNA - IV	1997	BARG	1693	2950
1359	KUMAR	1994	DRY	1874	2873
1360	MANGALAM	1994	DRY	1874	2873
1361	NEERJA	1994	DRY	1874	2873
1362	VASAVA DATTA	1994	DRY	1874	2873
<b>WEST ASIA MARITIME LTD.</b>					
1363	GEM OF ENNORE	2000	DRB	39479	73879
1364	GEM OF PARADEEP	1984	DRB	24111	41090
<b>WHITE SAND, HOWRAH</b>					
1365	WHITE SAND	2006	PASS	25	0
<b>YAR SHIPPING &amp; CATERING PVT. LTD.</b>					
1366	ALBATROSS	1982	TUG	307	0
<b>YOGI SEAWAYS PVT. LTD</b>					
1367	ANDAMAN FORTUNE	1970	DRY	690	844
<b>YOJAKA (INDIA) PVT. LTD.</b>					
1368	YOJAKA VEGA	2012	CREW	27	0
1369	YOJAKA RIPPLES	2009	TUG	50	0
<b>ZEN SHIPPING &amp; PORTS INDIA PVT. LTD.</b>					
1370	MT TULIP	2000	TANC	5998	10280
1371	M.T. BONCHEM	2001	TANP	8253	14003
<b>TOTAL</b>				12352441	18792107

**SECTION - 2**

**OVERSEAS SHIPPING**

**Table 2.1**  
**Growth of Overseas Fleet - By Type of Vessels (As on 31st December)**

(000 GRT/DWT)

Year	Item	Type of Vessels					Timber Carrier	Total	
		Dry Cargo* Liner	Dry Cargo Bulk Carrier #	Oil Tanker@	Ore/oil Bulk Carrier \$	Passen- ger-cum- Cargo**			
(1)	(2)	(3)	(4)	(5)	(6)	(7)	(8)	(9)	
1994	No. of Vessels	51	104	69	3		1	3	231
	GRT	591	2419	2463	172		8	12	5665
	DWT	829	4108	4338	312		9	20	9616
1995	No. of Vessels	47	122	75	3		1	3	251
	GRT	560	2841	2712	171		8	12	6304
	DWT	787	4819	4767	312		9	20	10714
1996	No. of Vessels	45	124	77	3		1	3	253
	GRT	547	2919	2690	171		8	12	6347
	DWT	757	4942	4623	312		9	20	10663
1997	No. of Vessels	42	117	78	3		1	3	244
	GRT	527	2763	2743	171		8	12	6224
	DWT	716	4686	4715	312		9	20	10458
1998	No. of Vessels	40	110	81	3		1	2	237
	GRT	496	2630	2818	171		8	8	6131
	DWT	669	4461	4814	312		9	13	10278
1999	No. of Vessels	41	104	90	3		1	2	241
	GRT	523	2454	3209	171		8	8	6373
	DWT	704	4146	5529	312		9	13	10713
2000	No. of Vessels	34	105	91	4		1	2	237
	GRT	433	2509	3086	200		8	8	6244
	DWT	581	4242	5376	355		9	13	10576
2001	No. of Vessels	23	106	92	4		1	2	228
	GRT	304	2615	3102	200		8	8	6237
	DWT	397	4456	5408	355		9	13	10638
2002	No. of Vessels	18	81	88	2		2	2	193
	GRT	231	1986	3071	95		11	8	5402
	DWT	304	3361	5389	169		9	13	9245
2003	No. of Vessels	14	78	98	2		2	2	196
	GRT	182	1827	3694	95		11	8	5817
	DWT	240	3075	6495	169		9	13	10001

**Table 2.1 Contd...**  
**Growth of Overseas Fleet - By Type of Vessels (As on 31st December)**

(000 GRT/DWT)

Year	Item	Type of Vessels						Total
		Dry Cargo* Liner	Dry Cargo Bulk Carrier #	Oil Tanker@	Ore/oil Bulk Carrier \$	Passen- ger-cum- Cargo**	Timber Carrier	
(1)	(2)	(3)	(4)	(5)	(6)	(7)	(8)	(9)
2004	No. of Vessels	17	82	110	2	2	2	215
	GRT	189	1842	4748	95	11	8	6893
	DWT	235	3093	8339	169	9	13	11858
2005	No. of Vessels	26	89	116	2	3	0	236
	GRT	210	0	0	0	0	0	7427
	DWT	0	0	0	0	0	0	0
2006	No. of Vessels	38	87	120	2	3	0	250
	GRT	227	2169	5075	95	11	0	7577
	DWT	257	3730	8888	169	10	0	13054
2007	No. of Vessels	55	95	122	2	3	0	277
	GRT	297	2633	5100	95	11	0	8136
	DWT	345	4613	8914	169	10	0	14050
2008	No. of Vessels	76	95	120	2	3	0	296
	GRT	468	2645	5127	95	11	0	8346
	DWT	557	4622	8995	169	10	0	14353
2009	No. of Vessels	96	89	122	2	3	0	312
	GRT	518	2521	5354	95	11	0	8499
	DWT	585	4414	9458	169	10	0	14636
2010	No. of Vessels	106	92	136	2	4	0	340
	GRT	672	2563	5802	95	20	0	9152
	DWT	788	4495	10219	169	10	0	15681
2011	No. of Vessels	118	108	140	2	4	0	372
	GRT	699	3223	5976	95	20	0	10013
	DWT	786	4404	10321	169	10	0	15690
2012	No. of Vessels	123	102	120	1	4	0	350
	GRT	754	3092	5437	28	20	0	9331
	DWT	818	4082	9357	46	10	0	14313
2013	No. of Vessels	134	97	119	10	4	0	364
	GRT	968	2803	5382	75	20	0	9247
	DWT	1190	3479	9254	97	11	0	14032
2014	No. of Vessels	135	92	115	12	4	0	358
	GRT	1023	2631	5316	100	20	0	9090
	DWT	1285	3328	9126	135	11	0	13885
2015	No. of Vessels	138	88	117	25	5	0	373
	GRT	1164	2380	5281	155	26	0	9006
	DWT	1523	2954	9071	208	12	0	13768
2016	No. of Vessels	155	85	128	30	5	0	403
	GRT	1584	2317	5812	168	26	0	9907
	DWT	2310	2861	10007	225	12	0	15415
2017	No. of Vessels	183	82	141	31	6	0	443
	GRT	1961	2162	6559	171	30	0	10883
	DWT	2909	2725	11311	228	12	0	17185

- \* : Includes Barges, Bulk Carriers, Cellular Containers, Container Ship, Dredgers, General Cargo, Hooper Dredger, Motorship, MPSV, Ro-Ro Container Vessels, Supply Vessels and Tugs.  
# : Includes AHTS, Research Vessels and Well Stimulation.  
@ : Includes Acid Carriers, Chemical Tanker and LPG Carriers.  
\$ : Includes others (Offshore supply vessel and Product Tankers).  
\*\* : Includes Passenger services.

**Table 2.2**  
**Growth of Overseas Fleet - By Size of Vessels ( As on 31st December )**

('000 GRT)

Year	Item	Size								Total
		Below 999	1000- 4999	5000- 9999	10000- 19999	20000- 34999	35000- 49999	50000- 84999	85000 & Above	
(1)	(2)	(3)	(4)	(5)	(6)	(7)	(8)	(9)	(10)	(11)
1994	No. of Vessels	1	11	12	97	66	27	15	2	231
	GRT	1	44	106	1407	1667	1117	1059	264	5665
1995	No. of Vessels	1	10	9	104	80	28	17	2	251
	GRT	Neg.	39	75	1548	2009	1148	1221	264	6304
1996	No. of Vessels	1	7	9	103	87	23	22	1	253
	GRT	Neg.	25	75	1555	2189	901	1462	140	6347
1997	No. of Vessels	1	6	7	98	86	24	21	1	244
	GRT	Neg.	22	56	1499	2179	940	1389	139	6224
1998	No. of Vessels	1	8	6	87	89	24	21	1	237
	GRT	Neg.	26	46	1326	2263	940	1390	140	6131
1999	No. of Vessels	1	9	5	89	88	23	25	1	241
	GRT	Neg.	30	41	1363	2249	898	1652	140	6373
2000	No. of Vessels	1	10	5	81	92	29	19	-	237
	GRT	Neg.	35	40	1251	2352	1150	1416	-	6244
2001	No. of Vessels	1	10	5	70	90	31	21	-	228
	GRT	Neg.	35	40	1108	2310	1268	1476	-	6237
2002	No. of Vessels	1	9	6	53	78	25	21	-	193
	GRT	Neg.	27	39	833	2013	1025	1465	-	5402
2003	No. of Vessels	1	12	6	49	70	26	32	-	196
	GRT	Neg.	35	39	774	1817	1061	2091	-	5817
2004	No. of Vessels	1	17	7	48	76	22	40	4	215
	GRT	Neg.	47	46	755	1972	855	2615	603	6893
2005	No. of Vessels	6	22	13	42	81	24	43	5	236
	GRT	2	57	60	730	2143	890	2774	769	7427
2006	No. of Vessels	7	36	9	42	81	25	45	5	250
	GRT	3	86	61	666	2028	1042	2919	772	7577
2007	No. of Vessels	10	44	12	43	82	33	48	5	277
	GRT	4	113	79	694	2150	1258	3126	711	8136
2008	No. of Vessels	10	57	17	42	85	33	46	6	296
	GRT	5	153	114	668	2240	1296	2996	874	8346
2009	No. of Vessels	14	74	20	37	78	35	47	7	312
	GRT	7	201	140	594	2089	1379	3053	1036	8499
2010	No. of Vessels	15	79	25	38	83	43	50	7	340
	GRT	7	216	182	614	2243	1708	3208	974	9152
2011	No. of Vessels	24	83	28	36	91	48	54	8	372
	GRT	12	229	203	573	2520	1938	3476	1062	10013
2012	No. of Vessels	26	82	29	31	79	43	52	8	350
	GRT	12	218	209	482	2205	1792	3351	1062	9331
2013	No. of Vessels	28	96	30	29	79	44	50	8	364
	GRT	13	239	217	441	2202	1838	3235	1062	9247
2014	No. of Vessels	29	95	29	26	77	46	48	8	358
	GRT	12	262	230	444	2221	1870	2990	977	9005.752
2015	No. of Vessels	28	106	32	29	80	45	46	7	373
	GRT	12	262	230	444	2221	1870	2990	977	9006
2016	No. of Vessels	30	114	34	30	85	52	50	8	403
	GRT	13	285	245	459	2358	2172	3305	1070	9907
2017	No. of Vessels	30	132	35	32	96	56	53	9	443
	GRT	13	331	260	484	2652	2343	3572	1228	10883

**Table 2.3**  
**Growth of Overseas Fleet - By Age of Vessels ( As on 31st December)**  
(<sup>'000</sup> GRT)

Year	Item	Age Group ( in Years )					Total
		Upto 5	6-10	11-15	16 - 20	Over 20	
(1)	(2)	(3)	(4)	(5)	(6)	(7)	(8)
1994	No. of vessels	27	37	75	64	28	231
	GRT	1038	998	1499	1601	529	5665
1995	No. of vessels	27	29	94	68	33	251
	GRT	1142	785	2101	1345	931	6304
1996	No. of vessels	23	25	92	70	43	253
	GRT	908	827	2257	1196	1159	6347
1997	No. of vessels	18	26	82	66	52	244
	GRT	709	933	2086	1230	1266	6224
1998	No. of vessels	18	28	64	64	63	237
	GRT	678	942	1734	1181	1596	6131
1999	No. of vessels	16	32	46	81	66	241
	GRT	603	1280	1209	1714	1567	6373
2000	No. of vessels	12	32	30	89	74	237
	GRT	377	1404	794	2135	1534	6244
2001	No. of vessels	12	27	25	90	74	228
	GRT	390	1171	806	2268	1602	6237
2002	No. of vessels	10	21	25	68	69	193
	GRT	400	722	993	1783	1504	5402
2003	No. of vessels	12	21	28	61	74	196
	GRT	633	687	1024	1800	1673	5817
2004	No. of vessels	17	20	35	53	90	215
	GRT	779	753	1687	1723	1951	6893
2005	No. of vessels	28	24	33	38	113	236
	GRT	1352	606	1369	1425	2674	7427
2006	No. of vessels	36	19	32	32	131	250
	GRT	1564	555	1273	1004	3181	7577
2007	No. of vessels	51	24	36	36	130	277
	GRT	1904	767	1278	1099	3088	8136
2008	No. of vessels	70	25	32	38	131	296
	GRT	2371	811	1178	940	3046	8346
2009	No. of vessels	83	27	31	42	129	312
	GRT	2270	1100	1065	1019	3045	8499
2010	No. of vessels	101	30	33	51	125	340
	GRT	2793	1176	1045	1256	2882	9152
2011	No. of vessels	116	39	35	54	128	372
	GRT	2764	1766	1076	1444	2963	10013
2012	No. of vessels	115	49	35	45	106	350
	GRT	2977	1962	976	1281	2135	9331
2013	No. of vessels	124	54	36	37	113	364
	GRT	2849	1901	1066	1172	2259	9247
2014	No. of vessels	104	64	37	39	114	358
	GRT	2258	2014	1386	1219	2213	9090
2015	No. of vessels	89	79	37	46	122	373
	GRT	1812	2234	1356	1137	2466	9006
2016	No. of vessels	74	91	43	62	133	403
	GRT	1479	1956	1909	1701	2862	9907
2017	No. of vessels	58	110	60	69	146	443
	GRT	853	2758	2076	2106	3090	10883

**Table No 2.4**

**Overseas Fleet - By Type And Age of Vessels (As on 31st December, 2017 )**

<i>Type of Vessels</i>	<i>Upto 5 Yrs.</i>	<i>6-10 Yrs</i>	<i>11-15 Yrs</i>	<i>16-20 Yrs</i>	<i>Above 20 Yrs.</i>	<i>Total</i>
<i>(1)</i>	<i>(2)</i>	<i>(3)</i>	<i>(4)</i>	<i>(5)</i>	<i>(6)</i>	<i>(7)</i>
<b>ACID CARRIERS</b>						
<i>NO</i>	0	0	0	0	1	1
<i>GRT</i>	0	0	0	0	11712	11712
<b>AHTS</b>						
<i>NO</i>	4	1	1	0	0	6
<i>GRT</i>	34284	2430	1864	0	0	38578
<b>BARGE</b>						
<i>NO</i>	4	0	1	0	0	5
<i>GRT</i>	9883	0	1110	0	0	10993
<b>BC</b>						
<i>NO</i>	7	8	3	4	3	25
<i>GRT</i>	226531	215325	115321	154944	99246	811367
<b>CELLULAR CONTAINER VESSEL</b>						
<i>NO</i>	0	0	1	3	13	17
<i>GRT</i>	0	0	7683	61280	156783	225746
<b>CHEMICAL TANKER</b>						
<i>NO</i>	1	0	0	0	0	1
<i>GRT</i>	29967	0	0	0	0	29967
<b>CONTAINER SHIP</b>						
<i>NO</i>	0	1	2	6	2	11
<i>GRT</i>	0	9956	14411	132638	34531	191536
<b>DREDGER</b>						
<i>NO</i>	0	2	1	0	3	6
<i>GRT</i>	0	9584	4382	0	18131	32097
<b>DRY CARGO BULK CARRIER</b>						
<i>NO</i>	8	15	11	10	28	72
<i>GRT</i>	331497	567870	431003	152791	621953	2105114
<b>DRY CARGO LINER</b>						
<i>NO</i>	0	4	2	4	11	21
<i>GRT</i>	0	102278	8559	32522	146217	289576

**Table No 2.4**

**Overseas Fleet - By Type And Age of Vessels (As on 31st December, 2017 )**

<i>Type of Vessels</i>	<i>Upto 5 Yrs.</i>	<i>6-10 Yrs</i>	<i>11-15 Yrs</i>	<i>16-20 Yrs</i>	<i>Above 20 Yrs.</i>	<i>Total</i>
<i>(1)</i>	<i>(2)</i>	<i>(3)</i>	<i>(4)</i>	<i>(5)</i>	<i>(6)</i>	<i>(7)</i>
<b>GENERAL CARGO SHIP</b>						
<i>NO</i>	1	1	1	0	0	3
<i>GRT</i>	1207	1269	12993	0	0	15469
<b>HOPPER DREDGER</b>						
<i>NO</i>	1	1	0	1	1	4
<i>GRT</i>	8294	4337	0	12030	7905	32566
<b>LPG CARRIERS</b>						
<i>NO</i>	0	0	0	2	15	17
<i>GRT</i>	0	0	0	69291	473512	542803
<b>MOTOR SHIP</b>						
<i>NO</i>	1	0	0	0	0	1
<i>GRT</i>	1226	0	0	0	0	1226
<b>MPSV</b>						
<i>NO</i>	1	0	0	0	0	1
<i>GRT</i>	1354	0	0	0	0	1354
<b>OFFSHORE SUPPLY VESSEL</b>						
<i>NO</i>	12	5	2	5	3	27
<i>GRT</i>	33086	11588	4610	10012	7541	66837
<b>OIL TANKER (CRUDE)</b>						
<i>NO</i>	0	20	16	11	20	67
<i>GRT</i>	0	1121412	1100549	640834	853466	3716261
<b>OIL TANKER (PC)</b>						
<i>NO</i>	2	14	6	13	20	55
<i>GRT</i>	92580	619361	355895	686618	504311	2258765
<b>ORE/OIL BULK CARRIERS</b>						
<i>NO</i>	0	0	0	1	0	1
<i>GRT</i>	0	0	0	28029	0	28029
<b>PASSENGER CUM CARGO</b>						
<i>NO</i>	0	1	1	0	2	4
<i>GRT</i>	0	8402	449	0	10808	19659

**Table No 2.4**

**Overseas Fleet - By Type And Age of Vessels (As on 31st December, 2017 )**

<i>Type of Vessels</i>	<i>Upto 5 Yrs.</i>	<i>6-10 Yrs</i>	<i>11-15 Yrs</i>	<i>16-20 Yrs</i>	<i>Above 20 Yrs.</i>	<i>Total</i>
<i>(1)</i>	<i>(2)</i>	<i>(3)</i>	<i>(4)</i>	<i>(5)</i>	<i>(6)</i>	<i>(7)</i>
<b>PASSENGER SERVICE</b>						
<i>NO</i>	1	0	0	0	1	2
<i>GRT</i>	5938	0	0	0	4839	10777
<b>PRODUCT TANKER</b>						
<i>NO</i>	0	0	0	2	1	3
<i>GRT</i>	0	0	0	46528	29141	75669
<b>RESEARCH</b>						
<i>NO</i>	2	0	0	0	1	3
<i>GRT</i>	10705	0	0	0	3375	14080
<b>RO - RO CONTAINER VESSELS</b>						
<i>NO</i>	0	0	0	0	3	3
<i>GRT</i>	0	0	0	0	34336	34336
<b>SUPPLY VESSEL</b>						
<i>NO</i>	5	22	9	3	9	48
<i>GRT</i>	13279	73314	15833	6597	33402	142425
<b>TUG</b>						
<i>NO</i>	8	15	3	4	8	38
<i>GRT</i>	53355	11159	1046	71512	35081	172153
<b>WELL STIMULATION VESSEL</b>						
<i>NO</i>	0	0	0	0	1	1
<i>GRT</i>	0	0	0	0	3753	3753
<b>TOTAL</b>						
<i>NO</i>	58	110	60	69	146	443
<i>GRT</i>	853186	2758285	2075708	2105626	3090043	10882848

**Table No 2.5**  
**Overseas Fleet - By Type And Size of Vessels (As on 31st December, 2017 )**

<i>Type/ Size</i>	<i>Below 1000 - 999</i>	<i>5000 - 4999</i>	<i>10000 - 9999</i>	<i>20000 - 19999</i>	<i>35000 - 34999</i>	<i>50000 - 49999</i>	<i>85000 - 84999</i>	<i>above</i>	<i>Total</i>
<i>(1)</i>	<i>(2)</i>	<i>(3)</i>	<i>(4)</i>	<i>(5)</i>	<i>(6)</i>	<i>(7)</i>	<i>(8)</i>	<i>(9)</i>	<i>(10)</i>
<b>ACID CARRIERS</b>									
<i>NO</i>	0	0	0	1	0	0	0	0	1
<i>GRT</i>	0	0	0	11712	0	0	0	0	11712
<b>AHTS</b>									
<i>NO</i>	0	5	0	0	1	0	0	0	6
<i>GRT</i>	0	9755	0	0	28823	0	0	0	38578
<b>BARGE</b>									
<i>NO</i>	0	4	1	0	0	0	0	0	5
<i>GRT</i>	0	5471	5522	0	0	0	0	0	10993
<b>BC</b>									
<i>NO</i>	0	5	0	0	6	13	0	1	25
<i>GRT</i>	0	11487	0	0	173722	532931	0	93227	811367
<b>CELLULAR CONTAINER VESSEL</b>									
<i>NO</i>	0	2	4	7	4	0	0	0	17
<i>GRT</i>	0	9641	27042	102459	86604	0	0	0	225746
<b>CHEMICAL TANKER</b>									
<i>NO</i>	0	0	0	0	1	0	0	0	1
<i>GRT</i>	0	0	0	0	29967	0	0	0	29967
<b>CONTAINER SHIP</b>									
<i>NO</i>	0	1	3	3	4	0	0	0	11
<i>GRT</i>	0	4455	28126	53133	105822	0	0	0	191536
<b>DREDGER</b>									
<i>NO</i>	1	3	2	0	0	0	0	0	6
<i>GRT</i>	402	13966	17729	0	0	0	0	0	32097
<b>DRY CARGO BULK CARRIER</b>									
<i>NO</i>	1	11	2	4	30	21	2	1	72
<i>GRT</i>	992	27419	11824	61063	888063	868305	159051	88397	2105114
<b>DRY CARGO LINER</b>									
<i>NO</i>	1	8	6	3	0	2	0	1	21
<i>GRT</i>	472	28395	44638	37062	0	87358	0	91651	289576

**Table No 2.5**  
**Overseas Fleet - By Type And Size of Vessels (As on 31st December, 2017 )**

<i>Type/ Size</i>	<i>Below 1000 -</i>		<i>5000 -</i>		<i>10000 -</i>		<i>20000 -</i>		<i>35000 -</i>		<i>50000 -</i>		<i>85000</i>		<i>Total</i>
	<i>999</i>	<i>4999</i>	<i>9999</i>	<i>19999</i>	<i>34999</i>	<i>49999</i>	<i>84999</i>	<i>above</i>							
<i>(1)</i>	<i>(2)</i>	<i>(3)</i>	<i>(4)</i>	<i>(5)</i>	<i>(6)</i>	<i>(7)</i>	<i>(8)</i>	<i>(9)</i>	<i>(10)</i>						
<b>GENERAL CARGO SHIP</b>															
<i>NO</i>	0	2	0	1	0	0	0	0	3						
<i>GRT</i>	0	2476	0	12993	0	0	0	0	15469						
<b>HOPPER DREDGER</b>															
<i>NO</i>	0	1	2	1	0	0	0	0	4						
<i>GRT</i>	0	4337	16199	12030	0	0	0	0	32566						
<b>LPG CARRIERS</b>															
<i>NO</i>	0	0	0	3	7	7	0	0	17						
<i>GRT</i>	0	0	0	53916	181502	307385	0	0	542803						
<b>MOTOR SHIP</b>															
<i>NO</i>	0	1	0	0	0	0	0	0	1						
<i>GRT</i>	0	1226	0	0	0	0	0	0	1226						
<b>MPSV</b>															
<i>NO</i>	0	1	0	0	0	0	0	0	1						
<i>GRT</i>	0	1354	0	0	0	0	0	0	1354						
<b>OFFSHORE SUPPLY VESSEL</b>															
<i>NO</i>	0	27	0	0	0	0	0	0	27						
<i>GRT</i>	0	66837	0	0	0	0	0	0	66837						
<b>OIL TANKER (CRUDE)</b>															
<i>NO</i>	0	0	2	3	17	7	34	4	67						
<i>GRT</i>	0	0	10999	55117	459326	293935	2266182	630702	3716261						
<b>OIL TANKER (PC)</b>															
<i>NO</i>	0	3	7	3	19	4	17	2	55						
<i>GRT</i>	0	13472	54176	46296	504828	169612	1146763	323618	2258765						
<b>ORE/OIL BULK CARRIERS</b>															
<i>NO</i>	0	0	0	0	1	0	0	0	1						
<i>GRT</i>	0	0	0	0	28029	0	0	0	28029						
<b>PASSENGER CUM CARGO</b>															
<i>NO</i>	1	1	2	0	0	0	0	0	4						
<i>GRT</i>	449	1269	17941	0	0	0	0	0	19659						

**Table No 2.5**  
**Overseas Fleet - By Type And Size of Vessels (As on 31st December, 2017 )**

<i>Type/ Size</i>	<i>Below 1000 - 999</i>	<i>5000 - 4999</i>	<i>10000 - 9999</i>	<i>20000 - 19999</i>	<i>35000 - 34999</i>	<i>50000 - 49999</i>	<i>85000 - 84999</i>	<i>above</i>	<i>Total</i>
<i>(1)</i>	<i>(2)</i>	<i>(3)</i>	<i>(4)</i>	<i>(5)</i>	<i>(6)</i>	<i>(7)</i>	<i>(8)</i>	<i>(9)</i>	<i>(10)</i>
<b>PASSENGER SERVICE</b>									
<i>NO</i>	0	1	1	0	0	0	0	0	2
<i>GRT</i>	0	4839	5938	0	0	0	0	0	10777
<b>PRODUCT TANKER</b>									
<i>NO</i>	0	0	0	0	3	0	0	0	3
<i>GRT</i>	0	0	0	0	75669	0	0	0	75669
<b>RESEARCH</b>									
<i>NO</i>	0	2	1	0	0	0	0	0	3
<i>GRT</i>	0	7529	6551	0	0	0	0	0	14080
<b>RO - RO CONTAINER VESSELS</b>									
<i>NO</i>	0	0	1	2	0	0	0	0	3
<i>GRT</i>	0	0	6942	27394	0	0	0	0	34336
<b>SUPPLY VESSEL</b>									
<i>NO</i>	4	41	1	1	1	0	0	0	48
<i>GRT</i>	1861	92537	6278	11121	30628	0	0	0	142425
<b>TUG</b>									
<i>NO</i>	22	12	0	0	2	2	0	0	38
<i>GRT</i>	9155	20828	0	0	58673	83497	0	0	172153
<b>WELL STIMULATION VESSEL</b>									
<i>NO</i>	0	1	0	0	0	0	0	0	1
<i>GRT</i>	0	3753	0	0	0	0	0	0	3753
<b>TOTAL</b>									
<i>NO</i>	30	132	35	32	96	56	53	9	443
<i>GRT</i>	13331	331046	259905	484296	2651656	2343023	3571996	1227595	10882848

**Table 2.6**  
**Overseas Fleet - By Age And Size of Vessels (As on 31st December, 2017 )**

<i>Age/ Size</i>	<i>Below 999</i>	<i>1000 - 4999</i>	<i>5000 - 9999</i>	<i>10000 - 19999</i>	<i>20000 - 34999</i>	<i>35000 - 49999</i>	<i>50000 - 84999</i>	<i>85000 above</i>	<i>Total</i>
<i>(1)</i>	<i>(2)</i>	<i>(3)</i>	<i>(4)</i>	<i>(5)</i>	<i>(6)</i>	<i>(7)</i>	<i>(8)</i>	<i>(9)</i>	<i>(10)</i>
<b>Upto 5 Yrs.</b>									
<i>NO</i>	3	33	4	1	4	12	1	0	58
<i>GRT</i>	1097	78566	26305	11246	125160	529478	81334	0	853186
<b>6 to 10 Yrs.</b>									
<i>NO</i>	13	36	8	1	22	14	12	4	110
<i>GRT</i>	6038	81458	67778	19785	685691	602618	788465	506452	2758285
<b>11 to 15 Yrs.</b>									
<i>NO</i>	5	15	3	1	13	7	13	3	60
<i>GRT</i>	1540	34755	23652	12993	380597	284149	866344	471678	2075708
<b>16 to 20 Yrs.</b>									
<i>NO</i>	1	15	6	4	20	8	14	1	69
<i>GRT</i>	458	33375	44510	62300	504616	318879	983674	157814	2105626
<b>Above 20 Yrs.</b>									
<i>NO</i>	8	33	14	25	37	15	13	1	146
<i>GRT</i>	4198	102892	97660	377972	955592	607899	852179	91651	3090043
<b>TOTAL</b>									
<i>NO</i>	30	132	35	32	96	56	53	9	443
<i>GRT</i>	13331	331046	259905	484296	2651656	2343023	3571996	1227595	10882848

**Table 2.7**  
**Overseas Fleet - By Number of Ships & Tonnage Owned**  
**( As on 31st December )**

Tonnage	Number of Ships			Total Tonnage		
	2015	2016	2017	2015	2016	2017
(1)	(2)	(3)	(4)	(5)	(6)	(7)
Upto 1.0	28	30	24	12	13	13
1.0 - 5.0	106	114	67	262	285	331
5.0 - 10.0	32	34	24	230	245	260
10.0 - 20.0	29	30	22	444	459	484
20.0 - 30.0	56	60	27	1448	1554	1787
30.0 - 40.0	36	38	21	1230	1298	1396
40.0 - 50.0	33	39	12	1412	1678	1812
50.0 - 60.0	22	22	7	1231	1225	1168
60.0 - 70.0	10	10	3	629	629	629
70.0 - 80.0	3	6	6	234	473	554
80.0 - 90.0	12	13	4	985	1066	1310
90.0 - 100.0	1	2	2	92	185	185
100.0 & above	5	5	3	797	797	954
<b>Total</b>	<b>373</b>	<b>403</b>	<b>222</b>	<b>9006</b>	<b>9907</b>	<b>10883</b>

**Table 2.8**  
**Overseas Fleet - By Number of Companies and Tonnage Owned**  
**( As on 31st December )**

Number of Ships Owned	Number of Companies			Total Tonnage Owned		
	2015	2016	2017	2015	2016	2017
	(1)	(2)	(3)	(4)	(5)	(6)
1	72	84	92	637	856	1094
2	21	24	29	626	758	821
3	6	6	5	273	317	249
4	4	4	5	373	373	392
5	2	4	4	41	478	344
6	5	4	2	1150	808	330
7	2	1	4	453	270	761
8	2	3	2	372	395	372
9	-	1	-	-	289	-
10	1	-	-	27	-	-
11	2	-	1	34	-	474
12	-	2	-	-	42	-
13	-	-	1	-	-	22
14	-	-	1	-	-	37
15	2	2	1	645	645	48
17	-	-	1	-	-	652
31	1	-	-	1310	-	-
32	-	-	-	-	-	-
35	-	-	-	-	-	-
37	-	-	-	-	-	-
38	-	1	-	-	1639	-
40	-	-	-	-	-	-
49	-	-	1	-	-	2183
61	-	1	-	-	3037	-
62	1	-	-	3065	-	-
63	-	-	1	-	-	3104
65	-	-	-	-	-	-
67	-	-	-	-	-	-
68	-	-	-	-	-	-
69	-	-	-	-	-	-
70	-	-	-	-	-	-
80	-	-	-	-	-	-
<b>Total</b>	<b>121</b>	<b>137</b>	<b>150</b>	<b>9006</b>	<b>9907</b>	<b>10883</b>

**Table 2.9**  
**Indian Shipping companies registered for Overseas trade**  
(as on 31st December, 2017)

<i>Sl No</i>	<i>Company Name</i>	<i>No of Vessels</i>	<i>GRT</i>	<i>DWT</i>
1.	ABRAO SHIPPING LINES P. LTD.	1	15929	22026
2.	ABS MARINE SERVICES PVT. LTD.	1	1995	1700
3.	ACADEMY OF MARINE EDUCATION & TRAINING	1	16546	0
4.	ADANI PORT LTD.	1	448	225
5.	AEGIS BUSINESS LTD.	1	30447	52261
6.	AFFABLE FISHERIES PVT. LTD.	1	281	0
7.	ALBATROSS MARINE SERVUCES	1	1864	2117
8.	ALL CARGO SHIPPING CO. LTD.	1	6209	0
9.	ANDAMAN & NICOBAR ADMINISTRATION	3	19210	10231
10.	APEEJAY SHIPPING LTD.	7	245226	369216
11.	ARCADIA SHIPPING CO. LTD.	2	57159	102400
12.	ARYA SHIP CHARTERES PVT. LTD	3	144100	261959
13.	ARYA TANKERS PVT. LTD.	2	51262	80435
14.	ARYA VOYAGERS PVT. LTD.	1	22181	35024
15.	ASIANOL SHIPPING LTD.	1	1624	2908
16.	ASM SHIPPING LTD.	1	18101	30990
17.	BAKER HUGHES OILFIELD SERVICES INDIA PVT. LTD.	1	3753	0
18.	BANGAR SHIPPING & LOGISTICS	1	4317	4497
19.	BHAMBHANI SHIPPING PVT. LTD.	1	1971	3115
20.	BHARAT MARINES CO. INDIA LTD CHENNAI	1	6013	8447
21.	BOXMOOR SHIPPING PVT. LTD.	1	4337	7170
22.	BULK TAINER SHIPPING LTD.	2	7944	9124
23.	CAMBAY MARINE INT. PVT. LTD.	1	456	442
24.	CAN OFF-SHORE PVT. LTD.	1	2052	2680
25.	CASTLE SHIPS PVT. LTD.	2	9312	7874
26.	CHAMBAL FERTILIZERS & CHEMICAL	2	112124	201913
27.	CHANDRA SHIP MANAGEMENT PVT. LTD.	1	363	0
28.	CHOWGULE STEAMSHIPS CO. LTD.	1	19785	32080
29.	COASTAL MARINE COAST & ENGG. LTD.	1	1731	1304

**Table 2.9 (Contd....)**  
**Indian Shipping companies registered for Overseas trade**  
*(as on 31st December, 2017)*

<b>Sl No</b>	<b>Company Name</b>	<b>No of Vessels</b>	<b>GRT</b>	<b>DWT</b>
30.	CONTINENTAL RADIANCE OFFSHORE LTD	2	4602	3366
31.	DIRECTOR OF SHIPPING SERVICES, A&N	1	449	500
32.	DOEHLE DANUATIC (I) PVT. LTD.	1	28226	45999
33.	EASTERN BULK CO.LTD.	1	2612	3578
34.	ELLON HINENGO LTD.	1	1557	2301
35.	ESSAR BULK TERMINALS LTD	1	4382	5236
36.	ESSAR SH. PORT & LOGISTICS LTD.	1	149274	281396
37.	ESSAR SHIPPING LTD.	7	225112	266788
38.	FIVE STAR BULK CARRIERS PVT LTD	4	205881	228434
39.	GALLEON SHIPPING LTD.	2	3184	4352
40.	GARWARE OFFSHORE SERVICES LTD	5	9194	10881
41.	GATI COAST TO COAST	2	10086	12763
42.	GATI LTD	1	7869	10730
43.	GEOLOGICAL SURVEY OF INDIA LTD.	1	6551	3689
44.	GLOBAL OFFSHORE SERVICES LTD	1	2193	3289
45.	GLOBAL UNITED SHIPPING INDIA PVT. LTD.	5	157760	207341
46.	GOOD EARTH MARITIME LTD.	1	31734	55882
47.	GOVERNMENT OF KERALA	1	402	0
48.	GREAT EASTERN SHIPPING CO. LTD.	49	2182649	3532082
49.	GREAT OFFSHORE LTD.	7	21225	24725
50.	GREAT SHIP (INDIA) LTD.	14	36924	26777
51.	GREAT UNITED ENERGY PVT. LTD.	1	2145	0
52.	GU CRUDE CARRIERS PVT. LTD.	1	79751	152923
53.	HAL OFFSHORE LTD	1	4703	5825
54.	HIND OFFSHORE	3	6497	3869
55.	I MARINE INFRATECH (I) PVT. LTD.	1	472	0
56.	IGOPL OFFSHORE PVT. LTD.	1	3700	1909
57.	INDIAN OCEAN SHIPPING PVT. LTD.	2	50306	78425
58.	INTEGRITY SHIPS PVT. LTD	1	4526	8080

**Table 2.9 (Contd....)**  
**Indian Shipping companies registered for Overseas trade**  
**(as on 31st December, 2017)**

<b>Sl No</b>	<b>Company Name</b>	<b>No of Vessels</b>	<b>GRT</b>	<b>DWT</b>
59.	INTERNATIONAL SEAPORT DREDGING PVT LTD.	1	7905	12948
60.	ISPAT INDUSTRIES LTD.	1	15575	26432
61.	ITT LINES PVT. LTD.	1	2546	3469
62.	JAYESH SHIPPING PVT LTD.	2	2982	2601
63.	JINDAL ITF LTD.	4	41641	76756
64.	JINDAL WATERWAYS LTD.	5	31456	30169
65.	K LINE (INDIA) SHIPPING PVT. LTD.	1	33096	58849
66.	K.C.MARITIME (I) LTD.	1	11262	0
67.	KALSUBAI SHIPPING & OFFSHORE P. LTD.	1	2072	2370
68.	KEI-RSOS MARITIME LTD.	1	1206	1244
69.	KIN-SHIP SERVICES PVT. LTD.	1	4317	4499
70.	KRISHNA MARITECH	1	3133	4354
71.	L & T SAPURA SHIPPING PVT. LTD.	1	30628	0
72.	LAL ASHOK KUMAR HARIDAS & LAL JITENDRA KUMA	1	181	115
73.	LEWEK ALTER SHIPPING	1	2615	0
74.	LMCS MARITIME PVT. LTD.	2	157690	301418
75.	M. PALLONJI LOGISTICS PVT. LTD.	1	36666	69925
76.	M. PALLONJI SHIPPING PVT. LTD.	1	38633	73625
77.	M.P. RECYCLING CO. PVT. LTD.	1	20378	29990
78.	MAK LOGISTICS PVT. LTD.	1	1175	2099
79.	MARIA OFFSHORE INTERNATIONAL LLP	1	1079	880
80.	MERCATOR LTD.	17	652471	1066564
81.	MODEST INFRASTRUCTURE LTD.	1	1226	0
82.	MOHD. MUBEEN AKHTAR HUSSIN MERCHANT	1	472	700
83.	MUNDRA PORT AND SPECIAL ECONOMIC ZONE LTD	1	449	321
84.	NATIONAL INSTITUTE OF OCEAN TECHNOLOGY	1	1065	407
85.	NATIONAL INSTITUTE OF OCEANOGRAPHY, GOA	1	4154	1200
86.	NAVAYUGA ENGINEERING CO. LTD	1	4607	6318
87.	NEW ERA SHIPPING LTD. GOA	1	1593	2183

**Table 2.9 (Contd....)**  
**Indian Shipping companies registered for Overseas trade**  
**(as on 31st December, 2017)**

<b>Sl No</b>	<b>Company Name</b>	<b>No of Vessels</b>	<b>GRT</b>	<b>DWT</b>
88.	OCEAN DIVING CENTRE LTD	1	380	593
89.	OCEAN SPARKLE LTD.	2	825	0
90.	OIL & NATURAL GAS COMM. LTD.	2	3662	4335
91.	ORIENT EXPRESS SHIP MANAGEMENT	2	25544	34309
92.	ORION OFFSHORE SERVICES PVT LTD.	1	487	464
93.	PARKKOT MARITIME AGENCIES	1	1594	2048
94.	PCL SHIPPING PVT. LTD	1	38877	75477
95.	PEARL SHIPS LTD.	1	23797	39316
96.	PFS SHIPPING INDIA LTD.	3	71973	135238
97.	PIDILITE IND. LTD.	1	45	14
98.	PIL (INDIA) PVT. LTD	1	7683	10728
99.	POLESTAR MARITIME LTD.	1	468	288
100.	PRATIBHA SHIPPING LTD.	8	250978	441510
101.	PROSPECTS SHIPPING PVT LTD.	1	14441	17550
102.	RADIANT SHIPPING LTD.	4	90551	149366
103.	RAJ SHIPPING AGENCIES LTD.	2	4390	5035
104.	RAREFIELD SHIPPING PVT. LTD.	1	7662	0
105.	S.R. OFFSHORE P. LTD.	2	3107	2060
106.	S.S. OFFSHORE PVT. LTD.	2	2838	3364
107.	SADHNA TECH. WORKS PVT. LTD.	1	193	0
108.	SAI SHIPPING COMPANY P. LTD.	1	13066	20567
109.	SAKTHI SHIPPING SERVICES (I) PVT. LTD.	1	2653	3677
110.	SALGAOCAR MINING LTD.	1	34920	58635
111.	SAMSON MARITIME LTD.	13	22425	12852
112.	SAMUDERA BHART FEEDER PVT. LTD.	1	4455	6555
113.	SANGHI INDUSTRIES LTD.	2	7044	8800
114.	SANMAR SHIPPING LTD.	5	145298	248980
115.	SARAT CHATTERJEE & CO. (V) P. LTD	1	46398	85926
116.	SCI FORBES LIMITED	4	34500	52489

**Table 2.9 (Contd....)**  
**Indian Shipping companies registered for Overseas trade**  
*(as on 31st December, 2017)*

<b>Sl No</b>	<b>Company Name</b>	<b>No of Vessels</b>	<b>GRT</b>	<b>DWT</b>
117.	SEAPORT LOGISTICS PVT. LTD	1	26021	45758
118.	SEAWAYS OFFSHORE MARINE INDIA P LTD	1	458	362
119.	SEAWAYS SHIPPING LIMITED	2	23996	28280
120.	SESA STERLITE LTD.	1	5522	3519
121.	SEVA SHIPPING	1	1783	2659
122.	SEVEN ISLAND SHIPPING LTD	11	474231	855770
123.	SHANTI SAGAR INT. DREDG. PVT. LTD.	2	13271	1087
124.	SHIPPING CORPN. OF INDIA	63	3103507	5189685
125.	SHOFT INDUSTRIES PVT. LTD.	1	1207	1625
126.	SHREE KRISHNA STEVEDORES P. LTD.	1	1269	2168
127.	SHREYAS SHIPPING & LOGISTICS LTD	6	104517	135706
128.	SHREYAS SHIPPING LTD.	8	120635	146045
129.	SICAL SHIPPING LIMITED.	1	11712	17465
130.	SIMA MARINE (INDIA) PVT. LTD.	2	51070	67845
131.	SOUTH EAST ASIA MARINE ENGG. & CONST. LTD.	2	32090	38575
132.	SPARKLE PORT SERVICES LTD.	1	493	0
133.	SULA SHIPPING & LOGISTICS PVT. LTD.	1	40504	0
134.	SUPREME HYDRO ENGG. PVT. LTD.	1	3375	2314
135.	SVS MARINE SERVICES (P) LTD.	2	2660	4400
136.	TAG OFFSHORE LTD.	15	48062	45042
137.	TCI SEAWAYS LTD.	4	19971	23033
138.	THE INDIA CEMENT LTD., CHENNAI	2	54057	103602
139.	TOLANI SHIPPING CO. LTD.	6	224997	336023
140.	TRANS ASIAN SHIPPING SERVICES	2	29190	28655
141.	TRANSCOASTAL CARGO & SHIPPING	1	10962	14007
142.	TRITON MARITIME PVT. LTD.	2	2316	1575
143.	U. T. OF LAKSHADWEEP	1	5938	1200
144.	VAN OORD INDIA PVT. LTD.	2	20119	29783
145.	VARUN GAS LOGISTICS PVT. LTD.	1	47156	54826

**Table 2.9 (Contd....)**  
**Indian Shipping companies registered for Overseas trade**  
*(as on 31st December, 2017)*

<i>Sl No</i>	<i>Company Name</i>	<i>No of Vessels</i>	<i>GRT</i>	<i>DWT</i>
146.	VARUN RESOURCES LTD	1	23878	27200
147.	VARUN SHIPPING LTD.	7	269868	401656
148.	VOSTA LMG INDIA PVT. LTD.	3	6939	5098
149.	WEST ASIA MARITIME LTD.	2	63590	114969
150.	ZEN SHIPPING & PORTS INDIA PVT. LTD.	2	14251	24283
	<b>TOTAL</b>	<b>443</b>	<b>10882848</b>	<b>17185105</b>

**Table 2.10**

**Net Addition to Overseas Fleet (During the Year 2017)**

<i>Shipping Company/Shipowner</i>	<i>Ships Acquired</i>			<i>Ships Sold/Scrapped</i>			<i>Net Addition</i>	
	<i>No.</i>	<i>GRT</i>	<i>Type</i>	<i>No.</i>	<i>GRT</i>	<i>Type</i>	<i>No.</i>	<i>GRT</i>
<i>(1)</i>	<i>(2)</i>	<i>(3)</i>	<i>(4)</i>	<i>(5)</i>	<i>(6)</i>	<i>(7)</i>	<i>(8)</i>	<i>(9)</i>
APEEJAY SHIPPING LTD.	1	38835	BC	0	0		1	38835
ALBATROSS MARINE SERVICES	1	1864	AHTS	0	0		1	1864
ALL CARGO SHIPPING CO. LTD.	0	0		1	4897	DRB	-1	-4897
	0	0		1	4860	DRB	-1	-4860
BOXCO LOGISTICS INDIA PVT. LTD	0	0		1	7175	GCS	-1	-7175
CASTLE SHIPS PVT. LTD.	1	4839	PGER	0	0		1	4839
CHAMBAL FERTILIZERS & CHEMICAL	0	0		1	57144	TANC	-1	-57144
	0	0		1	57144	TANC	-1	-57144
	0	0		1	57144	TANC	-1	-57144
COASTAL MARINE COAST & ENGG. LTD.	1	1731	SV	0	0		1	1731
ERA SHIPPING PVT. LTD	0	0		1	7944	CS	-1	-7944
ESSAR SHIPPING LTD.	1	38888	BC	0	0		1	38888
ESSAR SH. PORT & LOGISTICS LTD.	0	0		1	77182	DRB	-1	-77182
GLOBAL UNITED SHIPPING INDIA PVT. LTD.	1	42341	LCAR	0	0		1	42341
	0	0		1	38530	TUG	-1	-38530
GREAT EASTERN SHIPPING CO. LTD.	1	57142	TANC	0	0		1	57142
	1	78918	TANP	0	0		1	78918
	1	29733	TANP	0	0		1	29733
	1	28823	TANP	0	0		1	28823
	1	30046	BC	0	0		1	30046
	1	81427	TANC	0	0		1	81427
	1	81427	TANC	0	0		1	81427
	1	57249	TANC	0	0		1	57249
	1	44127	BC	0	0		1	44127
	1	32354	BC	0	0		1	32354
	1	22135	LCAR	0	0		1	22135

Table 2.10 (Contd....)

**Net Addition to Overseas Fleet (During the Year 2017)**

<i>Shipping Company/Shipowner</i>	<i>Ships Acquired</i>			<i>Ships Sold/Scrapped</i>			<i>Net Addition</i>	
	<i>No.</i>	<i>GRT</i>	<i>Type</i>	<i>No.</i>	<i>GRT</i>	<i>Type</i>	<i>No.</i>	<i>GRT</i>
<i>(1)</i>	<i>(2)</i>	<i>(3)</i>	<i>(4)</i>	<i>(5)</i>	<i>(6)</i>	<i>(7)</i>	<i>(8)</i>	<i>(9)</i>
GREAT SHIP (INDIA) LTD.	0	0		1	1969	SV	-1	-1969
GU CRUDE CARRIERS PVT. LTD.	0	0		1	27992	BC	-1	-27992
HIND OFFSHORE	1	2599	OFF	0	0		1	2599
IGOPL OFFSHORE PVT. LTD.	1	3700	SV	0	0		1	3700
INTEGRITY SHIPS PVT. LTD	1	4526	TANP	0	0		1	4526
K LINE (INDIA) SHIPPING PVT. LTD.	1	33096	BC	0	0		1	33096
LMCS MARITIME PVT. LTD.	1	78845	TANC	0	0		1	78845
MERCATOR LTD.	1	9640	DRED	0	0		1	9640
	1	36698	BC	0	0		1	36698
PENINSULAR TANKERS PVT. LTD., MUMBAI	0	0		1	8228	TANC	-1	-8228
RAJ SHIPPING AGENCIES LTD.	1	2656	SV	0	0		1	2656
SOUTH EAST ASIA MARINE ENGG. & CONST. LTD.	1	20969	BC	0	0		1	20969
SANMAR SHIPPING LTD.	0	0		1	34312	DRB	-1	-34312
	0	0		1	38560	DRB	-1	-38560
	1	28048	TANP	0	0		1	28048
SANGHI INDUSTRIES LTD.	1	3522	BC	0	0		1	3522
	1	3522	BC	0	0		1	3522
SEVEN ISLAND SHIPPING LTD	1	157814	TANC	0	0		1	157814
	1	27645	TANC	0	0		1	27645
SHIPPING CORPN. OF INDIA	1	3306	SV	0	0		1	3306
	1	3616	SV	0	0		1	3616
	1	81084	TANC	0	0		1	81084
	0	0		1	21963	CCON	-1	-21963
SHREE KRISHNA STEVEDORES P. LTD.	1	1269	GCS	0	0		1	1269
SEAPORT LOGISTICS PVT. LTD	1	26021	BC	0	0		1	26021
SHREYAS SHIPPING & LOGISTICS LTD	1	25369	CS	0	0		1	25369

*Table 2.10 (Contd....)*

*Net Addition to Overseas Fleet (During the Year 2017)*

<i>Shipping Company/Shipowner</i>	<i>Ships Acquired</i>			<i>Ships Sold/Scrapped</i>			<i>Net Addition</i>	
	<i>No.</i>	<i>GRT</i>	<i>Type</i>	<i>No.</i>	<i>GRT</i>	<i>Type</i>	<i>No.</i>	<i>GRT</i>
<i>(1)</i>	<i>(2)</i>	<i>(3)</i>	<i>(4)</i>	<i>(5)</i>	<i>(6)</i>	<i>(7)</i>	<i>(8)</i>	<i>(9)</i>
SHREYAS SHIPPING & LOGISTICS LTD	1	12993	GCS	0	0		1	12993
	1	9956	CS	0	0		1	9956
SAMUDERA BHART FEEDER PVT. LTD.	1	4455	CS	0	0		1	4455
SHANTI SAGAR INT. DREDG. PVT. LTD.	1	8294	HOD	0	0		1	8294
SEVA SHIPPING	1	1783	BC	0	0		1	1783
SHOFT INDUSTRIES PVT. LTD.	1	1207	GCS	0	0		1	1207
S.S. OFFSHORE PVT. LTD.	1	2442	SV	0	0		1	2442
SIMA MARINE (INDIA) PVT. LTD.	1	25535	CS	0	0		1	25535
	1	25535	CS	0	0		1	25535
TCI SEAWAYS LTD.	1	9956	CS	0	0		1	9956
TAG OFFSHORE LTD.	1	1974	TUG	0	0		1	1974
	1	1969	SV	0	0		1	1969
	1	22650	TANP	0	0		1	22650
VARUN GAS LOGISTICS PVT. LTD.	1	47156	LCAR	0	0		1	47156
VAN OORD INDIA PVT. LTD.	1	12030	HOD	0	0		1	12030
VOSTA LMG INDIA PVT. LTD.	1	2313	AHTS	0	0		1	2313
	1	2313	SV	0	0		1	2313
	1	2313	SV	0	0		1	2313
TOTAL	55	1420698		15	445044		40	975654

**Table 2.11**

**Prices of Fuel for Vessels Plying on International Run - Furnace Oil  
(As on 31st March)**

(Prices in US \$ per MT)

Port	2011	2012	2013	2014	2015	2016	2017
(1)	(2)	(3)	(4)	(5)	(6)	(7)	(8)
1. Kandla	689.97	854.43	673.98	625.25	370.54	183.59	338.79
2. Okha	689.97	854.43	673.98	625.25	370.54	183.59	338.79
3. Mumbai	692.11	852.28	672.03	623.55	368.85	182.06	337.22
4. Goa	741.89	857.00	676.31	627.28	372.57	185.43	340.68
5. Mangalore	737.35	852.71	672.71	624.23	369.44	181.75	339.52
6. Kochi	739.56	855.50	675.53	626.69	372.23	184.13	338.56
7. Tuticorin	749.43	864.61	718.68	666.04	398.51	200.03	345.22
8. Chennai	716.62	862.37	717.72	665.47	398.86	198.82	359.55
9. Visakhapatnam	701.42	864.20	684.48	634.65	380.94	190.17	342.80
10. Kolkata	...	...	...	...	...	...	...
11. Haldia	724.41	867.53	687.88	637.52	384.41	192.93	344.77
12. Paradip	774.69	891.68	709.74	656.56	403.42	210.14	349.82
13. Port Blair	...	...	...	...	...	...	...
14. Karwar	737.35	852.71	...	624.23	369.44	181.75	336.75
15. Magdalla	702.97	862.30	...	...	...	...	...
16. Dahej	699.80	859.37	...	...	...	...	...
17. Hazira	702.97	862.30	...	...	...	...	...
18. Budge-Budge	755.19	873.68	693.45	642.37	389.25	197.31	349.27
19. Jamnagar	...	...	...	...	...	...	...
20. Somnathpur	748.37	889.64	707.89	654.95	401.81	208.69	360.95
21. Rajkot	707.20	866.20	684.64	634.53	379.81	191.98	347.41
22. Kakinada	750.69	868.45	688.33	638.00	384.29	193.20	346.64
23. GRI, Koyali	706.39	865.46	683.96	633.94	379.22	191.45	346.86
24. Narimanam	...	...	...	...	...	...	...

Note: Excludes Sales tax and delivery charges

Source : Indian Oil Corporation.

**Table 2.12**

**Prices of Fuel for Vessels Plying on International Run - Light Diesel Oil  
(As on 31st March)**

**(Prices in US \$ per MT) \***

<b>Port</b>	<b>2011</b>	<b>2012</b>	<b>2013</b>	<b>2014</b>	<b>2015</b>	<b>2016</b>	<b>2017</b>
<b>(1)</b>	<b>(2)</b>	<b>(3)</b>	<b>(4)</b>	<b>(5)</b>	<b>(6)</b>	<b>(7)</b>	<b>(8)</b>
<b>1. Kandla</b>	699.72	1007.84	1058.40	946.13	...	...	...
<b>2. Okha</b>	699.72	1007.84	1058.40	946.13	...	...	...
<b>3. Mumbai</b>	698.72	1006.81	1057.45	945.27	...	...	...
<b>4. Goa</b>	703.84	1012.05	1062.28	949.64	...	...	...
<b>5. Mangalore</b>	698.72	1006.81	1057.45	945.27	...	...	...
<b>6. Kochi</b>	698.72	1006.81	1057.45	945.27	...	...	...
<b>7. Tuticorin</b>	723.54	1032.19	1080.87	966.47	...	...	...
<b>8. Chennai</b>	698.72	1006.81	1057.45	945.27	...	...	...
<b>9. Visakhapatnam</b>	698.72	1006.81	1057.45	945.27	...	...	...
<b>10. Kolkata</b>	...	...	...	...	...	...	...
<b>11. Haldia</b>	707.42	1015.71	1065.66	952.70	...	...	...
<b>12. Paradip</b>	707.42	1015.71	1065.66	952.70	...	...	...
<b>13. Port Blair</b>	...	...	...	...	...	...	...
<b>14. Karwar</b>	698.72	1006.81	1057.45	...	...	...	...
<b>15. Magdalla</b>	710.66	1019.02	1068.71	...	...	...	...
<b>16. Dahej</b>	707.17	1015.45	1065.43	...	...	...	...
<b>17. Hazira</b>	710.66	1019.02	1068.71	...	...	...	...
<b>18. Budge-Budge</b>	707.42	1015.71	1065.66	952.70	...	...	...
<b>19. Jamnagar</b>	...	...	...	...	...	...	...
<b>20. Somnathpur</b>	...	...	...	...	...	...	...
<b>21. Rajkot</b>	...	...	...	...	...	...	...
<b>22. Kakinada</b>	...	...	...	...	...	...	...
<b>23. GRI, Koyali</b>	...	...	...	...	...	...	...
<b>24. Narimanam</b>	705.08289	1013.3144	1063.45	950.70	...	...	...

Note: Excludes Sales tax and delivery charges

\* International Bunker Rates for LDO has been discontinued w.e.f 01.06.2013

Source : Indian Oil Corporation.

**Table 2.13**

**Prices of Fuel for Vessels Plying on International Run - High Speed Diesel  
(As on 31st March)**

Port	(Prices in US \$ per MT)						
	2011	2012	2013	2014	2015	2016	2017
(1)	(2)	(3)	(4)	(5)	(6)	(7)	(8)
1. Kandla	1121.49	1150.97	1044.63	1005.97	685.69	372.37	550.18
2. Okha	...	...	...	...	...	...	...
3. Mumbai	1123.81	1153.63	1047.04	1008.60	687.61	374.67	551.90
4. Goa	1134.69	1163.68	1055.90	1016.40	695.24	380.80	558.15
5. Mangalore	1124.64	1154.41	1047.50	1009.09	686.91	374.19	554.13
6. Kochi	1126.15	1156.30	1049.62	1012.16	690.26	376.68	553.37
7. Tuticorin	1142.87	1171.72	1063.58	1024.32	702.45	387.67	564.66
8. Chennai	1129.33	1160.84	1053.97	1016.53	693.12	379.48	555.53
9. Visakhapatnam	1130.97	1162.82	1055.61	1018.31	694.05	380.04	556.56
10. Kolkata	1143.70	1176.69	1069.96	1031.97	707.27	390.90	565.77
11. Haldia	1139.58	1172.89	1066.53	1028.98	704.27	388.20	562.99
12. Paradip	1131.37	1163.57	1056.26	1019.20	694.47	380.42	555.97
13. Port Blair	1149.68	1180.09	1071.24	1031.92	707.70	392.34	569.19
14. Karwar	1138.35	1167.06	1058.96	1019.06	697.91	383.21	560.62
15. Magdalla	1151.36	1178.14	...	...	...	...	...
16. Dahej	1149.4	1176.33	...	...	...	...	...
17. Hazira	1151.36	1178.14	...	...	...	...	...
18. Budge-Budge	...	...	...	...	...	...	...
19. Jamnagar	1122.28	1151.30	1044.99	1006.31	686.12	372.71	549.57
20. Somnathpur	1147.43	1181.89	1074.82	1037.25	712.79	395.80	570.79
21. Rajkot	1142.31	1176.00	1067.12	1028.40	708.76	383.53	571.34
22. Kakinada	1190.82	1220.17	1109.32	1066.25	741.63	421.89	586.99
23. GRI, Koyali	1131.03	1162.78	1054.93	1016.25	696.26	372.37	559.98
24. Narimanam	...	1168.37	1062.99	1025.53	702.38'	387.75	564.03

Note: Excludes Sales tax and delivery charges

Source : Indian Oil Corporation.

**SECTION - 3**

**COASTAL SHIPPING**

**Table 3.1**  
**Growth of Coastal Fleet - By Type of Vessels (As on 31st December)**

('000 GRT/000 DWT)

Year	Item	Type of Vessels							Total
		Dry Cargo* Liner	Dry Cargo Bulk Carrier \$	Oil Tanker@	Passen- ger-cum- Cargo**	Off- shore Supply	Special- ised for Off-shore Services ***	Timber Carrier	
(1)	(2)	(3)	(4)	(5)	(6)	(7)	(8)	(9)	(10)
1994	No. of Vessels	61	13	17	13	74	27	1	206
	GRT	46	247	150	60	91	83	4	681
	DWT	66	410	234	26	92	63	6	897
1995	No. of Vessels	72	13	18	15	73	27	1	219
	GRT	60	247	155	60	89	83	4	698
	DWT	80	410	245	26	90	63	6	920
1996	No. of Vessels	88	12	17	15	71	27	1	231
	GRT	101	226	152	53	86	83	4	705
	DWT	72	369	240	23	87	63	6	860
1997	No. of Vessels	97	11	14	15	68	26	1	232
	GRT	107	192	138	52	83	78	4	654
	DWT	80	305	219	23	82	58	6	773
1998	No. of Vessels	109	12	15	15	69	26	1	247
	GRT	118	198	132	53	73	76	4	654
	DWT	89	313	213	23	81	57	6	782
1999	No. of Vessels	124	12	16	22	68	27	-	269
	GRT	129	194	139	68	73	77	-	680
	DWT	89	306	221	28	81	57	-	782
2000	No. of Vessels	164	12	16	23	69	28	-	312
	GRT	158	194	132	68	74	83	-	709
	DWT	128	306	172	28	85	61	-	780
2001	No. of Vessels	178	13	16	26	69	27	-	229
	GRT	184	205	118	71	74	79	-	731
	DWT	150	323	179	28	85	59	-	824
2002	No. of Vessels	261	9	17	33	73	31	-	424
	GRT	236	226	100	76	78	89	-	805
	DWT	195	350	150	26	96	53	-	870
2003	No. of Vessels	263	9	17	36	73	31	-	429
	GRT	236	226	100	77	78	89	-	806
	DWT	195	351	149	25	96	53	-	869

**Table 3.1 (Contd..)**  
**Growth of Coastal Fleet - By Type of Vessels (As on 31st December)**

('000 GRT/000 DWT)

Year	Item	Type of Vessels							Total
		Dry Cargo* Liner	Dry Cargo Bulk Carrier \$	Oil Tanker@	Passen- ger-cum- Cargo**	Off- shore Supply	Special- ised for Off-shore Services ***	Timber Carrier	
(1)	(2)	(3)	(4)	(5)	(6)	(7)	(8)	(9)	(10)
2004	No. of Vessels	282	9	16	37	78	32	-	454
	GRT	238	226	96	77	81	90	-	808
	DWT	187	350	144	25	98	54	-	858
2005	No. of Vessels	305	10	14	38	82	36	-	485
	GRT	248	234	85	77	85	87	-	816
	DWT	183	363	123	25	100	52	-	844
2006	No. of Vessels	332	10	15	46	87	36	-	526
	GRT	272	234	87	79	87	82	-	841
	DWT	203	363	131	26	102	47	-	872
2007	No. of Vessels	359	11	17	57	94	35	-	573
	GRT	303	234	88	92	95	81	-	893
	DWT	258	363	134	28	111	47	-	941
2008	No. of Vessels	385	11	17	69	99	35	-	616
	GRT	331	234	114	98	101	86	-	964
	DWT	285	363	155	29	122	47	-	1001
2009	No. of Vessels	409	12	18	81	104	38	-	662
	GRT	350	236	99	99	108	88	-	980
	DWT	293	365	132	29	125	50	-	994
2010	No. of Vessels	434	12	18	88	110	38	-	700
	GRT	364	237	99	106	119	88	-	1013
	DWT	294	365	132	29	134	51	-	1005
2011	No. of Vessels	476	15	19	89	113	38	-	750
	GRT	386	242	100	109	123	88	-	1048
	DWT	313	368	132	29	134	51	-	1027
2012	No. of Vessels	518	26	19	92	111	38	-	804
	GRT	426	240	100	112	121	88	-	1087
	DWT	364	368	132	29	120	51	-	1064

**Table 3.1 (Contd..)**  
**Growth of Coastal Fleet - By Type of Vessels (As on 31st December)**

('000 GRT/'000 DWT)

Year	Item	Type of Vessels							Total
		Dry Cargo* Liner	Dry Cargo Bulk Carrier \$	Oil Tanker@	Passen- ger-cum- Cargo**	Off- shore Supply	Special- ised for Off-shore Services ***	Timber Carrier	
(1)	(2)	(3)	(4)	(5)	(6)	(7)	(8)	(9)	(10)
2013	No. of Vessels	545	31	18	94	105	42	-	835
	GRT	500	248	75	107	114	91	-	1135
	DWT	493	368	91	29	113	54	-	1148
2014	No. of Vessels	549	37	20	99	100	41	-	846
	GRT	520	258	97	143	110	90	-	1218
	DWT	512	379	121	34	108	54	-	1208
2015	No. of Vessels	567	41	22	101	99	43	-	873
	GRT	600	264	291	143	114	90	-	1502
	DWT	634	385	483	34	112	53	-	1701
2016	No. of Vessels	586	37	22	96	100	57	-	898
	GRT	626	240	292	144	118	98	-	1518
	DWT	651	346	484	34	117	57	-	1689
2017	No. of Vessels	609	37	24	97	98	63	-	928
	GRT	604	212	294	144	116	99	-	1469
	DWT	609	306	486	34	115	57	-	1607

\* : Includes Barges, Bulk Carriers, Cellular Containers, Container Ship, Dredgers, General Cargo, Motor Launch, Motorship, Motor Tanker, Motor Tender, Motor Tug, MSV, Other Cargo Ship, Port Trusts & Maritime Boards, Ro-Ro Container Vessels, Supply Vessels and Tugs.

\$ : Includes AHTS, Electric Propulsion, Research & Floating Cranes.

@ : Includes LPG Carriers and Ethylene Gas Carriers.

\*\* : Includes Passenger services, Pleasure Yachts and Yachts.

\*\*\* : Includes Crew Boats, Pilot Launch, Polar Satellite Vessels, Utility Boats, Utility Craft and Utility Vessel.

**Table 3.2**  
**Growth of Coastal Fleet - By Size of Vessels ( As on 31st December )**

('000 GRT)

Year	Item	Size				Total
		999 & Below	1000-4999	5000-9999	10000 & above	
(1)	(2)	(3)	(4)	(5)	(6)	(7)
1994	No. of Vessels	100	78	5	23	206
	GRT	57	157	32	435	681
1995	No. of Vessels	108	83	5	23	219
	GRT	61	166	32	439	698
1996	No. of Vessels	114	87	8	22	231
	GRT	61	175	51	418	705
1997	No. of Vessels	118	87	7	20	232
	GRT	62	176	45	371	654
1998	No. of Vessels	129	92	8	18	247
	GRT	67	189	52	346	654
1999	No. of Vessels	147	94	9	19	269
	GRT	67	191	60	362	680
2000	No. of Vessels	175	109	10	18	312
	GRT	74	214	65	356	709
2001	No. of Vessels	187	111	13	18	329
	GRT	78	217	87	349	731
2002	No. of Vessels	269	122	15	18	424
	GRT	97	238	102	368	805
2003	No. of Vessels	274	122	15	18	429
	GRT	98	238	102	368	806
2004	No. of Vessels	301	120	15	18	454
	GRT	107	232	102	367	808
2005	No. of Vessels	331	121	15	18	485
	GRT	116	229	103	368	816
2006	No. of Vessels	362	132	14	18	526
	GRT	126	250	97	368	841
2007	No. of Vessels	397	142	16	18	573
	GRT	137	276	113	367	893
2008	No. of Vessels	433	146	17	20	616
	GRT	148	288	119	409	964
2009	No. of Vessels	473	152	18	19	662
	GRT	160	299	127	394	980
2010	No. of Vessels	502	161	18	19	700
	GRT	170	321	127	395	1013
2011	No. of Vessels	537	176	18	19	750
	GRT	177	350	126	395	1048
2012	No. of Vessels	562	206	19	17	804
	GRT	186	399	134	368	1087
2013	No. of Vessels	582	216	20	17	804
	GRT	191	415	141	388	1135
2014	No. of Vessels	583	222	22	19	846
	GRT	188	431	153	446	1218
2015	No. of Vessels	595	232	23	23	873
	GRT	189	452	161	700	1502
2016	No. of Vessels	608	244	24	22	898
	GRT	188	481	170	679	1518
2017	No. of Vessels	638	246	24	20	928
	GRT	198	481	170	620	1469

**Table 3.3**  
**Growth of Coastal Fleet - By Age of Vessels ( As on 31st December)**

('000 GRT)

Year	Item	Age Group ( in Years )					Total
		Upto 5	6-10	11-15	16 - 20	Over 20	
(1)	(2)	(3)	(4)	(5)	(6)	(7)	(8)
1994	No. of Vessels	26	52	58	23	47	206
	GRT	59	164	165	126	167	681
1995	No. of Vessels	33	29	83	21	53	219
	GRT	52	112	229	72	233	698
1996	No. of Vessels	34	18	100	20	59	231
	GRT	34	94	235	109	233	705
1997	No. of Vessels	35	19	90	30	58	232
	GRT	33	54	227	141	199	654
1998	No. of Vessels	35	29	80	39	64	247
	GRT	30	66	207	160	191	654
1999	No. of Vessels	32	42	61	66	68	269
	GRT	44	78	175	147	236	680
2000	No. of Vessels	45	52	42	92	81	312
	GRT	48	73	135	223	230	709
2001	No. of Vessels	48	53	34	105	89	329
	GRT	68	44	106	249	264	731
2002	No. of Vessels	74	63	63	106	118	424
	GRT	87	44	85	240	349	805
2003	No. of Vessels	62	64	66	101	136	429
	GRT	79	39	92	223	373	806
2004	No. of Vessels	60	69	67	82	176	454
	GRT	55	55	100	183	415	808
2005	No. of Vessels	75	69	68	87	186	485
	GRT	68	54	99	189	406	816
2006	No. of Vessels	53	90	76	54	253	526
	GRT	43	81	56	117	544	841
2007	No. of Vessels	75	96	77	56	269	573
	GRT	79	84	52	120	558	893
2008	No. of Vessels	92	94	81	67	282	616
	GRT	87	105	54	89	630	965
2009	No. of Vessels	111	99	82	70	300	662
	GRT	106	109	50	90	625	980
2010	No. of Vessels	124	90	88	77	321	700
	GRT	123	83	65	104	638	1013
2011	No. of Vessels	148	77	100	87	338	750
	GRT	145	74	72	86	671	1048
2012	No. of Vessels	180	89	102	90	343	804
	GRT	172	89	85	59	682	1087
2013	No. of Vessels	184	98	103	94	356	835
	GRT	203	99	108	61	665	1135
2014	No. of Vessels	177	110	100	94	365	846
	GRT	229	101	107	80	701	1218
2015	No. of Vessels	168	137	90	96	382	873
	GRT	401	149	117	101	734	1502
2016	No. of Vessels	157	158	86	105	392	898
	GRT	397	181	118	106	716	1518
2017	No. of Vessels	157	163	96	108	404	928
	GRT	380	144	133	121	691	1469

**Table No 3.4**  
**Coastal Fleet - By Type And Size of Vessels (As on 31st December, 2017 )**

<i>Type/ Size</i>	<i>Below 999</i>	<i>1000- 4999</i>	<i>5000- 9999</i>	<i>10000- 19999</i>	<i>20000- 34999</i>	<i>35000 above</i>	<i>Total</i>
<i>(1)</i>	<i>(2)</i>	<i>(3)</i>	<i>(4)</i>	<i>(5)</i>	<i>(6)</i>	<i>(7)</i>	<i>(8)</i>
<b>PLATFORM SUPPLY VESSEL</b>							
<i>NO</i>	0	2	0	0	0	0	2
<i>GRT</i>	0	7002	0	0	0	0	7002
<b>AHTS</b>							
<i>NO</i>	0	3	0	0	0	0	3
<i>GRT</i>	0	6545	0	0	0	0	6545
<b>BARGE</b>							
<i>NO</i>	2	37	0	0	0	0	39
<i>GRT</i>	575	57980	0	0	0	0	58555
<b>BC</b>							
<i>NO</i>	0	3	0	0	1	1	5
<i>GRT</i>	0	6972	0	0	30046	44861	81879
<b>CELLULAR CONTAINER VESSEL</b>							
<i>NO</i>	1	0	1	0	0	0	2
<i>GRT</i>	756	0	7511	0	0	0	8267
<b>CONTAINER SHIP</b>							
<i>NO</i>	0	1	0	0	0	0	1
<i>GRT</i>	0	1617	0	0	0	0	1617
<b>CREW BOAT</b>							
<i>NO</i>	12	0	0	0	0	0	12
<i>GRT</i>	966	0	0	0	0	0	966
<b>DREDGER</b>							
<i>NO</i>	5	12	14	0	0	0	31
<i>GRT</i>	3083	38112	97320	0	0	0	138515
<b>DRY CARGO BULK CARRIER</b>							
<i>NO</i>	3	18	1	2	2	2	28
<i>GRT</i>	681	26551	7594	24144	55985	81744	196699

**Table No 3.4**  
**Coastal Fleet - By Type And Size of Vessels (As on 31st December, 2017 )**

<i>Type/ Size</i>	<i>Below 999</i>	<i>1000- 4999</i>	<i>5000- 9999</i>	<i>10000- 19999</i>	<i>20000- 34999</i>	<i>35000 above</i>	<i>Total</i>
<b>(1)</b>	<b>(2)</b>	<b>(3)</b>	<b>(4)</b>	<b>(5)</b>	<b>(6)</b>	<b>(7)</b>	<b>(8)</b>
<b>DRY CARGO LINER</b>							
<i>NO</i>	19	52	2	0	0	0	73
<i>GRT</i>	9919	93063	13776	0	0	0	116758
<b>ELECTRIC PROPULSION</b>							
<i>NO</i>	0	4	0	0	0	0	4
<i>GRT</i>	0	6595	0	0	0	0	6595
<b>ETHYLENE GAS CARRIER</b>							
<i>NO</i>	0	3	0	0	1	0	4
<i>GRT</i>	0	8727	0	0	22521	0	31248
<b>FLOATING CRANE</b>							
<i>NO</i>	0	1	0	0	0	0	1
<i>GRT</i>	0	2148	0	0	0	0	2148
<b>GENERAL CARGO SHIP</b>							
<i>NO</i>	0	4	0	0	0	0	4
<i>GRT</i>	0	7963	0	0	0	0	7963
<b>LPG CARRIERS</b>							
<i>NO</i>	1	0	0	0	0	0	1
<i>GRT</i>	466	0	0	0	0	0	466
<b>MOTOR LAUNCH</b>							
<i>NO</i>	15	3	0	0	0	0	18
<i>GRT</i>	600	4863	0	0	0	0	5463
<b>MOTOR SHIP</b>							
<i>NO</i>	4	3	1	0	0	0	8
<i>GRT</i>	1886	6166	8763	0	0	0	16815
<b>MOTOR TANKERS</b>							
<i>NO</i>	1	0	0	0	0	0	1
<i>GRT</i>	999	0	0	0	0	0	999

**Table No 3.4**  
**Coastal Fleet - By Type And Size of Vessels (As on 31st December, 2017 )**

<i>Type/ Size</i>	<i>Below 999</i>	<i>1000- 4999</i>	<i>5000- 9999</i>	<i>10000- 19999</i>	<i>20000- 34999</i>	<i>35000 above</i>	<i>Total</i>
<b>(1)</b>	<b>(2)</b>	<b>(3)</b>	<b>(4)</b>	<b>(5)</b>	<b>(6)</b>	<b>(7)</b>	<b>(8)</b>
<b>MOTOR TENDER</b>							
<i>NO</i>	4	0	0	0	0	0	4
<i>GRT</i>	332	0	0	0	0	0	332
<b>MOTOR TUG</b>							
<i>NO</i>	1	0	0	0	0	0	1
<i>GRT</i>	160	0	0	0	0	0	160
<b>MSV</b>							
<i>NO</i>	3	0	0	0	0	0	3
<i>GRT</i>	802	0	0	0	0	0	802
<b>OFFSHORE SUPPLY VESSEL</b>							
<i>NO</i>	51	47	0	0	0	0	98
<i>GRT</i>	31155	85152	0	0	0	0	116307
<b>OIL TANKER (CRUDE)</b>							
<i>NO</i>	1	0	0	0	2	1	4
<i>GRT</i>	40	0	0	0	54123	165319	219482
<b>OIL TANKER (PC)</b>							
<i>NO</i>	8	6	0	0	1	0	15
<i>GRT</i>	3256	9499	0	0	30565	0	43320
<b>OTHER CARGO SHIP</b>							
<i>NO</i>	0	1	0	0	0	0	1
<i>GRT</i>	0	1037	0	0	0	0	1037
<b>PASSENGER CUM CARGO</b>							
<i>NO</i>	21	7	1	4	0	0	33
<i>GRT</i>	6244	20720	8763	53848	0	0	89575
<b>PASSENGER SERVICE</b>							
<i>NO</i>	57	4	0	0	0	1	62
<i>GRT</i>	11125	7514	0	0	0	35143	53782

**Table No 3.4**  
**Coastal Fleet - By Type And Size of Vessels (As on 31st December, 2017 )**

<i>Type/ Size</i>	<i>Below 999</i>	<i>1000- 4999</i>	<i>5000- 9999</i>	<i>10000- 19999</i>	<i>20000- 34999</i>	<i>35000 above</i>	<i>Total</i>
<b>(1)</b>	<b>(2)</b>	<b>(3)</b>	<b>(4)</b>	<b>(5)</b>	<b>(6)</b>	<b>(7)</b>	<b>(8)</b>
<b>PILOT LAUNCH</b>							
<i>NO</i>	3	0	0	0	0	0	3
<i>GRT</i>	243	0	0	0	0	0	243
<b>PLEASURE YACHTS</b>							
<i>NO</i>	1	0	0	0	0	0	1
<i>GRT</i>	338	0	0	0	0	0	338
<b>PORT TRUSTS &amp; MARITIME BOARDS VESSEL</b>							
<i>NO</i>	85	7	1	0	0	0	93
<i>GRT</i>	23299	12666	9123	0	0	0	45088
<b>RESEARCH</b>							
<i>NO</i>	1	0	0	0	0	0	1
<i>GRT</i>	70	0	0	0	0	0	70
<b>RO - RO CONTAINER VESSELS</b>							
<i>NO</i>	1	0	0	0	0	0	1
<i>GRT</i>	956	0	0	0	0	0	956
<b>SPECIALISED VESSELS FOR OFFSHORE</b>							
<i>NO</i>	15	17	2	2	0	0	36
<i>GRT</i>	5641	48259	10928	22207	0	0	87035
<b>TUG</b>							
<i>NO</i>	313	10	1	0	0	0	324
<i>GRT</i>	93450	19540	5939	0	0	0	118929
<b>UTILITY BOAT</b>							
<i>NO</i>	2	0	0	0	0	0	2
<i>GRT</i>	88	0	0	0	0	0	88
<b>UTILITY CRAFT</b>							
<i>NO</i>	1	1	0	0	0	0	2
<i>GRT</i>	205	2200	0	0	0	0	2405

**Table No 3.4**

**Coastal Fleet - By Type And Size of Vessels (As on 31st December, 2017 )**

<i>Type/ Size</i>	<i>Below 999</i>	<i>1000- 4999</i>	<i>5000- 9999</i>	<i>10000- 19999</i>	<i>20000- 34999</i>	<i>35000 above</i>	<i>Total</i>
<i>(1)</i>	<i>(2)</i>	<i>(3)</i>	<i>(4)</i>	<i>(5)</i>	<i>(6)</i>	<i>(7)</i>	<i>(8)</i>
<b>UTILITY VESSEL</b>							
<i>NO</i>	6	0	0	0	0	0	6
<i>GRT</i>	1122	0	0	0	0	0	1122
<b>YACHTS</b>							
<i>NO</i>	1	0	0	0	0	0	1
<i>GRT</i>	22	0	0	0	0	0	22
<b>TOTAL</b>							
<i>NO</i>	638	246	24	8	7	5	928
<i>GRT</i>	198479	480891	169717	100199	193240	327067	1469593

**Table No 3.5**

**Coastal Fleet - By Type And Age of Vessels (As on 31st December, 2017)**

<i>Type of Vessels</i>	<i>Upto 5 Yrs.</i>	<i>6-10 Yrs</i>	<i>11-15 Yrs</i>	<i>16-20 Yrs</i>	<i>Above 20 Yrs.</i>	<i>Total</i>
<i>(1)</i>	<i>(2)</i>	<i>(3)</i>	<i>(4)</i>	<i>(5)</i>	<i>(6)</i>	<i>(7)</i>
<b>PLATFORM SUPPLY VESSEL</b>						
<i>NO</i>	2	0	0	0	0	2
<i>GRT</i>	7002	0	0	0	0	7002
<b>AHTS</b>						
<i>NO</i>	2	0	0	0	1	3
<i>GRT</i>	4548	0	0	0	1997	6545
<b>BARGE</b>						
<i>NO</i>	25	5	6	2	1	39
<i>GRT</i>	35768	8420	9289	3387	1691	58555
<b>BC</b>						
<i>NO</i>	4	0	1	0	0	5
<i>GRT</i>	51833	0	30046	0	0	81879
<b>CELLULAR CONTAINER VESSEL</b>						
<i>NO</i>	1	0	1	0	0	2
<i>GRT</i>	756	0	7511	0	0	8267
<b>CONTAINER SHIP</b>						
<i>NO</i>	0	1	0	0	0	1
<i>GRT</i>	0	1617	0	0	0	1617
<b>CREW BOAT</b>						
<i>NO</i>	7	3	1	0	1	12
<i>GRT</i>	521	151	183	0	111	966
<b>DREDGER</b>						
<i>NO</i>	5	2	4	4	16	31
<i>GRT</i>	22179	13776	21868	24953	55739	138515
<b>DRY CARGO BULK CARRIER</b>						
<i>NO</i>	7	11	1	0	9	28
<i>GRT</i>	10397	13576	7594	0	165132	196699
<b>DRY CARGO LINER</b>						
<i>NO</i>	1	2	5	10	55	73
<i>GRT</i>	1323	5968	16254	15974	77239	116758

**Table No 3.5**

**Coastal Fleet - By Type And Age of Vessels (As on 31st December, 2017 )**

<i>Type of Vessels</i>	<i>Upto 5 Yrs.</i>	<i>6-10 Yrs</i>	<i>11-15 Yrs</i>	<i>16-20 Yrs</i>	<i>Above 20 Yrs.</i>	<i>Total</i>
<i>(1)</i>	<i>(2)</i>	<i>(3)</i>	<i>(4)</i>	<i>(5)</i>	<i>(6)</i>	<i>(7)</i>
<b>ELECTRIC PROPULSION</b>						
<i>NO</i>	1	3	0	0	0	4
<i>GRT</i>	2257	4338	0	0	0	6595
<b>ETHYLENE GAS CARRIER</b>						
<i>NO</i>	0	0	0	0	4	4
<i>GRT</i>	0	0	0	0	31248	31248
<b>FLOATING CRANE</b>						
<i>NO</i>	0	1	0	0	0	1
<i>GRT</i>	0	2148	0	0	0	2148
<b>GENERAL CARGO SHIP</b>						
<i>NO</i>	3	1	0	0	0	4
<i>GRT</i>	6730	1233	0	0	0	7963
<b>LPG CARRIERS</b>						
<i>NO</i>	1	0	0	0	0	1
<i>GRT</i>	466	0	0	0	0	466
<b>MOTOR LAUNCH</b>						
<i>NO</i>	3	15	0	0	0	18
<i>GRT</i>	3932	1531	0	0	0	5463
<b>MOTOR SHIP</b>						
<i>NO</i>	5	1	1	1	0	8
<i>GRT</i>	7081	8763	931	40	0	16815
<b>MOTOR TANKERS</b>						
<i>NO</i>	0	0	0	0	1	1
<i>GRT</i>	0	0	0	0	999	999
<b>MOTOR TENDER</b>						
<i>NO</i>	4	0	0	0	0	4
<i>GRT</i>	332	0	0	0	0	332
<b>MOTOR TUG</b>						
<i>NO</i>	1	0	0	0	0	1
<i>GRT</i>	160	0	0	0	0	160

**Table No 3.5**

**Coastal Fleet - By Type And Age of Vessels (As on 31st December, 2017 )**

<i>Type of Vessels</i>	<i>Upto 5 Yrs.</i>	<i>6-10 Yrs</i>	<i>11-15 Yrs</i>	<i>16-20 Yrs</i>	<i>Above 20 Yrs.</i>	<i>Total</i>
<i>(1)</i>	<i>(2)</i>	<i>(3)</i>	<i>(4)</i>	<i>(5)</i>	<i>(6)</i>	<i>(7)</i>
<b>MSV</b>						
<i>NO</i>	1	0	0	0	2	3
<i>GRT</i>	320	0	0	0	482	802
<b>OFFSHORE SUPPLY VESSEL</b>						
<i>NO</i>	11	17	8	4	58	98
<i>GRT</i>	24310	24235	12286	3520	51956	116307
<b>OIL TANKER (CRUDE)</b>						
<i>NO</i>	1	0	0	1	2	4
<i>GRT</i>	165319	0	0	29083	25080	219482
<b>OIL TANKER (PC)</b>						
<i>NO</i>	2	3	0	2	8	15
<i>GRT</i>	2153	809	0	1695	38663	43320
<b>OTHER CARGO SHIP</b>						
<i>NO</i>	0	1	0	0	0	1
<i>GRT</i>	0	1037	0	0	0	1037
<b>PASSENGER CUM CARGO</b>						
<i>NO</i>	0	8	5	4	16	33
<i>GRT</i>	0	16438	1012	16040	56085	89575
<b>PASSENGER SERVICE</b>						
<i>NO</i>	0	20	5	8	29	62
<i>GRT</i>	0	5356	1506	2906	44014	53782
<b>PILOT LAUNCH</b>						
<i>NO</i>	3	0	0	0	0	3
<i>GRT</i>	243	0	0	0	0	243
<b>PLEASURE YACHTS</b>						
<i>NO</i>	1	0	0	0	0	1
<i>GRT</i>	338	0	0	0	0	338
<b>PORT TRUSTS &amp; MARITIME BOARDS VESSEL</b>						
<i>NO</i>	1	5	9	24	54	93
<i>GRT</i>	379	1379	7300	9904	26126	45088

**Table No 3.5**

**Coastal Fleet - By Type And Age of Vessels (As on 31st December, 2017 )**

<i>Type of Vessels</i>	<i>Upto 5 Yrs.</i>	<i>6-10 Yrs</i>	<i>11-15 Yrs</i>	<i>16-20 Yrs</i>	<i>Above 20 Yrs.</i>	<i>Total</i>
<i>(1)</i>	<i>(2)</i>	<i>(3)</i>	<i>(4)</i>	<i>(5)</i>	<i>(6)</i>	<i>(7)</i>
<b>RESEARCH</b>						
<i>NO</i>	1	0	0	0	0	1
<i>GRT</i>	70	0	0	0	0	70
<b>RO - RO CONTAINER VESSELS</b>						
<i>NO</i>	0	0	0	0	1	1
<i>GRT</i>	0	0	0	0	956	956
<b>SPECIALISED VESSELS FOR OFFSHORE</b>						
<i>NO</i>	0	2	2	2	30	36
<i>GRT</i>	0	6077	3672	136	77150	87035
<b>TUG</b>						
<i>NO</i>	58	58	47	46	115	324
<i>GRT</i>	30816	27278	13542	13074	34219	118929
<b>UTILITY BOAT</b>						
<i>NO</i>	1	1	0	0	0	2
<i>GRT</i>	73	15	0	0	0	88
<b>UTILITY CRAFT</b>						
<i>NO</i>	1	0	0	0	1	2
<i>GRT</i>	205	0	0	0	2200	2405
<b>UTILITY VESSEL</b>						
<i>NO</i>	4	2	0	0	0	6
<i>GRT</i>	875	247	0	0	0	1122
<b>YACHTS</b>						
<i>NO</i>	0	1	0	0	0	1
<i>GRT</i>	0	22	0	0	0	22
<b>TOTAL</b>						
<i>NO</i>	157	163	96	108	404	928
<i>GRT</i>	380386	144414	132994	120712	691087	1469593

**Table 3.6**  
**Coastal Fleet - By Age And Size of Vessels (As on 31st December, 2017)**

<i>Age/ Size</i>	<i>Below 999</i>	<i>1000- 4999</i>	<i>5000- 9999</i>	<i>10000- 19999</i>	<i>20000- 34999</i>	<i>35000 above</i>	<i>Total</i>
<i>(1)</i>	<i>(2)</i>	<i>(3)</i>	<i>(4)</i>	<i>(5)</i>	<i>(6)</i>	<i>(7)</i>	<i>(8)</i>
<b>Upto 5 Yrs.</b>							
<i>NO</i>	92	59	4	0	0	2	157
<i>GRT</i>	29316	114041	26849	0	0	210180	380386
<b>6 to 10 Yrs.</b>							
<i>NO</i>	114	45	4	0	0	0	163
<i>GRT</i>	29152	83960	31302	0	0	0	144414
<b>11 to 15 Yrs.</b>							
<i>NO</i>	68	23	4	0	1	0	96
<i>GRT</i>	20861	52111	29976	0	30046	0	132994
<b>16 to 20 Yrs.</b>							
<i>NO</i>	84	19	3	1	1	0	108
<i>GRT</i>	23270	29952	24168	14239	29083	0	120712
<b>Above 20 Yrs.</b>							
<i>NO</i>	280	100	9	7	5	3	404
<i>GRT</i>	95880	200827	57422	85960	134111	116887	691087
<b>TOTAL</b>							
<i>NO</i>	638	246	24	8	7	5	928
<i>GRT</i>	198479	480891	169717	100199	193240	327067	1469593

**Table 3.7**  
**Coastal Fleet - By Number of Companies and Vessels Owned ( As on 31st December )**

Number of Ships Owned	('000GRT)					
	Number of Companies			Total Tonnage Owned		
	2015	2016	2017	2015	2016	2017
(1)	(2)	(3)	(4)	(5)	(6)	(7)
1	181	194	202	418	415	416
2	40	45	52	68	70	126
3	22	17	19	139	132	58
4	9	10	10	24	22	21
5	12	11	11	73	76	72
6	2	3	3	8	10	14
7	6	6	8	37	45	53
8	5	5	4	33	53	23
9	-	2	1	-	19	11
10	3	3	4	48	48	47
11	4	4	2	12	12	9
12	5	4	4	375	334	334
13	1	1	1	18	18	18
14	1	1	1	6	6	6
15	1	1	2	5	5	10
16	-	-	-	-	-	-
17	-	-	1	-	-	85
18	2	2	1	91	91	3
19	1	-	-	30	-	-
21	1	3	3	16	117	117
22	-	-	-	-	-	-
23	-	-	-	-	-	-
24	-	-	-	-	-	-
25	1	-	-	66	-	-
26	1	-	-	17	-	-
27	-	1	1	-	17	17
32	-	-	-	-	-	-
40	-	-	-	-	-	-
41	-	-	-	-	-	-
42	-	-	-	-	-	-
47	-	-	-	-	-	-
49	-	-	-	-	-	-
52	-	-	-	-	-	-
53	1	-	-	20	-	-
60	-	1	-	-	28	-
63	-	-	1	-	-	29
<b>Total</b>	<b>299</b>	<b>314</b>	<b>330</b>	<b>1502</b>	<b>1518</b>	<b>1469</b>

**Table 3.8**  
**Coastal Fleet - BY Number of Companies/Ships & Tonnage Owned (As on 31 st December)**

(' 000 GRT)

Tonnage	Number of Ships			Total Tonnage		
	2015	2016	2017	2015	2016	2017
(1)	(2)	(3)	(4)	(5)	(6)	(7)
Upto 1.0	595	608	638	189	188	199
1.0 - 5.0	232	244	246	452	481	481
5.0 - 10.0	23	24	24	161	170	170
10.0 - 20.0	8	8	8	100	100	100.00
20.0 - 70.0	14	13	11	435	413	354
70.0 - 80.0	-	-	-	-	-	-
80.0 - 100.0	-	-	-	-	-	-
100 .0 & above	1	1	1	165	165	165
<b>Total</b>	<b>873</b>	<b>898</b>	<b>928</b>	<b>1502</b>	<b>1518</b>	<b>1469</b>

**Table 3.9****Indian Shipping companies registered for Coastal trade***(as on 31st December, 2017)*

<b>Sl No</b>	<b>Company Name</b>	<b>No of Vessels</b>	<b>GRT</b>	<b>DWT</b>
1.	A.K. SHIP MGMT.& SERVICES	1	374	147
2.	A.K. SHIPPING PVT LTD.	2	4920	5984
3.	ABG SHIPPING LTD.	2	3748	5259
4.	ABYSS OFFSHORE, MUMBAI	1	78	0
5.	ACE RESOURCES & SOLUTION PVT. LTD.	1	1986	3500
6.	ADANI PORT LTD.	5	2032	905
7.	ADEL SHIPPING & LOGISTICS LTD.	2	972	252
8.	ADMN. OF U.T. OF LAKSHDWEET	21	39749	8007
9.	AERO SHIPPING SERVICES	1	18	0
10.	AEROMARINE EQUIPMENT SUPPLY PVT. LTD	1	15	0
11.	AHILIBAI SARDESAI MINING & EARTHMOVING	1	2257	0
12.	AJWA LOGISTICS PVT. LTD.	1	121	0
13.	ALBATROSS SH. LTD.	1	273	214
14.	ALBATROSS SHIPPING AGENCIES	1	1310	1809
15.	ALISHA A & BEGUM H	1	178	0
16.	AMBUJA CEMENT	10	23782	30460
17.	AMIC TECHNOCONS LTD.	1	199	350
18.	AMIT SHIP MANAGEMENT LTD.	2	764	0
19.	AMMA LINES LTD.	1	11625	16500
20.	ANDAMAN & NICOBAR ADMINISTRATION	12	51783	17830
21.	ANDAMAN LAKSHADWEEP ADMINISTRATION	2	671	157
22.	ANDAMAN LAKSHWADWEEP HARBOUR WORKS	1	469	0
23.	ANJAN SHIPPING PVT. LTD.	1	382	112
24.	APEEJAY CHARTER PVT. LTD	1	39	0
25.	APEEJAY SHIPPING LTD.	1	35430	64110
26.	ARC MARINE PVT LTD	6	2129	1961
27.	ARDESHIR & CURSETJEE LTD.	2	207	0
28.	ARKAY LOGISTICS LTD.	1	482	0
29.	ARKEY SEA LOGISTICS LTD.	7	10358	9113
30.	ASIAN MARINE SUPPLIER	1	104	0
31.	ASIANOL SHIPPING LTD.	1	1624	2850

*Table 3.9 (Contd....)*

*Indian Shipping companies registered for Coastal trade*

*(as on 31st December, 2017)*

<i>Sl No</i>	<i>Company Name</i>	<i>No of Vessels</i>	<i>GRT</i>	<i>DWT</i>
32.	ASSOCIATED MARITIME PVT. LTD.	1	1090	2052
33.	ATLANTIC SHIPPING PVT. LTD	2	4173	5622
34.	ATLAS OFFSHORE SERVICES PVT. LTD.	1	297	1018
35.	AYSHA SHIPPING COMPANY, A&N ISLANDS	1	320	0
36.	B.DEVCHAND & SONS SHIPPING P. LTD	1	1395	2200
37.	BALLAST HAM DREDGING INDIA PVT LTD.	1	467	0
38.	BAPUS SHIPPING JAMNAGAR PVT. LTD.	2	275	0
39.	BHAMBHANI SHIPPING PVT. LTD.	2	1788	2085
40.	BHARAT CHEMICAL	1	1299	1500
41.	BHARAT HOTEL LTD.	1	37	0
42.	BHARATI MARITIME SERVICES PVT. LTD.	1	144	119
43.	BHOIR SAND & ALLIED INDUS. PVT. LTD.	2	461	0
44.	BIZCARE SERVICES PVT. LTD.	1	202	0
45.	BLUE OCEAN SEA TRANSPORT LTD	1	396	596
46.	BLUEFIN MARINE INDUSTRIES	1	108	0
47.	BOMBAY MARINE ENGG. WORKS LTD.	1	499	700
48.	BOTHRA SHIPPING SERVICES PVT. LTD.	1	2527	4500
49.	CAN OFF-SHORE PVT. LTD.	4	813	484
50.	CANARA MOTOR LAUNCH SERVICES	1	70	0
51.	CASTLE SHIPS PVT. LTD.	1	1332	2127
52.	CHANDRA SHIP MANAGEMENT PVT. LTD.	2	581	0
53.	CHENNAI PORT TRUST	11	6989	0
54.	CHOWGULE & COMPANY PVT. LTD.	3	4722	5754
55.	COAST LINE SERVICES (INDIA) PVT. LTD.	4	4355	6352
56.	COASTAL MARINE COAST & ENGG. LTD.	5	3650	2041
57.	COASTAL SEAWAYS (ISLAND) PVT. LTD.	1	255	50
58.	COCHIN PORT TRUST	5	3954	2308
59.	COMPASS SHIPPING AGENCY	1	195	0
60.	COUNCIL OF SCIENTIFIC & INDUSTR. RESEARCH	1	2661	800
61.	CRAFTWAY ENGINEERS LTD.	2	144	0
62.	CREATIVE GAMING SOLUTIONS PVT. LTD.	1	2544	0

*Table 3.9 (Contd....)*

*Indian Shipping companies registered for Coastal trade*

*(as on 31st December, 2017)*

<i>Sl No</i>	<i>Company Name</i>	<i>No of Vessels</i>	<i>GRT</i>	<i>DWT</i>
63.	CROWN MARITIME CO. LTD.	1	264	0
64.	CRYSTAL SHIPPING	1	172	51
65.	D.G.LIGHT HOUSES & LIGHTSHIPS	4	5948	3108
66.	DAMANIA SHIPPING LTD.	1	481	45
67.	DAMODAR MARINE SERVICE	1	487	737
68.	DANIEL ENG. WORKS & SHIP REPAIRS	1	850	1000
69.	DELMAR OFFSHORE SERVICES P. LTD.	2	258	176
70.	DELTA MARITME & INDUS. SKILL TRNG INST. P. LTD	2	232	0
71.	DEPARTMENT OF OCEAN DEVELOPMENT	3	4582	1605
72.	DEPT. OF ANIMAL HUSBANDRY & DAIRYING	1	785	0
73.	DESHPRABHU RESOURCES, GOA	1	1320	0
74.	DHARTI DREDGING & INFRA. LTD.	1	259	281
75.	DIPLOMAT MARINE	1	1221	1149
76.	DIR. OF PORTS, THIRUANANTHAPURAM	1	157	113
77.	DIR. OF SHIPPING SERVICES, PORT BLAIR	1	124	9
78.	DIRECTOR OF SHIPPING SERVICES, A&N	3	1740	0
79.	DOLPHIN OFFSHORE LTD.	7	2254	1377
80.	DREDGING CORPORATION OF INDIA LTD.	17	84918	60372
81.	DUKE OFFSHORE LTD.	2	226	38
82.	E.N. PVT. LTD.	2	148	0
83.	EASTERN NAVIGATION PVT. LTD.	3	1227	1378
84.	EASTERN WATERWAYS PVT. LTD.	1	69	23
85.	ELEKTRONIK LAB	1	931	0
86.	ELLON HINENGO LTD.	4	2717	5471
87.	EPSOM SHIPPING (I)PVT LTD.	1	3467	4141
88.	ESSAR CONSTRUCTION (INDIA) LIMITED	1	97	136
89.	ESSAR LOGISTICS LTD.	5	1564	611
90.	ESSAR SHIPPING LTD.	7	5353	7429
91.	ESSAR STEEL LTD.	1	293	0
92.	EVERETT (INDIA) PVT. LTD.	1	2305	3388
93.	EVERSUN SPARKLE	1	262	78

*Table 3.9 (Contd....)*

*Indian Shipping companies registered for Coastal trade*

*(as on 31st December, 2017)*

<i>Sl No</i>	<i>Company Name</i>	<i>No of Vessels</i>	<i>GRT</i>	<i>DWT</i>
94.	FINOLEX INDUSTRIES LTD.	1	204	144
95.	FIRST OIL & GAS SERVICES P. LTD	1	2568	2105
96.	FLAGSHIP MARINE INDIA PVT. LTD.	1	1233	2000
97.	FOMENTO RESOURCES PVT. LTD	1	2148	0
98.	FUGRO SURVEY (I) PVT. LTD.	1	494	509
99.	GAL OFFSHORE SHIPPING CO. LTD.	1	640	0
100.	GARUDA CARRIERS & SHIPPING(P) LTD.	3	4593	7636
101.	GATI LTD	1	3553	4811
102.	GAUTAM FREIGHT LTD.	1	298	405
103.	GENERAL MARINE SERVICES	1	252	0
104.	GEOLOGICAL SURVEY OF INDIA LTD.	3	2942	2005
105.	GLOBAL OFFSHORE SERVICES LTD	1	2281	1971
106.	GLOBAL UNITED SHIPPING INDIA PVT. LTD.	1	22521	30761
107.	GLORY SHIP MANAGEMENT PVT. LTD.	7	2979	2105
108.	GOA COASTAL RESORTS & RECREATION PVT. LTD.	1	3546	320
109.	GOA GULF CLUB PVT. LTD.	1	2394	0
110.	GOA SHIPYARD LTD.	1	121	0
111.	GODREJ & BOYCE MFG. LTD.	1	22	4
112.	GREAT EASTERN SHIPPING CO. LTD.	1	30046	52454
113.	GREAT OFFSHORE LTD.	21	15616	16296
114.	GREAT SEA SHIPPING (P) LTD.	1	756	1000
115.	GREAT SHIP (INDIA) LTD.	2	4983	2416
116.	GREENWICH SHIPPING	1	1484	2287
117.	GUJARAT ADANI PORT	2	472	35
118.	GUJARAT MARITIME BOARD LTD.	18	2753	194
119.	HAL OFFSHORE LTD	1	1085	832
120.	HAUERS LINES LTD.	1	298	957
121.	HEDE FERROMINAS(P) LTD.	2	1332	1686
122.	HEMANT PARASHRAM JETHALIYA	1	374	147
123.	HIND OFFSHORE	9	10586	7158
124.	HINDUSTAN MARINE CARRIERS	1	1250	0

*Table 3.9 (Contd....)*

*Indian Shipping companies registered for Coastal trade*

*(as on 31st December, 2017)*

<i>Sl No</i>	<i>Company Name</i>	<i>No of Vessels</i>	<i>GRT</i>	<i>DWT</i>
125.	HOLLY OFFSHORE LOGISTICS	1	223	0
126.	HOTEL LEELA VENTURE LTD	1	722	0
127.	I MARINE INFRATECH (I) PVT. LTD.	2	228	180
128.	IMPERIAL CLASSIC SHIPPING LTD.	1	1359	0
129.	INDIAN ROADLINES	1	197	118
130.	INDUS MARINE PVT. LTD.	1	129	0
131.	ISPAT INDUSTRIES LTD.	1	1836	2780
132.	ITT LINES PVT. LTD.	2	2599	3505
133.	ITT SHIPPING PVT. LTD.	3	3594	3374
134.	J.D. LOGISTICS	2	156	0
135.	JADWET TRADING COMPANY	1	40	0
136.	JAISU SHIPPING CO. LTD.	10	18652	8758
137.	JAWAHARLAL NEHRU PORT TRUST	7	1114	0
138.	JAYESH SHIPPING PVT LTD.	2	552	696
139.	JINDAL ITF LTD.	13	17550	27300
140.	JMD SHIPPING SERVICES	1	41	0
141.	JSW JAIGARH PORT LTD.	3	1404	921
142.	K. RAGHU PATHI RAO (RAGHU)	1	65	0
143.	K.B. SHIPPING & COMPANY	1	107	69
144.	K.DESAI & COMPANY	1	181	0
145.	K.G. OFFSHORE SERVICES PVT. LTD.	1	417	0
146.	KANDLA PORT TRUST	11	1973	663
147.	KARINA TOURISM & ADVENTURES PVT. LTD.	1	338	47
148.	KEI-RSOS MARITIME LTD.	15	5202	3311
149.	KMEW OFFSHORE PVT. LTD.	1	113	15
150.	KNK SHIP MANAGEMENT	2	889	226
151.	KOLKATTA PORT TRUST	12	16329	11742
152.	KONDO SYOKAI LEISURE INDIA PVT	1	21	6
153.	KSINC	1	135	0
154.	LAKSHADWEEP DEVELOPMENT CORPN. LTD.	2	964	387
155.	LAKSHADWEEP HARBOUR WORKS, COCHIN	1	75	0

*Table 3.9 (Contd....)*

*Indian Shipping companies registered for Coastal trade*

*(as on 31st December, 2017)*

<i>Sl No</i>	<i>Company Name</i>	<i>No of Vessels</i>	<i>GRT</i>	<i>DWT</i>
156.	LEWEK ALTER SHIPPING	1	3601	0
157.	LIFT & SHIFT INDIA PVT. LTD.	2	446	0
158.	M. GANGADHAR RAO	1	36	0
159.	M. PALLONJI LOGISTICS PVT. LTD.	5	7703	43552
160.	M. PALLONJI SHIPPING PVT. LTD.	1	1926	3150
161.	MAHESH ENTER.& INFRA INDIA P. LTD.	1	18	0
162.	MAJU MARINE SERVICE	1	322	500
163.	MAK LOGISTICS PVT. LTD.	4	2414	2101
164.	MARINE INFRASTRUCTURE LTD.	1	2148	0
165.	MEENAKSHI FISHING & TRADING CO.	2	608	132
166.	MERCATOR LTD.	5	29124	17114
167.	MODEST OFFSHORE SERVICES LTD.	1	66	0
168.	MOHAMMED REFIQUE, A&N ISLANDS	1	342	0
169.	MORMUGAO PORT TRUST	3	456	0
170.	MRS. ISHRAT JAHAN W/0 MR. RIAZ KHAN	1	140	15
171.	MUMBAI PORT TRUST	7	2648	0
172.	MUNDRA PORT AND SPECIAL ECONOMIC ZONE LTD	12	5260	1496
173.	MUSTAN TAHDERBHAI KHANBHAI	1	1310	1817
174.	N.S. GUZDER & COMPANY LTD.	1	498	0
175.	NATIONAL INSTITUTE OF OCEAN TECHNOLOGY	1	4862	0
176.	NATIONAL INSTITUTE OF OCEANOGRAPHY, GOA	1	709	297
177.	NATWAR PAREKH INDUSTRIES	1	956	1386
178.	NAUTEX MARITIME PVT. LTD	1	174	0
179.	NAVAYUGA ENGINEERING CO. LTD	1	6520	8476
180.	NAWAZ SHIPPING	1	197	118
181.	NETINCON LOGISTICS PVT. LTD	3	7754	9600
182.	NEW ERA SHIPPING LTD. GOA	1	1593	2137
183.	NEW MANGALORE PORT TRUST	3	1220	337
184.	NIKHIL KUMAR DHALI	1	189	0
185.	OCEAN SPARKLE LTD.	63	29209	13106
186.	OFFSHORE INTERNATIONAL LOGISTICS	1	229	0

**Table 3.9 (Contd....)**

**Indian Shipping companies registered for Coastal trade**

**(as on 31st December, 2017)**

<b>Sl No</b>	<b>Company Name</b>	<b>No of Vessels</b>	<b>GRT</b>	<b>DWT</b>
187.	<b>OIL &amp; NATURAL GAS COMM. LTD.</b>	21	61873	46447
188.	<b>ORION AGENCIES LTD.</b>	1	1188	1856
189.	<b>ORION MARITIME PVT. LTD.</b>	2	598	533
190.	<b>ORION OFFSHORE SERVICES PVT LTD.</b>	1	233	79
191.	<b>P. SURYA RAO</b>	1	59	0
192.	<b>PALLONI PVT. LTD.</b>	1	1926	3150
193.	<b>PARADIP PORT TRUST</b>	1	284	691
194.	<b>PARKKOT MARITIME AGENCIES</b>	2	2190	0
195.	<b>PFS SHIPPING INDIA LTD.</b>	2	3844	3842
196.	<b>PILLONJI LOGISTICS LTD.</b>	5	7688	12340
197.	<b>POLESTAR MARITIME LTD.</b>	15	4753	1730
198.	<b>POOMPUHAR SHIPPING COPN. LTD.</b>	2	55985	79975
199.	<b>PRAGATI MARINE SERVIES PVT. LTD.</b>	1	476	202
200.	<b>PRANIK SHIPPING &amp; SERVICES LTD.</b>	1	1874	2849
201.	<b>PRATIBHA SHIPPING LTD.</b>	1	30565	28610
202.	<b>PRATISHTHA MARINE SERVICES P. LTD</b>	1	163	107
203.	<b>PRINCE MARINE TRANSPORT SERVICES</b>	10	4722	1172
204.	<b>PROFESSIONAL SHIP MGT. PVT. LTD.</b>	1	94	14
205.	<b>QK MARINE SERVICES PVT. LTD.</b>	1	470	284
206.	<b>R. M. SHIPPING PVT. LTD.</b>	8	223	20
207.	<b>RAJ SHIPPING AGENCIES LTD.</b>	8	5419	5674
208.	<b>RAJMAHENDRI OIL FIELD SERVICES P LTD.</b>	2	183	0
209.	<b>RAMESH BABA SUVAMA</b>	1	314	0
210.	<b>REACON ENGINEERS(INDIA) PVT. LTD.</b>	3	845	2290
211.	<b>RELIANCE INDUSTRIES LTD.</b>	27	17165	12541
212.	<b>RESHAMSINGH &amp; CO. PVT LTD.</b>	2	298	0
213.	<b>RIPLEY OFFSHORE PVT. LTD.</b>	1	191	102
214.	<b>RSOS - R.K.KATADI</b>	1	55	31
215.	<b>S. SURYA RAO</b>	1	159	0
216.	<b>S.K.S. SHIP LTD.</b>	2	24	0
217.	<b>S.R. OFFSHORE P. LTD.</b>	2	273	0

*Table 3.9 (Contd....)*

*Indian Shipping companies registered for Coastal trade*

*(as on 31st December, 2017)*

<i>Sl No</i>	<i>Company Name</i>	<i>No of Vessels</i>	<i>GRT</i>	<i>DWT</i>
218.	S.S. OFFSHORE PVT. LTD.	2	411	377
219.	SADHAV SHIPPING LTD.	6	6379	6356
220.	SAFE & SURE MARINE INT. PVT. LTD.	2	1931	3021
221.	SAHARA INDIA TOURISM DEV. CORPN. LTD	1	35143	4514
222.	SAHARA SHIPPING PVT. LTD	1	78	24
223.	SAIBHYA SHIPPING AGRO-MARINE P. LTD	1	267	100
224.	SAKTHI SHIPPING SERVICES (I) PVT. LTD.	1	1510	2164
225.	SALGAOCAR MINING LTD.	1	255	283
226.	SALGAONKAR ENGINEERS PVT. LTD.	1	12519	17529
227.	SAMBHULINGAM MARINE SERVICES	1	317	0
228.	SAMRAT ASIA MARITIME LTD.	1	1874	2350
229.	SAMSON MARITIME LTD.	8	8309	8679
230.	SAMUDRIKA LOGISTICS PVT. LTD.	1	275	290
231.	SAN MARINE	1	174	0
232.	SARAT CHATTERJEE & CO. (V) P. LTD	1	191	102
233.	SAURASHTRA FUELS PVT. LTD.	2	3672	5560
234.	SEA RIDES SHIP MANAGEMENT	1	1011	1142
235.	SEA SPARKLE HARBOUR SERVICES LTD	4	1277	558
236.	SEABON DNV MARINE P. LTD.	1	72	16
237.	SEABRIDGE MARITIME AGENCIES PVT. LTD.	1	125	0
238.	SEAGULL DREDGING PVT. LTD. MUMBAI	1	71	0
239.	SEALAND SHIPPING & EXPORTS PVT.LTD.	1	2233	3881
240.	SEALION SPARKLE MARITIME SERVI	5	1330	394
241.	SEALION SPARKLE PORT & TERMINAL SERVICE	1	472	0
242.	SEAPORT LOGISTICS PVT. LTD	3	3799	0
243.	SEASHORES INFRA LOGISTICS	1	269	115
244.	SEASPAN SHIPPING LTD.	1	643	139
245.	SEATRANS SHIPPING CORPN. LTD.	1	42	0
246.	SESA GOA LTD.	1	46314	80000
247.	SESA SHIPPING(P) LTD.	1	121	0
248.	SETHUSAMUDRAM CORP.TD., CHENNAI	10	263	0

*Table 3.9 (Contd....)*

*Indian Shipping companies registered for Coastal trade*

*(as on 31st December, 2017)*

<i>Sl No</i>	<i>Company Name</i>	<i>No of Vessels</i>	<i>GRT</i>	<i>DWT</i>
249.	SETRANS SHIPPING LTD.	1	249	184
250.	SEVEN ISLAND SHIPPING LTD	1	29083	44970
251.	SHAHI SHIPPING LTD.	1	121	0
252.	SHANTI SAGAR INT. DREDG. PVT. LTD.	3	1474	1529
253.	SHANTI SHIPPING CO.(P) LTD	1	760	830
254.	SHINY SHIPPING & LOGISTICS PVT.	2	2153	2734
255.	SHIPPING CORPN. OF INDIA	12	260511	455562
256.	SHIV SHIPPING SERVICES	1	1583	2000
257.	SHIV VANI OIL & GAS EXPLORATION	1	174	46
258.	SHIVA MARKETING LTD.	1	157	0
259.	SHREE KRISHNA QUARRY PVT. LTD.	1	708	0
260.	SHREE KRISHNA STEVEDORES P. LTD.	5	7612	10924
261.	SHREE SAGAR STEVEDORE	1	1066	0
262.	SHREE VARALAKSHMI OFFSHORE SERVICES	1	69	0
263.	SHREEJI SHIPPING SERVICES (INDIA) LTD.	3	3139	3761
264.	SHRI ARVIND SHAH P/O AECADIA	1	69	0
265.	SHRI DWARAMPUDI TIRAPAYYAREDDY	1	91	55
266.	SHRI K. VIJAY GOPAL	2	134	14
267.	SHRI KATADI JANAKIRAM	1	160	0
268.	SHRI MAHENDRASINH KIRITSINH GOHIL	1	303	246
269.	SHRI MANKESHWAR MECHANICAL SERVICES	1	62	0
270.	SHRI RASHED AHMED MUJAWAR PROPRIETOR	1	1398	2213
271.	SHRI SANGANI V.V.K. RAO	1	91	55
272.	SHRI VIJAY KANTILAL SANGHVI	1	107	0
273.	SICAL LOGISTICS LTD.	1	7594	10500
274.	SINDHU MARINE	4	918	116
275.	SOUTH EAST ASIA MARINE ENGG. & CONST. LTD.	3	11211	6135
276.	SPARKLE PORT SERVICES LTD.	3	1429	0
277.	SPARKLE TERMINAL & TOWAGE SER. LTD.	4	1976	1187
278.	SRI GANESH DURGA MARINE SERVICES	1	75	0
279.	SRI V. JESWARYAMBICA BARGE SUPPLIERS	1	78	0

*Table 3.9 (Contd....)*

*Indian Shipping companies registered for Coastal trade*

*(as on 31st December, 2017)*

<i>Sl No</i>	<i>Company Name</i>	<i>No of Vessels</i>	<i>GRT</i>	<i>DWT</i>
280.	SRI VARI LOGISTICS (I) LTD.	2	1310	0
281.	STAR MARINE SERVICES	1	50	0
282.	STAR SHIPPING LTD.	1	187	239
283.	STEADFAST SHIPPING PVT. LTD.	1	782	997
284.	SUNRISE MARINE SERVICES	4	586	469
285.	SUPER TUG OFFSHORE SERVICES PVT LTD.	2	509	573
286.	SUPER TUG OFFSHORE SERVICES PVT. LTD.	1	356	0
287.	SUPREME MARINES	1	75	0
288.	SVITZER WIJAMNLLER HAZIRA PVT LTD.	2	1357	250
289.	SVS MARINE SERVICES (P) LTD.	5	5803	6163
290.	SVUL PROJECT LTD.	2	226	0
291.	SYNERGY OFFSHORE SERVICES	1	189	125
292.	TAG OFFSHORE LTD.	7	15750	13763
293.	TAG SEA LOGISTICS LTD	6	5229	5179
294.	TARUN SHIPPING & INDUSTRIES LTD.	2	1978	2172
295.	TCI SEAWAYS LTD.	2	9021	12682
296.	TEBMA TEAM LTD.	1	151	0
297.	THE CHAIRMAN, V.O.C PT,TUTICORIN	1	48	0
298.	THE PRESIDENT OF INDIA	1	2477	1500
299.	THE PRESIDENT OF INDIA, UT OF LAKSHADWEEP	5	1152	72
300.	TIMBLO PVT LTD.	1	7594	12207
301.	TIME TRADER	1	113	0
302.	TM HARBOUR SERVICES PVT. LTD.	3	1396	0
303.	TRANS ASIAN SHIPPING SERVICES	1	1617	1600
304.	TRANSCOASTAL CARGO & SHIPPING	1	6182	7738
305.	TRANSPORT CORPN. OF INDIA.	1	300	710
306.	TRANSTAR MARINE & OFFSHORE SERVICES	2	1255	0
307.	TRITON MARITIME PVT. LTD.	1	476	0
308.	TRITON OVERWATER TPT. AGENCY LTD.	2	70	0
309.	TULSHYAN SHIPPING & OFFSHORE P. LTD	1	2095	2374
310.	TUTICORIN PORT TRUST	3	850	0

*Table 3.9 (Contd....)*

*Indian Shipping companies registered for Coastal trade*

*(as on 31st December, 2017)*

<i>Sl No</i>	<i>Company Name</i>	<i>No of Vessels</i>	<i>GRT</i>	<i>DWT</i>
311.	U. T. OF LAKSHADWEEP	1	179	0
312.	UNION OF INDIA (MOST)	1	1552	370
313.	UNITED SHIPPERS LTD.	8	9595	10751
314.	UNITED SHIPPING LTD.	1	1063	1750
315.	UTL, KAVARTHI	1	5939	0
316.	V.S. MARINE SERVICE	1	165	125
317.	VAMSEE SHIPPING CARRIER PVT. LTD	2	1495	2238
318.	VAN OORD INDIA PVT. LTD.	1	1196	0
319.	VEDANT SHIP MGMT	1	91	0
320.	VIKRAM SHIPPING LTD.	2	482	98
321.	VINAYAK MARINE SERVICES PVT LTD.	4	655	180
322.	VINDHYAWASHINI MARINE SERVICES PVT. LTD.	1	183	50
323.	VISAKHAPATNAM PORT TRUST	14	6035	0
324.	VNS OFF-SHORE SERVICES CO. LTD.	1	132	192
325.	VSSR SHIPPING CO.	1	191	0
326.	WATERWAYS SHIPYARD PVT LTD.	2	3507	3862
327.	WELSPUN MAXSTEEL LTD.	7	12574	20321
328.	WHITE SAND, HOWRAH	1	25	0
329.	YAR SHIPPING & CATERING PVT. LTD.	1	307	0
330.	YOGI SEAWAYS PVT. LTD	1	690	844
331.	YOJAKA (INDIA) PVT. LTD.	2	77	0
	<b>TOTAL</b>	<b>928</b>	<b>1469593</b>	<b>1607002</b>

**Table 3.10**

**Net Addition to Coastal Fleet (During the Year 2017)**

<i>Shipping Company/Shipowner</i>	<i>Ships Acquired</i>			<i>Ships Sold/Scrapped</i>			<i>Net Addition</i>	
	<i>No.</i>	<i>GRT</i>	<i>Type</i>	<i>No.</i>	<i>GRT</i>	<i>Type</i>	<i>No.</i>	<i>GRT</i>
<i>(1)</i>	<i>(2)</i>	<i>(3)</i>	<i>(4)</i>	<i>(5)</i>	<i>(6)</i>	<i>(7)</i>	<i>(8)</i>	<i>(9)</i>
ANDAMAN LAKSHWADEEP HARBOUR WORKS	1	469	MOTS	0	0		1	469
ANDAMAN LAKSHADWEEP ADMINISTRATION	1	492	TUG	0	0		1	492
ALISHA A & BEGUM H	1	178	UTV	0	0		1	178
BOTHRA SHIPPING SERVICES PVT. LTD.	1	2527	GCS	0	0		1	2527
BHARAT CHEMICAL	1	1299	TANP	0	0		1	1299
DELMAR OFFSHORE SERVICES P. LTD.	1	129	TUG	0	0		1	129
	1	129	TUG	0	0		1	129
DOLPHIN OFFSHORE LTD.	0	0		1	499	TUG	-1	-499
DREDGING CORPORATION OF INDIA LTD.	0	0		1	3613	DRED	-1	-3613
DUKE OFFSHORE LTD.	1	115	CREW	0	0		1	115
ELEKTRONIK LAB	1	931	MOTS	0	0		1	931
ERA SHIPPING PVT. LTD	0	0		1	4422	GCS	-1	-4422
ESSAR SHIPPING LTD.	0	0		1	30018	BC	-1	-30018
EASTERN NAVIGATION PVT. LTD.	1	73	UTB	0	0		1	73
	1	1037	OCS	0	0		1	1037
FLAGSHIP MARINE INDIA PVT. LTD.	1	1233	GCS	0	0		1	1233
JSW JAIGARH PORT LTD.	1	468	TUG	0	0		1	468
	1	468	TUG	0	0		1	468
K.B. SHIPPING & COMPANY	1	107	TUG	0	0		1	107
KNK SHIP MANAGEMENT	1	499	TUG	0	0		1	499
KMEW OFFSHORE PVT. LTD.	1	113	PL	0	0		1	113
MEENAKSHI FISHING & TRADING CO.	1	259	PGER	0	0		1	259
NETINCON LOGISTICS PVT. LTD	1	2808	GCS	0	0		1	2808
OCEAN SPARKLE LTD.	1	492	TUG	0	0		1	492
	1	471	TUG	0	0		1	471
	1	471	TUG	0	0		1	471

Table 3.10 (Contd....)

**Net Addition to Coastal Fleet (During the Year 2017)**

Shipping Company/Shipowner	Ships Acquired			Ships Sold/Scrapped			Net Addition	
	No.	GRT	Type	No.	GRT	Type	No.	GRT
(1)	(2)	(3)	(4)	(5)	(6)	(7)	(8)	(9)
OCEAN SPARKLE LTD.	0	0		1	289	TUG	-1	-289
	1	492	TUG	0	0		1	492
POLESTAR MARITIME LTD.	1	473	TUG	0	0		1	473
	1	493	TUG	0	0		1	493
	1	493	TUG	0	0		1	493
	1	494	TUG	0	0		1	494
POOMPUHAR SHIPPING COPN. LTD.	0	0		1	27999	DRB	-1	-27999
PRAGATI MARINE SERVICES PVT. LTD.	1	476	TUG	0	0		1	476
PRINCE MARINE TRANSPORT SERVICES	1	90	CREW	0	0		1	90
	0	0		1	639	OFF	-1	-639
RIPLEY OFFSHORE PVT. LTD.	1	191	TUG	0	0		1	191
S.R. OFFSHORE P. LTD.	0	0		1	1310	OFF	-1	-1310
SAMSON MARITIME LTD.	0	0		1	397	TUG	-1	-397
SADHAV SHIPPING LTD.	1	70	RS	0	0		1	70
SHRI VIJAY KANTILAL SANGHVI	1	107	TUG	0	0		1	107
SPARKLE TERMINAL & TOWAGE SER. LTD.	1	493	TUG	0	0		1	493
	1	495	TUG	0	0		1	495
	1	493	TUG	0	0		1	493
	1	495	TUG	0	0		1	495
SHRI K. VIJAY GOPAL	1	40	MOTS	0	0		1	40
SHINY SHIPPING & LOGISTICS PVT.	1	764	TANP	0	0		1	764
SARAT CHATTERJEE & CO. (V)P. LTD	1	191	TUG	0	0		1	191
TUTICORIN PORT TRUST	0	0		1	377	PTMB	-1	-377
VINDHYAWASHINI MARINE SERVICES PVT. LTD.	1	183	CREW	0	0		1	183
TOTAL	40	21301		10	69563		30	-48262

**Table 3.11**  
**Bunker Fuel Prices at Indian Ports for Vessels Plying on Coastal Ports**  
**- Furnance Oil (As on 31st March)**

(Rs. per MT)

Name of the Port	2011	2012	2013	2014	2015	2016	2017
(1)	(2)	(3)	(4)	(5)	(6)	(7)	(8)
<b>1. Mumbai</b>	39629.17	49206.13	46526.52	49859.96	30564.12	18701.88	30724.16
<b>2. Kolkata</b>	40843.73	50810.46	47368.34	50770.76	31613.28	18980.12	31286.11
<b>3. Cochin</b>	40191.08	49802.36	46578.84	49987.17	30753.83	18331.49	30866.73
<b>4. Haldia</b>	40298.10	50115.33	47368.34	50791.76	31634.28	18960.24	31307.11
<b>5. Chennai</b>	40191.08	50151.32	47025.07	52759.86	32791.72	19788.84	32815.52
<b>6. Mangalore</b>	39956.20	49521.71	46409.60	49740.76	30478.05	18215.26	31606.99
<b>7. Goa</b>	40365.55	49942.51	46612.40	49675.40	30554.72	18166.34	30763.34
<b>8. Okha</b>	...	...	...	...	...	...	...
<b>9. Tuticorin</b>	...	...	...	...	...	...	...
<b>10. Visakhapatnam</b>	40345.18	50105.20	47150.94	50490.87	31304.00	18722.06	31125.26
<b>11. Karwar</b>	...	...	...	...	...	...	...
<b>12. Paradip</b>	...	...	...	...	...	...	...
<b>13. Port Blair</b>	...	...	...	...	...	...	...
<b>14. Rajkot</b>	...	...	...	...	...	...	...
<b>15. Kandla</b>	39810.86	49387.82	46464.42	49675.40	30407.28	18018.91	30615.91

Note: Excludes Sales tax and delivery charges

Source : Indian Oil Corporation Ltd.

**Table 3.12**  
**Bunker Fuel Prices at Indian Ports for Vessels Plying on Coastal Ports**  
**- Light Diesel Oil (As on 31st March)**

							(Rs. per MT)	
Name of the Port	2011	2012	2013	2014	2015	2016	2017	
(1)	(2)	(3)	(4)	(5)	(6)	(7)	(8)	
1. Mumbai	...	...	...	...	...	...	...	
2. Kolkata	65578.50	73145.06	73009.66	77040.47	51114.63	37604.25	49810.00	
3. Cochin	...	...	...	...	...	...	...	
4. Haldia	...	...	...	...	...	...	...	
5. Chennai	62994.23	70074.73	69858.83	95120.09	...	...	...	
6. Mangalore	62384.08	69464.57	69861.51	76137.32	...	...	...	
7. Goa	...	...	...	...	...	...	...	
8. Okha	...	...	...	...	...	...	...	
9. Tuticorin	...	...	...	...	...	...	...	
10. Visakhapatnam	62793.08	69873.57	69858.82	76120.82	50394.17	37343.18	...	
11. Karwar	...	...	...	...	...	...	...	
12. Paradip	...	...	...	...	...	...	...	
13. Port Blair	...	...	...	...	...	...	...	
14. Rajkot	...	...	...	...	...	...	...	
15. Kandla	62543.76	...	...	...	...	...	...	

Note: Excludes Sales tax and delivery charges  
Source : Indian Oil Corporation Ltd.

**Table 3.13**  
**Bunker Fuel Prices at Indian Ports for Vessels Plying on Coastal Ports**  
**- High Speed Diesel Oil (As on 31st March)**

(Rs. per MT)

Name of the Port (1)	2011 (2)	2012 (3)	2013 (4)	2014 (5)	2015 (6)	2016 (7)	2017 (8)
<b>1. Mumbai</b>	39197.17	42823.93	61804.85	69459.74	53999.41	49968.88	59278.46
<b>2. Kolkata</b>	39824.34	43470.64	62225.65	68877.75	54573.67	49547.86	60851.31
<b>3. Cochin</b>	39016.86	42646.86	60249.59	66399.08	51403.97	47363.41	58654.52
<b>4. Haldia</b>	39386.09	43016.09	61771.95	68391.59	54060.85	48848.54	60175.98
<b>5. Chennai</b>	39150.60	42780.60	60238.13	80627.59	62415.07	57612.57	73430.50
<b>6. Mangalore</b>	39950.69	43580.69	60557.85	66644.32	51894.97	47593.54	58887.69
<b>7. Goa</b>	39702.95	43329.66	60447.18	66624.98	51612.44	47536.44	58835.88
<b>8. Okha</b>	...	...	...	...	...	...	...
<b>9. Tuticorin</b>	...	...	...	...	...	...	...
<b>10. Visakhapatnam</b>	39230.60	42860.6	60296.35	66417.91	51400.04	47311.32	58632.10
<b>11. Karwar</b>	...	...	...	...	...	...	...
<b>12. Paradip</b>	...	...	...	...	...	...	...
<b>13. Port Blair</b>	...	...	...	...	...	...	...
<b>14. Rajkot</b>	...	...	...	...	...	...	...
<b>15. Kandla</b>	39693.66	43320.38	60444.38	66567.53	51577.91	47492.82	58859.37

Note: Excludes Sales tax and delivery charges

Source : Indian Oil Corporation Ltd.

**SECTION - 4**

**SHIPPING CORPORATION OF INDIA**

**Table 4.1**  
**Growth of Fleet Owned by SCI ( As on 31st December )**

(' 000 GRT)

<i>Year</i>	<i>Coastal</i>		<i>Overseas</i>		<i>Total</i>	
	<i>No. of Vessels</i>	<i>GRT</i>	<i>No. of Vessels</i>	<i>GRT</i>	<i>No. of Vessels</i>	<i>GRT</i>
<i>(1)</i>	<i>(2)</i>	<i>(3)</i>	<i>(4)</i>	<i>(5)</i>	<i>(6)</i>	<i>(7)</i>
1994	20	140	101	2889	121	3029
1995	19	129	104	3097	123	3226
1996	19	129	102	2994	121	3123
1997	18	118	99	2895	117	3013
1998	17	107	101	2945	118	3052
1999	16	103	101	2953	117	3056
2000	14	78	94	2724	108	2802
2001	14	78	83	2586	97	2664
2002	14	75	76	2470	90	2545
2003	14	75	75	2650	89	2725
2004	14	75	70	2503	84	2578
2005	14	75	70	2761	84	2837
2006	14	75	67	2688	81	2763
2007	14	75	65	2655	79	2731
2008	14	75	68	2905	82	2980
2009	14	75	69	3081	83	3156
2010	14	75	80	3577	94	3653
2011	16	80	88	3921	104	4001
2012	18	84	68	3311	86	3395
2013	15	100	70	3358	85	3458
2014	12	97	65	3218	77	3315
2015	12	261	62	3065	74	3326
2016	12	261	61	3037	73	3298
2017	12	261	63	3103	75	3364

**Table 4.2**  
**Growth of Fleet owned by SCI-By Type of Vessels (As on 31st December)**

		(' 000 GRT/ ' 000 DWT)								
<i>Type of Vessels</i>	<i>Item</i>	2010	2011	2012	2013	2014	2015	2016	2017	
(1)	(2)	(3)	(4)	(5)	(6)	(7)	(8)	(9)	(10)	
1. AHTS	No.	0	0	0	1	1	1	1	1	
	GRT	0	0	0	2	2	2	2	2	
	DWT	0	0	0	2	2	2	2	2	
2. Barge #	No.	0	0	0	2	2	2	2	2	
	GRT	0	0	0	47	47	47	47	47	
	DWT	0	0	0	82	82	82	82	82	
3. Dry Cargo Liner*	No.	5	5	5	5	5	5	5	6	
	GRT	153	153	153	153	153	153	153	138	
	DWT	203	204	203	202	202	202	202	180	
4. Dry Cargo Bulk Carrier	No.	18	22	17	17	14	14	13	13	
	GRT	468	617	576	576	514	514	486	486	
	DWT	762	793	773	773	677	677	632	632	
5. Oil Tanker @	No.	57	60	43	42	40	38	38	39	
	GRT	2911	3105	2596	2571	2492	2505	2505	2586	
	DWT	5206	5434	4576	4535	4396	4438	4437	4596	
6. Ore/Oil Bulk Carrier	No.	2	2	1	1	1	1	1	1	
	GRT	95	95	28	28	28	28	28	28	
	DWT	169	169	46	46	46	46	46	46	
7. Passenger-cum-Cargo Vessel+	No.	2	2	2	2	2	2	2	2	
	GRT	12	12	12	12	12	12	12	12	
	DWT	5	5	5	5	5	5	5	5	
8. Off - shore supply Vessel	No.	10	10	12	8	5	4	4	4	
	GRT	13	13	18	13	9	8	8	8	
	DWT	18	18	24	17	12	10	10	10	
9. TUG	No.	0	3	6	7	7	7	7	7	
	GRT	0	6	12	57	57	57	57	57	
	DWT	0	4	10	92	92	92	92	92	
Total	No.	83	94	104	86	77	74	73	75	
	GRT	3156	3653	4001	3395	3314	3326	3298	3364	
	DWT	5498	6363	6627	5637	5514	5554	5508	5645	

\* Includes Cellular Container Vessels & Supply Vessels.

@ Includes Acid, LPG and Gas Carriers.

+ Includes Passenger Vessels.

# includes BC.

**Table 4.3**  
**Growth of Overseas Fleet owned by SCI - By Type of Vessels (As on 31st December)**

	(' 000 GRT/ ' 000 DWT)								
<i>Type of Vessels</i>	<b>2010</b>	<b>2011</b>	<b>2012</b>	<b>2013</b>	<b>2014</b>	<b>2015</b>	<b>2016</b>	<b>2017</b>	
<i>(1)</i>	<i>(2)</i>	<i>(3)</i>	<i>(4)</i>	<i>(5)</i>	<i>(6)</i>	<i>(7)</i>	<i>(8)</i>	<i>(9)</i>	
<b>1. A.H.TS.</b>									
No.	0	0	0	1	1	1	1	1	
GRT	0	0	0	2	2	2	2	2	
DWT	0	0	0	2	2	2	2	2	
<b>2. Dry Cargo Liner *</b>									
No.	2	2	2	2	2	2	2	4	
GRT	87	87	87	87	87	87	87	94	
DWT	116	116	116	116	116	116	116	123	
<b>3. Cellular Container</b>									
No.	3	3	3	3	3	3	3	2	
GRT	66	66	66	66	66	66	66	44	
DWT	87	87	87	87	87	87	87	58	
<b>4. Dry Cargo Bulk Carrier</b>									
No.	18	22	17	17	14	14	13	13	
GRT	468	617	576	576	514	514	486	486	
DWT	762	793	773	773	677	677	632	632	
<b>5 Oil Tanker @</b>									
No.	55	58	42	41	39	36	36	37	
GRT	2861	3054	2548	2546	2467	2314	2314	2395	
DWT	5123	5352	4497	4494	4354	4080	4079	4238	
<b>6. Ore/Oil Bulk Carrier</b>									
No.	2	2	1	1	1	1	1	1	
GRT	95	95	28	28	28	28	28	28	
DWT	169	169	46	46	46	46	46	46	
<b>7. Off-shore supply vessel</b>									
No.	0	0	0	1	1	1	1	1	
GRT	0	0	0	3	3	3	3	3	
DWT	0	0	0	3	3	3	3	3	
<b>8. TUG</b>									
No.	0	1	3	4	4	4	4	4	
GRT	0	2	6	51	51	51	51	51	
DWT	0	2	6	88	88	88	87	87	
<b>Total</b>									
NO.	80	88	68	70	65	62	61	63	
GRT	3577	3921	3311	3359	3218	3065	3037	3103	
DWT	6257	6519	5525	5609	5373	5099	5052	5189	

@ Includes Acid , LPG and Gas carriers.

\* Includes Supply Vessels

**Table 4.4**  
**Growth of Coastal Fleet owned by SCI - By Type of Vessels (As on 31st December)**

<i>Type of Vessels</i>	(' 000 GRT/ ' 000 DWT )							
	2010	2011	2012	2013	2014	2015	2016	2017
(1)	(2)	(3)	(4)	(5)	(6)	(7)	(8)	(9)
<b>1. Barge #</b>								
No.	0	0	0	2	2	2	2	2
GRT	0	0	0	47	47	47	47	47
DWT	0	0	0	81	81	82	82	82
<b>2. Oil Tanker</b>								
No.	2	2	2	1	1	2	2	2
GRT	50	50	50	25	25	191	191	191
DWT	82	82	82	41	41	358	358	358
<b>3. Passenger-cum-Cargo Vessel</b>								
No.	2	2	2	2	2	2	2	2
GRT	12	12	12	12	12	12	12	12
DWT	6	6	6	6	6	5	5	5
<b>4. Off - shore supply Vessel</b>								
No.	10	10	11	7	4	3	3	3
GRT	13	13	16	10	7	5	5	5
DWT	18	18	21	14	8	6	7	7
<b>5. TUG</b>								
No.	0	2	3	3	3	3	3	3
GRT	0	4	6	6	6	6	6	6
DWT	0	2	4	4	4	4	4	4
<b>Total</b>								
No.	14	14	16	18	15	12	12	12
GRT	75	75	79	84	100	97	261	261
DWT	106	106	108	113	146	140	456	456

# Includes B.C.

*Table No 4.5*

*Total Fleet Owned by SCI - By Type And Size of Vessels (As on 31st December, 2017 )*

<i>Type/ Size</i>	<i>Below 1000 -</i>		<i>5000 -</i>		<i>10000 -</i>		<i>20000 -</i>		<i>35000 -</i>		<i>50000 -</i>		<i>85000</i>		<i>Total</i>
	<i>999</i>	<i>4999</i>	<i>9999</i>	<i>19999</i>	<i>34999</i>	<i>49999</i>	<i>84999</i>	<i>above</i>							
<i>(1)</i>	<i>(2)</i>	<i>(3)</i>	<i>(4)</i>	<i>(5)</i>	<i>(6)</i>	<i>(7)</i>	<i>(8)</i>	<i>(9)</i>	<i>(10)</i>						
<b>AHTS</b>															
<i>NO</i>	0	1	0	0	0	0	0	0	0	0	0	0	0	0	1
<i>GRT</i>	0	2067	0	0	0	0	0	0	0	0	0	0	0	0	2067
<b>BARGE</b>															
<i>NO</i>	0	1	0	0	0	0	0	0	0	0	0	0	0	0	1
<i>GRT</i>	0	1831	0	0	0	0	0	0	0	0	0	0	0	0	1831
<b>BC</b>															
<i>NO</i>	0	0	0	0	0	0	1	0	0	0	0	0	0	0	1
<i>GRT</i>	0	0	0	0	0	0	44861	0	0	0	0	0	0	0	44861
<b>CELLULAR CONTAINER VESSEL</b>															
<i>NO</i>	0	0	0	0	2	0	0	0	0	0	0	0	0	0	2
<i>GRT</i>	0	0	0	0	43926	0	0	0	0	0	0	0	0	0	43926
<b>DRY CARGO BULK CARRIER</b>															
<i>NO</i>	0	0	0	0	8	5	0	0	0	0	0	0	0	0	13
<i>GRT</i>	0	0	0	0	265159	220895	0	0	0	0	0	0	0	0	486054
<b>DRY CARGO LINER</b>															
<i>NO</i>	0	0	0	0	0	2	0	0	0	0	0	0	0	0	2
<i>GRT</i>	0	0	0	0	0	87358	0	0	0	0	0	0	0	0	87358
<b>LPG CARRIERS</b>															
<i>NO</i>	0	0	0	2	0	0	0	0	0	0	0	0	0	0	2
<i>GRT</i>	0	0	0	35556	0	0	0	0	0	0	0	0	0	0	35556
<b>OFFSHORE SUPPLY VESSEL</b>															
<i>NO</i>	0	4	0	0	0	0	0	0	0	0	0	0	0	0	4
<i>GRT</i>	0	7886	0	0	0	0	0	0	0	0	0	0	0	0	7886
<b>OIL TANKER (CRUDE)</b>															
<i>NO</i>	0	0	0	0	4	6	15	3	0	0	0	0	0	0	28
<i>GRT</i>	0	0	0	0	114723	257070	1021287	488933	0	0	0	0	0	0	1882013
<b>OIL TANKER (PC)</b>															
<i>NO</i>	0	0	0	0	3	0	4	2	0	0	0	0	0	0	9
<i>GRT</i>	0	0	0	0	70128	0	274525	323618	0	0	0	0	0	0	668271

*Table No 4.5*

*Total Fleet Owned by SCI - By Type And Size of Vessels (As on 31st December, 2017 )*

<i>Type/ Size</i>	<i>Below 1000 - 999</i>	<i>5000 - 4999</i>	<i>10000 - 9999</i>	<i>20000 - 19999</i>	<i>35000 - 34999</i>	<i>50000 - 49999</i>	<i>85000 - 84999</i>	<i>above</i>	<i>Total</i>
<i>(1)</i>	<i>(2)</i>	<i>(3)</i>	<i>(4)</i>	<i>(5)</i>	<i>(6)</i>	<i>(7)</i>	<i>(8)</i>	<i>(9)</i>	<i>(10)</i>
<b>ORE/OIL BULK CARRIERS</b>									
<i>NO</i>	0	0	0	0	1	0	0	0	1
<i>GRT</i>	0	0	0	0	28029	0	0	0	28029
<b>PASSENGER CUM CARGO</b>									
<i>NO</i>	1	0	0	1	0	0	0	0	2
<i>GRT</i>	823	0	0	11238	0	0	0	0	12061
<b>SUPPLY VESSEL</b>									
<i>NO</i>	0	2	0	0	0	0	0	0	2
<i>GRT</i>	0	6922	0	0	0	0	0	0	6922
<b>TUG</b>									
<i>NO</i>	0	6	0	0	0	1	0	0	7
<i>GRT</i>	0	12319	0	0	0	44864	0	0	57183
<b>TOTAL</b>									
<i>NO</i>	1	14	0	3	18	15	19	5	75
<i>GRT</i>	823	31025	0	46794	521965	655048	1295812	812551	3364018

*Table No 4.6*

*Overseas Fleet Owned by SCI- By Type And Size of Vessels (As on 31st December, 2017 )*

<i>Type/ Size</i>	<i>Below 1000 -</i>		<i>5000 -</i>		<i>10000 -</i>		<i>20000 -</i>		<i>35000 -</i>		<i>50000 -</i>		<i>85000</i>		<i>Total</i>
	<i>999</i>	<i>4999</i>	<i>9999</i>	<i>19999</i>	<i>34999</i>	<i>49999</i>	<i>84999</i>	<i>above</i>							
<i>(1)</i>	<i>(2)</i>	<i>(3)</i>	<i>(4)</i>	<i>(5)</i>	<i>(6)</i>	<i>(7)</i>	<i>(8)</i>	<i>(9)</i>	<i>(10)</i>						
<b>AHTS</b>															
<i>NO</i>	0	1	0	0	0	0	0	0	0	0	0	0	0	0	1
<i>GRT</i>	0	2067	0	0	0	0	0	0	0	0	0	0	0	0	2067
<b>CELLULAR CONTAINER VESSEL</b>															
<i>NO</i>	0	0	0	0	0	2	0	0	0	0	0	0	0	0	2
<i>GRT</i>	0	0	0	0	0	43926	0	0	0	0	0	0	0	0	43926
<b>DRY CARGO BULK CARRIER</b>															
<i>NO</i>	0	0	0	0	0	8	5	0	0	0	0	0	0	0	13
<i>GRT</i>	0	0	0	0	0	265159	220895	0	0	0	0	0	0	0	486054
<b>DRY CARGO LINER</b>															
<i>NO</i>	0	0	0	0	0	0	2	0	0	0	0	0	0	0	2
<i>GRT</i>	0	0	0	0	0	0	87358	0	0	0	0	0	0	0	87358
<b>LPG CARRIERS</b>															
<i>NO</i>	0	0	0	2	0	0	0	0	0	0	0	0	0	0	2
<i>GRT</i>	0	0	0	35556	0	0	0	0	0	0	0	0	0	0	35556
<b>OFFSHORE SUPPLY VESSEL</b>															
<i>NO</i>	0	1	0	0	0	0	0	0	0	0	0	0	0	0	1
<i>GRT</i>	0	2633	0	0	0	0	0	0	0	0	0	0	0	0	2633
<b>OIL TANKER (CRUDE)</b>															
<i>NO</i>	0	0	0	0	3	6	15	2	0	0	0	0	0	0	26
<i>GRT</i>	0	0	0	0	89683	257070	1021287	323614	0	0	0	0	0	0	1691654
<b>OIL TANKER (PC)</b>															
<i>NO</i>	0	0	0	0	3	0	4	2	0	0	0	0	0	0	9
<i>GRT</i>	0	0	0	0	70128	0	274525	323618	0	0	0	0	0	0	668271
<b>ORE/OIL BULK CARRIERS</b>															
<i>NO</i>	0	0	0	0	1	0	0	0	0	0	0	0	0	0	1
<i>GRT</i>	0	0	0	0	28029	0	0	0	0	0	0	0	0	0	28029
<b>SUPPLY VESSEL</b>															
<i>NO</i>	0	2	0	0	0	0	0	0	0	0	0	0	0	0	2
<i>GRT</i>	0	6922	0	0	0	0	0	0	0	0	0	0	0	0	6922

*Table No 4.6*

*Overseas Fleet Owned by SCI- By Type And Size of Vessels (As on 31st December, 2017 )*

<i>Type/ Size</i>	<i>Below 1000 - 999</i>	<i>5000 - 4999</i>	<i>10000 - 9999</i>	<i>20000 - 19999</i>	<i>35000 - 34999</i>	<i>50000 - 49999</i>	<i>85000 - 84999</i>	<i>above</i>	<i>Total</i>
<i>(1)</i>	<i>(2)</i>	<i>(3)</i>	<i>(4)</i>	<i>(5)</i>	<i>(6)</i>	<i>(7)</i>	<i>(8)</i>	<i>(9)</i>	<i>(10)</i>
<b>TUG</b>									
<i>NO</i>	0	3	0	0	0	1	0	0	4
<i>GRT</i>	0	6173	0	0	0	44864	0	0	51037
<b>TOTAL</b>									
<i>NO</i>	0	7	0	2	17	14	19	4	63
<i>GRT</i>	0	17795	0	35556	496925	610187	1295812	647232	3103507

**Table No 4.7**

**Coastal Fleet Owned by SCI - By Type And Size of Vessels (As on 31st December, 2017 )**

<i>Type/ Size</i>	<i>Below 999</i>	<i>1000- 4999</i>	<i>5000- 9999</i>	<i>10000- 19999</i>	<i>20000- 34999</i>	<i>35000 above</i>	<i>Total</i>
<i>(1)</i>	<i>(2)</i>	<i>(3)</i>	<i>(4)</i>	<i>(5)</i>	<i>(6)</i>	<i>(7)</i>	<i>(8)</i>
<b>BARGE</b>							
<i>NO</i>	0	1	0	0	0	0	1
<i>GRT</i>	0	1831	0	0	0	0	1831
<b>BC</b>							
<i>NO</i>	0	0	0	0	0	1	1
<i>GRT</i>	0	0	0	0	0	44861	44861
<b>OFFSHORE SUPPLY VESSEL</b>							
<i>NO</i>	0	3	0	0	0	0	3
<i>GRT</i>	0	5253	0	0	0	0	5253
<b>OIL TANKER (CRUDE)</b>							
<i>NO</i>	0	0	0	0	1	0	2
<i>GRT</i>	0	0	0	0	25040	0	190359
<b>PASSENGER CUM CARGO</b>							
<i>NO</i>	1	0	0	1	0	0	2
<i>GRT</i>	823	0	0	11238	0	0	12061
<b>TUG</b>							
<i>NO</i>	0	3	0	0	0	0	3
<i>GRT</i>	0	6146	0	0	0	0	6146
<b>TOTAL</b>							
<i>NO</i>	1	7	0	1	1	1	12
<i>GRT</i>	823	13230	0	11238	25040	44861	260511

**Table No 4.8**

**Total Fleet Owned by SCI - By Type And Age of Vessels (As on 31st December, 2017)**

<i>Type of Vessels</i>	<i>Upto 5 Yrs.</i>	<i>6-10 Yrs</i>	<i>11-15 Yrs</i>	<i>16-20 Yrs</i>	<i>Above 20 Yrs.</i>	<i>Total</i>
<i>(1)</i>	<i>(2)</i>	<i>(3)</i>	<i>(4)</i>	<i>(5)</i>	<i>(6)</i>	<i>(7)</i>
<b>AHTS</b>						
<i>NO</i>	1	0	0	0	0	1
<i>GRT</i>	2067	0	0	0	0	2067
<b>BARGE</b>						
<i>NO</i>	1	0	0	0	0	1
<i>GRT</i>	1831	0	0	0	0	1831
<b>BC</b>						
<i>NO</i>	1	0	0	0	0	1
<i>GRT</i>	44861	0	0	0	0	44861
<b>CELLULAR CONTAINER VESSEL</b>						
<i>NO</i>	0	0	0	0	2	2
<i>GRT</i>	0	0	0	0	43926	43926
<b>DRY CARGO BULK CARRIER</b>						
<i>NO</i>	7	6	0	0	0	13
<i>GRT</i>	287265	198789	0	0	0	486054
<b>DRY CARGO LINER</b>						
<i>NO</i>	0	2	0	0	0	2
<i>GRT</i>	0	87358	0	0	0	87358
<b>LPG CARRIERS</b>						
<i>NO</i>	0	0	0	0	2	2
<i>GRT</i>	0	0	0	0	35556	35556
<b>OFFSHORE SUPPLY VESSEL</b>						
<i>NO</i>	2	0	0	0	2	4
<i>GRT</i>	5266	0	0	0	2620	7886
<b>OIL TANKER (CRUDE)</b>						
<i>NO</i>	1	13	8	1	5	28
<i>GRT</i>	165319	727205	629421	51793	308275	1882013
<b>OIL TANKER (PC)</b>						
<i>NO</i>	1	4	1	2	1	9
<i>GRT</i>	81334	355607	161202	43654	26474	668271

**Table No 4.8**

**Total Fleet Owned by SCI - By Type And Age of Vessels (As on 31st December, 2017 )**

<b>Type of Vessels</b>	<b>Upto 5 Yrs.</b>	<b>6-10 Yrs</b>	<b>11-15 Yrs</b>	<b>16-20 Yrs</b>	<b>Above 20 Yrs.</b>	<b>Total</b>
<b>(1)</b>	<b>(2)</b>	<b>(3)</b>	<b>(4)</b>	<b>(5)</b>	<b>(6)</b>	<b>(7)</b>
<b>ORE/OIL BULK CARRIERS</b>						
NO	0	0	0	1	0	1
GRT	0	0	0	28029	0	28029
<b>PASSENGER CUM CARGO</b>						
NO	0	0	0	0	2	2
GRT	0	0	0	0	12061	12061
<b>SUPPLY VESSEL</b>						
NO	2	0	0	0	0	2
GRT	6922	0	0	0	0	6922
<b>TUG</b>						
NO	4	3	0	0	0	7
GRT	51037	6146	0	0	0	57183
<b>TOTAL</b>						
NO	20	28	9	4	14	75
GRT	645902	1375105	790623	123476	428912	3364018

**Table No 4.9**

**Overseas Fleet Owned by SCI - By Type And Age of Vessels (As on 31st December, 2017)**

<i>Type of Vessels</i>	<i>Upto 5 Yrs.</i>	<i>6-10 Yrs</i>	<i>11-15 Yrs</i>	<i>16-20 Yrs</i>	<i>Above 20 Yrs.</i>	<i>Total</i>
<i>(1)</i>	<i>(2)</i>	<i>(3)</i>	<i>(4)</i>	<i>(5)</i>	<i>(6)</i>	<i>(7)</i>
<b>AHTS</b>						
<i>NO</i>	1	0	0	0	0	1
<i>GRT</i>	2067	0	0	0	0	2067
<b>CELLULAR CONTAINER VESSEL</b>						
<i>NO</i>	0	0	0	0	2	2
<i>GRT</i>	0	0	0	0	43926	43926
<b>DRY CARGO BULK CARRIER</b>						
<i>NO</i>	7	6	0	0	0	13
<i>GRT</i>	287265	198789	0	0	0	486054
<b>DRY CARGO LINER</b>						
<i>NO</i>	0	2	0	0	0	2
<i>GRT</i>	0	87358	0	0	0	87358
<b>LPG CARRIERS</b>						
<i>NO</i>	0	0	0	0	2	2
<i>GRT</i>	0	0	0	0	35556	35556
<b>OFFSHORE SUPPLY VESSEL</b>						
<i>NO</i>	1	0	0	0	0	1
<i>GRT</i>	2633	0	0	0	0	2633
<b>OIL TANKER (CRUDE)</b>						
<i>NO</i>	0	13	8	1	4	26
<i>GRT</i>	0	727205	629421	51793	283235	1691654
<b>OIL TANKER (PC)</b>						
<i>NO</i>	1	4	1	2	1	9
<i>GRT</i>	81334	355607	161202	43654	26474	668271
<b>ORE/OIL BULK CARRIERS</b>						
<i>NO</i>	0	0	0	1	0	1
<i>GRT</i>	0	0	0	28029	0	28029
<b>SUPPLY VESSEL</b>						
<i>NO</i>	2	0	0	0	0	2
<i>GRT</i>	6922	0	0	0	0	6922

**Table No 4.9**

**Overseas Fleet Owned by SCI - By Type And Age of Vessels (As on 31st December, 2017 )**

<b>Type of Vessels</b>	<b>Upto 5 Yrs.</b>	<b>6-10 Yrs</b>	<b>11-15 Yrs</b>	<b>16-20 Yrs</b>	<b>Above 20 Yrs.</b>	<b>Total</b>
<b>(1)</b>	<b>(2)</b>	<b>(3)</b>	<b>(4)</b>	<b>(5)</b>	<b>(6)</b>	<b>(7)</b>
<b>TUG</b>						
NO	3	1	0	0	0	4
GRT	48970	2067	0	0	0	51037
<b>TOTAL</b>						
NO	15	26	9	4	9	63
GRT	429191	1371026	790623	123476	389191	3103507

**Table No 4.10**

**Coastal Fleet Owned by SCI - By Type And Age of Vessels (As on 31st December, 2017 )**

<i>Type of Vessels</i>	<i>Upto 5 Yrs.</i>	<i>6-10 Yrs</i>	<i>11-15 Yrs</i>	<i>16-20 Yrs</i>	<i>Above 20 Yrs.</i>	<i>Total</i>
<i>(1)</i>	<i>(2)</i>	<i>(3)</i>	<i>(4)</i>	<i>(5)</i>	<i>(6)</i>	<i>(7)</i>
<b>BARGE</b>						
<i>NO</i>	1	0	0	0	0	1
<i>GRT</i>	1831	0	0	0	0	1831
<b>BC</b>						
<i>NO</i>	1	0	0	0	0	1
<i>GRT</i>	44861	0	0	0	0	44861
<b>OFFSHORE SUPPLY VESSEL</b>						
<i>NO</i>	1	0	0	0	2	3
<i>GRT</i>	2633	0	0	0	2620	5253
<b>OIL TANKER (CRUDE)</b>						
<i>NO</i>	1	0	0	0	1	2
<i>GRT</i>	165319	0	0	0	25040	190359
<b>PASSENGER CUM CARGO</b>						
<i>NO</i>	0	0	0	0	2	2
<i>GRT</i>	0	0	0	0	12061	12061
<b>TUG</b>						
<i>NO</i>	1	2	0	0	0	3
<i>GRT</i>	2067	4079	0	0	0	6146
<b>TOTAL</b>						
<i>NO</i>	5	2	0	0	5	12
<i>GRT</i>	216711	4079	0	0	39721	260511

**Table 4.11**

**Total Fleet Owned by SCI - By Age And Size of Vessels (As on 31st December, 2017 )**

<i>Age/ Size</i>	<i>Below 999</i>	<i>1000 - 4999</i>	<i>5000 - 9999</i>	<i>10000 - 19999</i>	<i>20000 - 34999</i>	<i>35000 - 49999</i>	<i>50000 - 84999</i>	<i>85000 above</i>	<i>Total</i>
<i>(1)</i>	<i>(2)</i>	<i>(3)</i>	<i>(4)</i>	<i>(5)</i>	<i>(6)</i>	<i>(7)</i>	<i>(8)</i>	<i>(9)</i>	<i>(10)</i>
<b>Upto 5 Yrs.</b>									
<i>NO</i>	0	9	0	0	2	7	1	1	20
<i>GRT</i>	0	22259	0	0	66370	310620	81334	165319	645902
<b>6 to 10 Yrs.</b>									
<i>NO</i>	0	3	0	0	9	7	7	2	28
<i>GRT</i>	0	6146	0	0	288472	301583	454076	324828	1375105
<b>11 to 15 Yrs.</b>									
<i>NO</i>	0	0	0	0	0	0	7	2	9
<i>GRT</i>	0	0	0	0	0	0	468219	322404	790623
<b>16 to 20 Yrs.</b>									
<i>NO</i>	0	0	0	0	3	0	1	0	4
<i>GRT</i>	0	0	0	0	71683	0	51793	0	123476
<b>Above 20 Yrs.</b>									
<i>NO</i>	1	2	0	3	4	1	3	0	14
<i>GRT</i>	823	2620	0	46794	95440	42845	240390	0	428912
<b>TOTAL</b>									
<i>NO</i>	1	14	0	3	18	15	19	5	75
<i>GRT</i>	823	31025	0	46794	521965	655048	1295812	812551	3364018

**Table 4.12**

**Overseas Fleet Owned by SCI - By Age And Size of Vessels (As on 31st December, 2017 )**

<i>Age/ Size</i>	<i>Below 999</i>	<i>1000 - 4999</i>	<i>5000 - 9999</i>	<i>10000 - 19999</i>	<i>20000 - 34999</i>	<i>35000 - 49999</i>	<i>50000 - 84999</i>	<i>85000 above</i>	<i>Total</i>
<i>(1)</i>	<i>(2)</i>	<i>(3)</i>	<i>(4)</i>	<i>(5)</i>	<i>(6)</i>	<i>(7)</i>	<i>(8)</i>	<i>(9)</i>	<i>(10)</i>
<b>Upto 5 Yrs.</b>									
<i>NO</i>	0	6	0	0	2	6	1	0	15
<i>GRT</i>	0	15728	0	0	66370	265759	81334	0	429191
<b>6 to 10 Yrs.</b>									
<i>NO</i>	0	1	0	0	9	7	7	2	26
<i>GRT</i>	0	2067	0	0	288472	301583	454076	324828	1371026
<b>11 to 15 Yrs.</b>									
<i>NO</i>	0	0	0	0	0	0	7	2	9
<i>GRT</i>	0	0	0	0	0	0	468219	322404	790623
<b>16 to 20 Yrs.</b>									
<i>NO</i>	0	0	0	0	3	0	1	0	4
<i>GRT</i>	0	0	0	0	71683	0	51793	0	123476
<b>Above 20 Yrs.</b>									
<i>NO</i>	0	0	0	2	3	1	3	0	9
<i>GRT</i>	0	0	0	35556	70400	42845	240390	0	389191
<b>TOTAL</b>									
<i>NO</i>	0	7	0	2	17	14	19	4	63
<i>GRT</i>	0	17795	0	35556	496925	610187	1295812	647232	3103507

**Table 4.13**

**Coastal Fleet Owned by SCI - By Age And Size of Vessels (As on 31st December, 2017)**

<i>Age/ Size</i>	<i>Below 999</i>	<i>1000- 4999</i>	<i>5000- 9999</i>	<i>10000- 19999</i>	<i>20000- 34999</i>	<i>35000 above</i>	<i>Total</i>
<i>(1)</i>	<i>(2)</i>	<i>(3)</i>	<i>(4)</i>	<i>(5)</i>	<i>(6)</i>	<i>(7)</i>	<i>(8)</i>
<b>Upto 5 Yrs.</b>							
<i>NO</i>	0	3	0	0	0	2	5
<i>GRT</i>	0	6531	0	0	0	210180	216711
<b>6 to 10 Yrs.</b>							
<i>NO</i>	0	2	0	0	0	0	2
<i>GRT</i>	0	4079	0	0	0	0	4079
<b>11 to 15 Yrs.</b>							
<i>NO</i>	0	0	0	0	0	0	0
<i>GRT</i>	0	0	0	0	0	0	0
<b>16 to 20 Yrs.</b>							
<i>NO</i>	0	0	0	0	0	0	0
<i>GRT</i>	0	0	0	0	0	0	0
<b>Above 20 Yrs.</b>							
<i>NO</i>	1	2	0	1	1	0	5
<i>GRT</i>	823	2620	0	11238	25040	0	39721
<b>TOTAL</b>							
<i>NO</i>	1	7	0	1	1	2	12
<i>GRT</i>	823	13230	0	11238	25040	210180	260511

**Table 4.14**  
**Performance Indicators of SCI**  
(From 2010-11 to 2016-17)

Item	2010-11	2011-12	2012-13	2013-14	2014-15	2015-16	2016-17
(1)	(2)	(3)	(4)	(5)	(6)	(7)	(8)
1. No. of Voyages							
Planned *	332	421	493	409	...	...	...
Actual	343	396	504	449	...	...	...
2. Cargo Carried ( RT)							
Planned *	572684	871518	6397192	5897358	...	...	...
Actual	447597	7395092	2304038	4534953	31307145	34083695	31450674
3. Earnings (Rs. Lakhs)							
Planned	138652.7	180111.6	115536.3	140360	463768	386987	365180
Actual	107852.7	125803.3	103908.8	76196	415375	407828	340724
4. Earnings Per Day Per Ship (Rs.)							
Liner **	2264480	2666691	4952998	5381104	...	...	...
Bulk Carrier	785764	794981	810430	758626	763797	438120	495899
Tanker	1148385	1409896	1732386	1605141	1741142	2054342	1839256
5. Cargo Carried Per Day Per Ship (Tonne)							
Liner ***	1273	1801	1063	1825	...	...	...
Bulk Carrier	266	156	1677	1372	1249	1212	1307
Tanker	1571	2070	4476	3878	4504	4451	3479

Note : \* Instead of No. of Voyages and tonnage of cargo, Time Charter Yield (TCY) per day is planned.

RT : Registered Tonnage.

\* :TEU's

\*\* Liner operations are performed as a member of consortium on slot sharing basis.

\*\*\* Containers are carried on slot sharing basis and hence cannot be calculated as per day per ship.

**Table 4.15**  
**Financial Performance of The Shipping Corporation of India**

(From 2010-11 to 2016-17)

(Rs. in Crores)

Item	2010-11	2011-12	2012-13	2013-14	2014-15	2015-16 *	2016-17
(1)	(2)	(3)	(4)	(5)	(6)	(7)	(8)
1. Operating earnings	3543.4	3820.8	4152.5	4155.2	4153.8	4049.9	3446.9
2. Interest Income	191.4	183.4	107.3	103.3	145.9	114.1	106.4
3. Other income	284.9	495.9	236.4	280.5	288.0	50.7	38.8
<b>4. Total Earnings (1+2+3)</b>	<b>4019.7</b>	<b>4500.1</b>	<b>4496.2</b>	<b>4539.0</b>	<b>4587.7</b>	<b>4214.7</b>	<b>3592.1</b>
5. Operating expenses	2608.0	3328.4	3273.7	3112.3	2794.2	2098.8	2141.3
6. Other expenses	225.6	515.7	668.4	583.9	567.8	612.4	535.4
7. Interest Expenses	64.3	387.3	161.8	207.8	179.3	171.9	172.2
8. Depreciation	465.1	608.7	760.5	856.4	770.2	542.3	566.1
9. Impairment	0.0	0.0	0.0	0.0	0.0	-	-
10. Exceptional items	0.0	0.0	0.0	0.0	0.0	-	-
11. Tax Liability	89.29	88.2	88.2	53.3	75.2	36.1	41.7
12. Deffered Tax Provision	0.0	0.0	0.0	0.0	0.0	0.0	0.0
13. Extraordinary Items	0.0	0.0	(229.7)	0	0	0	0
<b>14. Total Expenses (5 to 12)</b>	<b>3452.3</b>	<b>4928.3</b>	<b>4952.6</b>	<b>4813.7</b>	<b>4386.7</b>	<b>3461.5</b>	<b>3456.7</b>
<b>15. Profit after tax (4-13)</b>	<b>567.4</b>	<b>(428.2)</b>	<b>(428.2)</b>	<b>(114.3)</b>	<b>(274.7)</b>	<b>753.2</b>	<b>135.4</b>
<b>Assets</b>							
Fixed Assets							
16. Gross Block	11841.2	13334.4	16556.8	17482.2	17297.9	15851.3	15945.6
17. Less Depreciation (Cum.)	4472.0	4421.6	5017	5547.8	5853.4	4024.1	4534.9
<b>18. Net Block (15-16)</b>	<b>7369.2</b>	<b>8912.8</b>	<b>11539.8</b>	<b>11934.4</b>	<b>11444.5</b>	<b>11827.2</b>	<b>11410.7</b>
19. Assests under construction	1790.4	1833.3	1572.5	710.9	490.9	-	27.3
20. Assets retired from operation	0.0	0.0	0.5	0.4	...	...	...
21. Working capital	2431.0	2036.6	1550.1	1837.5	1341.3	1027	216.4
22. Investments	292.6	274.6	117.7	113.4	90.1	65.7	74.6
<b>23. Total Assets (17 to 21)</b>	<b>11883.2</b>	<b>13057.3</b>	<b>14780.6</b>	<b>14596.7</b>	<b>13366.8</b>	<b>12919.9</b>	<b>11729.1</b>
<b>Liabilities</b>							
24. Long term funds	4715.1	6323.0	8164.4	8256.9	6833.2	5844.8	4518.1
25. Deferred Tax Liability	0.0	0.0	0.0	0.0	0.0	351.6	0.0
<b>Net Worth of Company</b>							
26. Share capital	465.8	465.8	465.8	465.8	465.8	465.8	465.8
27. Reserve & Surplus	6702.3	6268.5	6150.4	5874	6067.8	6257.7	6401.6
28. Deferred Revenue	0.0	0.0	0.0	0.0	0.0	0.0	0.0
Expenditure							
<b>28. Total (25+26+27)</b>	<b>7168.1</b>	<b>6734.3</b>	<b>6616.2</b>	<b>6339.8</b>	<b>6533.6</b>	<b>6723.5</b>	<b>6867.4</b>

Note: Figures given in brackets implies negative values

\* : Figures are restated as per IND AS

Source : Annual Reports of The Shipping Corporation of India Ltd.

**SECTION - 5**

**FINANCE**

**Table 5.1**  
**Source of Finance of Indian Shipping Companies As on 31st March**  
**(From 2015 to 2017)**

(Rs. In Lakh)

Company/Shipowner	Accounting year ending	Paid-up Capital	Reserve & Surplus	Loans	Other Liabilities	Total Liabilities
(1)	(2)	(3)	(4)	(5)	(6)	(7)
1. Arcadia Shipping @	2017	1500	10847	12997	9243	34587
	2016	1500	10847	12997	9243	34587
	2015	1500	10847	12997	9243	34587
2. Chowgule Steamships Ltd.	2017	3631	8451	-	1758	13840
	2016	3631	8696	-	1804	14131
	2015	3631	9298	-	2663	15592
3. Dredging Corporation of India Ltd.	2017	2800	149262	...	114565	266627
	2016	2800	147383	...	132668	282851
	2015	2800	142435	...	129121	274356
4. 3 F Industries Ltd. @ \$	2017	1046	16658	7771	62098	87573
	2016	1046	16658	7771	62098	87573
	2015	1046	16658	7771	62098	87573
5. Gati Ltd. @	2017	1755	60525	21995	20637	104912
	2016	1755	60525	21995	20637	104912
	2015	1750	60256	20917	17362	100285
6. Lakshadweep Dev. Corpn. Ltd.	2017	650	21696	...	35025	57371
	2016	650	18151	...	40568	59369
	2015	650	15652	15641	9937	41880
7. Gautam Freight Pvt. Ltd.@	2017	1900	7855	-	11927	21682
	2016	1900	7855	-	11927	21682
	2015	1900	7855	-	11927	21682
8. Great Eastern Shipping Co.	2017	15078	501124	-	547968	1064170
	2016	15078	446930	-	423523	885531
	2015	15078	420073	-	425769	860920
9. Mercator Lines Ltd.	2017	2699	79462	...	117333	199494
	2016	2449	72747	...	113378	188574
	2015	2449	70624	...	106175	179248
10. Pluto Shipping Limited@	2017	...	...	...	...	...
	2016	...	...	...	...	...
	2015	...	...	...	...	...
11. Reliance Industries Limited	2017	325100	285062	...	54064438	54674600
	2016	324000	25075800	...	22767600	48167400
	2015	323600	22950800	...	18778400	42052800
12. Raj Shipping Agencies Ltd.@	2017	297	22039	-	2242	24578
	2016	297	22039	-	2242	24578
	2015	297	22039	-	2242	24578
13. Ocean Sparkle Ltd.	2017	2165	68983	...	49065	120213
	2016	2165	60892	...	55127	118184
	2015	2165	54736	...	57057	113958
14. Shahi Shipping Ltd. ##	2017	1449	622	105	2033	4209
	2016	1449	677	70	2204	4400
	2015	1449	928	243	2921	5541
15. Shreyas Shipping Ltd.	2017	2196	21284	11502	13031	48013
	2016	2196	20480	10522	10499	43697
	2015	2196	16055	7463	5866	31580

**Table 5.1 (Contd...)**  
**Source of Finance of Indian Shipping Companies As on 31st March**  
**(From 2014 to 2016)**

Company/Shipowner	(Rs. Lakh)					
	Accounting year ending	Paid-up Capital	Reserve & Surplus	Loans	Other Liabilities	Total Liabilities
(1)	(2)	(3)	(4)	(5)	(6)	(7)
16. SEAMEC Ltd.	2017	2543	24497	-	16079	43119
	2016	2543	39455	-	15704	57702
	2015	3390	49110	-	8515	61015
17. Sical Logistics Ltd.	2017	5562	49354	-	124582	179498
	2016	5562	44800	-	94133	144495
	2015	5562	42369	-	68171	116102
18. Tolani Shipping Co. Ltd.	2017	5738	59527	33778	10292	109335
	2016	5738	64926	39115	6485	116264
	2015	5738	99435	64924	9994	180091
19. Transport Corporation of India Pvt Ltd.	2017	1531	56559	...	55087	113177
	2016	1521	50290	...	45168	96979
	2015	1513	58166	...	42875	102554
20. United Shippers Ltd.@	2017	592	39641	-	6429	46662
	2016	592	39641	-	6429	46662
	2015	592	39641	-	6429	46662
21. Fugro Survey (India) Pvt. Ltd.@	2017	...	...	...	...	...
	2016	...	...	...	...	...
	2015	...	...	...	...	...
22. Vedanta Ltd. ^	2017	37175	7405629	...	12460156	19902960
	2016	29650	8030376	...	11463084	19523110
	2015	29650	10521627	...	11738290	22289567
23. All Cargo Shipping Co. Pvt. Ltd	2017	1	4867	-	5328	10196
	2016	1	6661	-	5748	12410
	2015	1	6904	-	1708	8613
24. Global Offshore Services Ltd.	2017	2473	39035	25714	14426	81648
	2016	2473	38610	31425	10674	83182
	2015	2473	35447	21778	11137	70835
25. PFS Shipping (India) Ltd.@	2017	1198	34573	25154	139109	200034
	2016	1198	34573	25154	139109	200034
	2015	1198	34573	25154	139109	200034
26. The India Cements Ltd.	2017	30815	480175	...	553538	1064528
	2016	30815	467277	...	538126	1036218
	2015	30815	454622	...	558676	1044113
27. Essar Shipping Ltd.	2017	20698	242790	...	686129	949617
	2016	20698	312561	...	683046	1016305
	2015	20523	332547	...	641205	994275
28. Five Star Bulk Carriers Pvt. Ltd. @	2017	11739	29357	34790	14401	90287
	2016	11739	29357	34790	14401	90287
	2015	11739	29357	34790	14401	90287
29. West Asia Maritime Ltd.	2017	3452	(-)20412	100	19746	2886
	2016	3452	(-)20304	627	990	5069
	2015	3452	(-)19202	12854	8285	5389
30. Great Ship (India) Ltd.	2017	11135	189823	80900	135134	416992
	2016	11135	187161	87123	57289	342708
	2015	11135	171237	111886	55291	349549

**Table 5.1 (Contd...)**  
**Source of Finance of Indian Shipping Companies As on 31st March**  
**(From 2014 to 2016)**

Company/Shipowner	(Rs. Lakh)					
	Accounting year ending	Paid-up Capital	Reserve & Surplus	Loans	Other Liabilities	Total Liabilities
(1)	(2)	(3)	(4)	(5)	(6)	(7)
31. Arya Tankers Pvt. Ltd. @	2017	1	2621	13938	3105	19665
	2016	1	2621	13938	3105	19665
	2015	1	2621	13938	3105	19665
32. Chandra Ship Mgmt. Pvt. Ltd.	2017	1382	225	68	341	2016
	2016	1382	314	181	709	2586
	2015	1382	(-88)	328	834	2456
33. L&T Sapura Shipping Pvt. Ltd.	2017	15885	30388	...	39460	85733
	2016	15885	28857	...	49112	93854
	2015	15885	21333	...	53200	90418
34. Seven Islands Shipping Ltd.	2017	670	39401	31830	13257	85158
	2016	670	29285	22781	7980	60716
	2015	547	12365	13892	1340	28144
35. Triton Maritime Pvt. Ltd. @	2017	3251	804	796	410	5261
	2016	3251	804	796	410	5261
	2015	3251	804	796	410	5261
36. Polestar Maritime Ltd.	2017	276	16572	...	38454	55302
	2016	4031	9396	3903	1090	18420
	2015	4031	9396	3903	1090	18420
37. International Seaport Dredging Pvt. Ltd.@	2017	16141	(-9696)	-	4845	11290
	2016	16141	(-9696)	-	4845	11290
	2015	16141	(-9696)	-	4845	11290
38. Van Oord India Pvt. Ltd. @	2017	35	9797	-	8281	18113
	2016	35	9797	-	8281	18113
	2015	35	9797	-	8281	18113

- : Not Available

... : Nil

\$ : Formerly Foods, Fats & Fertilisers Ltd.

# : The figures are as on 30th September

## : Formerly SKS Logistics Ltd.

^ : Formerly Sesa Sterlite Limited/Sesa Goa Limited

@ : Information has not been received for the year 2017, last year data has been repeated

Source: Annual Reports of respective shipping companies.

**Table 5.2**  
**Profitability of Indian Shipping Companies for the year ending 31st March**  
**(From 2015 to 2017)**

(Rs. Lakh)

Company/Shipowner	Accounting year ending	Freight, Charter Hire & Passage	Total Income	Operating Estt. & Other Exp(excl. Dep.)	Total Expenditure	Profit/Loss before Tax	Profit/Loss after Tax
(1)	(2)	(3)	(4)	(5)	(6)	(7)	(8)
1. Arcadia Shipping @	2017	...	16190	13287	15963	227	177
	2016	...	16190	13287	15963	227	177
	2015	...	16190	13287	15963	227	177
2. Chowgule Steamships Ltd.	2017	...	416	600	777	(-) 361	(-) 276
	2016	...	879	1303	1760	(-) 923 &	(-)554
	2015	...	1147	2760	3571	(-) 2450	(-) 2044
3. Dredging Corporation of India Ltd.	2017 **	...	59969	48781	58741	1228	741
	2016 **	...	68118	55382	64713	4515	4191
	2015	...	74379	58743	67957	6537	6241
4. 3 F Industries Ltd. @\$	2017	...	154265	149726	151009	3256	2031
	2016	...	154265	149726	151009	3256	2031
	2015	...	154265	149726	151009	3256	2031
5. Gati Ltd. @	2017	...	49800	45948	47567	2233	1982
	2016	...	49800	45948	47567	2233	1982
	2015	...	45457	41585	42594	2568	2387
6. Lakshadweep Dev. Corpn. Ltd.	2017 **	...	4713	1125	1165	3545	3545
	2016 **	...	3674	1129	1170	2507	2506
	2015	...	4150	1518	1568	2669	2632
7. Gautam Freight Pvt. Ltd.@	2017	...	10815	9045	10755	60	164
	2016	...	10815	9045	10755	60	164
	2015	...	10815	9045	10755	60	164
8. Great Eastern Shipping Co.	2017	...	222674	121175	158535	64139	60139
	2016	...	211039	118546	147311	63728	61828
	2015	...	201269	85271	117176	33330	31730
9. Mercator Lines Ltd.	2017 **	...	20046	44194	58922	(-)2039	(-)3055
	2016	...	61127	45825	58549	2578	2478
	2015	...	68094	53701	62939	5155	4955
10. Pluto Shipping Limited@	2017	...	...	...	...	...	...
	2016	...	...	...	...	...	...
	2015	...	...	...	...	...	...
11. Reliance Industries Limited	2017	...	27375000	22450800	23297300	4077700	3142500
	2016	...	25906200	21445600	22304600	3601600	2738400
	2015	...	33779700	29984100	30832900	2946800	2271900
12. Raj Shipping Agencies Ltd.@	2017	...	4422	1805	2080	2342	2208
	2016	...	4422	1805	2080	2342	2208
	2015	...	4422	1805	2080	2342	2208
13. Ocean Sparkle Ltd.	2017	...	43973	28468	35413	8560	8082
	2016	...	44918	28300	36866	8051	7197
	2015	...	...	...	...	...	...
14. Shahi Shipping Ltd. ##	2017	...	1922	1711	1921	1	(-)55
	2016 **	...	1481	1415	1709	(-)430	(-)252
	2015	...	2022	2007	2397	(-)375	(-)344
15. Shreyas Shipping Ltd.	2017 **	...	37573	33113	34712	5422	408
	2016	...	31809	25192	26791	5018	4868
	2015 **	...	29232	19430	20319	5413	5328

**Table 5.2(Contd...)**  
**Profitability of Indian Shipping Companies for the year ending 31st March**  
**(From 2014 to 2016)**

(Rs. Lakh)

Company/Shipowner	Account- ing year ending	Freight, Charter Hire & Passage	Total Income	Operat- ing Estt. & Other Exp(excl. Dep.)	Total Expendi- ture	Profit/ Loss before Tax	Profit / Loss after Tax
(1)	(2)	(3)	(4)	(5)	(6)	(7)	(8)
16. SEAMEC Ltd.	2017	...	22518	32265	37064	14546	14958
	2016	...	35088	29198	33935	1153	5762
	2015	...	38580	28900	32576	6004	5402
17. Sical Logistics Ltd.	2017	...	82406	72289	75009	7397	4554
	2016	...	64628	58985	60689	3939	2431
	2015	...	63954	59148	61398	2556	2719
18. Tolani Shipping Co. Ltd.	2017	...	10243	8252	15877	(-)5398	(-) 5398
	2016	...	9930	33637	44439	(-)34509	(-)34509
	2015	...	20215	17599	28776	(-)8561	(-) 8711
19. Transport Corporation of India Ltd.	2017 **	...	182196	167540	173321	8875	7026
	2016 **	...	161401	148862	153933	7469	9066
	2015	...	220913	205831	210777	10119	7594
20. United Shippers Ltd. @	2017	...	42892	34326	36533	10759	7160
	2016	...	42892	34326	36533	10759	7160
	2015	...	42892	34326	36533	10759	7160
21. Fugro Survey (India) Pvt. Ltd. @	2017	...	...	...	...	...	...
	2016	...	...	...	...	...	...
	2015	...	...	...	...	...	...
22. Vedanta Ltd. ^	2017 **	...	8075184	6069437	6698587	1365157	987326
	2016 **	...	7243627	5861928	6719172	(-) 2854017	(-) 1786262
	2015	...	3451127	3152970	3254137	196747	192720
23. All Cargo Shipping Co. Pvt. Ltd	2017	...	6161	5319	7713	(-) 1552	(-) 1794
	2016	...	10565	9086	10676	(-) 111	(-) 328
	2015	...	568141	520690	536427	31714	24912
24. Global Offshore Services Ltd.	2017	9847	9933	8595	10854	(-)921	(-)944
	2016	15861	16021	10760	12999	3023	3001
	2015	7889	9142	5553	6889	2253	2068
25. PFS Shipping (India) Ltd. @	2017	...	4867	4414	5610	(-)743	(-)803
	2016	...	4867	4414	5610	(-)743	(-)803
	2015	...	4867	4414	5610	(-)743	(-)803
26. The India Cements Ltd	2017 **	...	679404	527695	553401	26002	17335
	2016 **	...	483359	441850	463796	19244	12995
	2015	...	445440	411242	442495	2945	2945
27. Essar Shipping Ltd.	2017	209366	212538	228171	267221	(-)54684	(-)58469
	2016	161052	191840	198268	244662	(-)52822	(-)55017
	2015	...	99890	93344	107740	(-)7850	(-)8300
28. Five Star Bulk Carriers Pvt. Ltd. @	2017	...	12795	10096	15827	(-)3032	(-)3096
	2016	...	12795	10096	15827	(-)3032	(-)3096
	2015	...	12795	10096	15827	(-)3032	(-)3096
29. West Asia Maritime Ltd.	2017 **	...	1780	2398	2550	(-)108	(-)108
	2016 **	...	3026	3240	3411	(-)1102	(-)1102
	2015	...	2860	3945	4151	(-)1291	(-)1291
30. Great Ship (India) Ltd.	2017	...	133607	109615	122952	10655	2117
	2016	...	165964	120318	134958	31006	22248
	2015	...	133294	100065	112698	20596	17588

**Table 5.2(Contd...)**  
**Profitability of Indian Shipping Companies for the year ending 31st March**  
**(From 2014 to 2016)**

(Rs. Lakh)

Company/Shipowner	Account- ing year ending	Freight, Charter Hire & Passage	Total Income	Operat- ing Estt. & Other Exp(excl. Dep.)	Total Expendi- ture	Profit/ Loss before Tax	Profit / Loss after Tax
(1)	(2)	(3)	(4)	(5)	(6)	(7)	(8)
31. Arya Tankers Pvt. Ltd.@	2017	...	5498	2894	3392	2106	2074
	2016	...	5498	2894	3392	2106	2074
	2015	...	5498	2894	3392	2106	2074
32. Chandra Ship Mgmt. Pvt. Ltd.	2017 **	...	973	774	1048	(-) 75	(-) 89
	2016 **	...	1791	1074	1377	414	402
	2015	...	1437	1080	1434	3	9
33. L&T Sapura Shipping Pvt. Ltd.	2017	...	14035	6141	11421	2613	2555
	2016	...	20046	9052	14765	5281	5229
	2015	...	17935	13033	17053	882	821
34. Seven Islands Shipping Ltd.	2017 **	...	38287	10433	17832	10453	10273
	2016 **	...	29917	8310	13359	9649	9528
	2015	16106	47019	39408	42405	4613	4546
35. Triton Maritime Pvt. Ltd. @	2017	...	1657	1237	1450	207	203
	2016	...	1657	1237	1450	207	203
	2015	...	1657	1237	1450	207	203
36. Polestar Maritime Ltd.@	2017	...	6091	...	...	1869	1808
	2016	...	4214	2384	2918	1296	1248
	2015	...	4214	2384	2918	1296	1248
37. International Seaport Dredging Pvt. Ltd.@	2017	...	20710	19272	19411	2381	2358
	2016	...	20710	19272	19411	2381	2358
	2015	...	20710	19272	19411	2381	2358
38. Van Oord India Pvt. Ltd.@	2017	...	22902	12330	13071	9831	9741
	2016	...	22902	12330	13071	9831	9741
	2015	...	22902	12330	13071	9831	9741

§ Formerly Foods, Fats & Fertilisers Ltd.

## Formerly SKS Logistics Ltd.

\$\$ Loss of Rs. 714 is due to exceptional item of Rs. 1910 Lakh

\*\* Profit is after adjusting exceptional items and prior period adjustments

^ Formerly Sesa Sterlite Limited/Sesa Goa Limited

@ Information has not been received for the year 2017, last year data has been repeated

Source: Annual Reports of respective shipping companies.

**Table 5.3**  
**Gross Value of Fleet - By Company/Shipowner As on 31st March**  
**(From 2015 to 2017)**

(Rs. Lakh)					
Company/Shipowner	Accounting year ending	Book value at the beginning of the year	Additions/ adjustment during the year	Deductions/ adjustment during the year	Book value at the end of the year
(1)	(2)	(3)	(4)	(5)	(6)
1. Arcadia Shipping @	2017	...	...	...	...
	2016	...	...	...	...
	2015	...	...	...	...
2. Chowgule Steamships Ltd.	2017	1902	...	...	1902
	2016	2698	1578	2374	1902
	2015	...	...	...	2699
3. Dredging Corporation of India Ltd.	2017	...	...	...	...
	2016	293149	3265	-	306349 ***
	2015	315549	194	-	293149 **
4. 3 F Industries Ltd. @\$	2017	43	...	...	43
	2016	43	...	...	43
	2015	43	...	...	43
5. Gati Ltd.	2017	...	...	...	...
	2016	...	...	...	...
	2015	...	...	...	...
6. Lakshadweep Dev. Corpn. Ltd.	2017	...	...	...	...
	2016	...	...	...	...
	2015	...	...	...	...
7. Gautam Freight Pvt. Ltd.@	2017	3834	...	-	3834
	2016	3834	...	-	3834
	2015	3834	...	-	3834
8. Great Eastern Shipping Company Ltd.	2017 +	510286	236038	22114	724210
	2016	...	...	...	510286
	2015	...	...	...	...
9. Mercator Lines Ltd.	2017	127757	6508	1624	132641 &&&
	2016	96902	30855	...	127757 &&
	2015	...	...	...	96902
10. Pluto Shipping Limited@	2017	...	...	...	...
	2016	...	...	...	...
	2015	...	...	...	...
11. Reliance Industries Limited	2017	42200	100	...	42300
	2016	38700	3500	...	42200
	2015	38700	...	...	38700
12. Raj Shipping Agencies Ltd.@	2017	7476	3021	1157	9340
	2016	7476	3021	1157	9340
	2015	7476	3021	1157	9340
13. Ocean Sparkle Ltd.	2017	86898	12665	...	99563
	2016	82396	4922	420	86898
	2015	...	...	...	82396
14. Shahi Shipping Ltd. ##	2017	4659	-	-	4659
	2016	5872	-	1213	4659
	2015	...	...	...	...
15. Shreyas Shipping Ltd.	2017	31110	5402	7829	28683
	2016	22444	8279	386	31110
	2015	28870	6047	12473	22444

**Table 5.3 (Contd...)**  
**Gross Value of Fleet - By Company/Shipowner As on 31st March**  
**(From 2014 to 2016)**

Company/Shipowner	Accounting year ending	Book value at the begining of the year	Additions/ adjustment during the year	Deductions/ adjustment during the year	Book value at the end of the year
(1)	(2)	(3)	(4)	(5)	(6)
16. SEAMEC Ltd.	2017	21737	8049	108	29678
	2016	21412	348	23	21737
	2015	...	...	...	21412
17. Sical Logistics Ltd.	2017	13674	..	300	13373
	2016	12922	752	...	13674
	2015	12421	651	150	12922
18.Tolani Shipping Co. Ltd.	2017	164355	...	825	163530
	2016	...	...	...	164355
	2015	...	...	...	...
19.Transport Corporation of India Pvt Ltd.	2017 @@	10953	911	-	11864
	2016	...	...	...	10953
	2015	...	...	...	...
20.United Shippers Ltd.@	2017	12595	2189	40	14744
	2016	12595	2189	40	14744
	2015	12595	2189	40	14744
21. Fugro Survey (India) Pvt. Ltd.@	2017	...	...	...	...
	2016	...	...	...	...
	2015	...	...	...	...
22. Vedanta Ltd. ^	2017	30758	101	...	30859
	2016	29081	1701	24	30758
	2015	...	...	...	29081
23. All Cargo Shipping Co. Pvt. Ltd	2017	10973	691	2544	9120
	2016	4349	6624	...	10973
	2015	...	...	...	4349
24. Global Offshore Services Ltd.	2017	62666	21	370	62317
	2016	49883	16386	3603	62666
	2015	55041	12006	17164	49883
25. PFS Shipping (India) Ltd. @	2017	24698	...	...	24698
	2016	24698	...	...	24698
	2015	24698	...	...	24699
26.The India Cements Ltd.	2017	20773	81	14919	5935
	2016	20773	...	...	20773
	2015	20777	...	4	20773
27. Essar Shipping Ltd.	2017	134911	43719	...	178630
	2016	134911	43719	...	178630
	2015	134911	43719	...	178631
28. Five Star Bulk Carriers Pvt. Ltd. @	2017	103700	1833	...	105533
	2016	103700	1833	...	105533
	2015	103700	1833	...	105534
29. West Asia Maritime Ltd.	2017	4282	...	...	4282
	2016	4282	...	...	4282
	2015	4282	...	...	4282
30. Great Ship (India) Ltd.	2017 *	233676	1510	11343	223843
	2016	...	...	...	233676
	2015	...	...	...	233676

**Table 5.3 (Contd...)**  
**Gross Value of Fleet - By Company/Shipowner As on 31st March**  
**(From 2014 to 2016)**

(Rs. Lakh)					
Company/Shipowner	Accounting year ending	Book value at the beginning of the year	Additions/ adjustment during the year	Deductions/ adjustment during the year	Book value at the end of the year
(1)	(2)	(3)	(4)	(5)	(6)
31. Arya Tankers Pvt. Ltd. @	2017	6493	10240	...	16733
	2016	6493	10240	...	16733
	2015	6493	10240	...	16734
32. Chandra Ship Mgmt. Pvt. Ltd.	2017	4013	147	...	4160
	2016	3872	141	...	4013
	2015	3857	14	...	3872
33. L&T Sapura Shipping Pvt. Ltd.	2017	100954	...	...	100954
	2016	...	...	...	100954
	2015	...	...	...	...
34. Seven Islands Shipping Ltd.	2017 *	63111	33101	5744	90468
	2016 *	31630	31481	...	63111
	2015	...	...	...	31630
35. Triton Maritime Pvt. Ltd. @	2017	4190	175	...	4365
	2016	4190	175	...	4365
	2015	4190	175	...	4366
36. Polestar Maritime Ltd.	2017	...	...	...	...
	2016	...	...	...	...
	2015	...	...	...	...
37. International Seaport Dredging Pvt. Ltd. @*	2017	...	...	...	...
	2016	...	...	...	...
	2015	...	...	...	...
38. Van Oord India Pvt. Ltd. @	2017	...	...	...	...
	2016	...	...	...	...
	2015	...	...	...	...

\$ Formerly Foods, Fats & Fertilisers Ltd.

# As on 30th Sept.

## Formerly SKS Logistics Ltd.

\$\$ Includes exceptional item Rs. 961 Lakh

& Includes exchange loss/gain amounting to Rs. 185.53 crores.

\*\* Excludes foreign exchange variations Rs. (-) 22594 lakhs

\*\*\* Excludes foreign exchange variations Rs. 9933.77 lakhs

&& Includes exchange fluctuations loss amounting to Rs. 2350.35 lakhs

&&& Includes exchange fluctuations gain amounting to Rs. (-) 1624.22 lakhs

\* Includes exchange difference

^ Formerly Sesa Sterlite Limited/Sesa Goa Limited

@ Information has not been received for the year 2017, last year data has been repeated

+ : Deductions include other adjustments amounting to Rs. 944 lakhs for the year 2016-17

@@ : Dry dock expenses capitalised and included in Ships

Source: Annual Reports of respective shipping companies.

# **APPENDICES**

## DEFINITIONS AND TERMINOLOGY USED IN SHIPPING

1. **A Liner Conference** – An organisation whereby a number of ship owners offer their services on a given seas route on conditions agreed by the members. A conference line ship is a vessel of ship owner belonging to such shipping conference.
2. **Ballast** – Any material intended to provide stability to the ship when it is otherwise empty.
3. **Barrage** – A term applied to a flag officer's boat in naval usage, or to an elegantly fitted boat, or craft of ceremony propelled mechanically or by oars and reserved for the use of high officials when transported in State. In a legal sense a barge is usually held to be a boat or vessel and hence it is within the letter of the laws relating to such craft.
4. **Bollard** – Single or double cast steel post secured to a wharf or pier and used for mooring vessels by means of lines extending from the vessel and fastened to the wharf or pier.
5. **Bollard Pull** – The amount of pull exerted on a bollard of a ship.
6. **Breaking Bulk** – The commencing of discharging of cargo from ship.
7. **Bunker** – Ship-space for storing fuel (Coal, Oil etc.).
8. **Cargo Ship** – A ship which is not a passenger ship.
9. **Cargo Tonnage/Freight Ton** – It refers to the earnings cargo carried by a ship and is expressed as either a weight or measurement. In the British countries the long tons of 2240 pounds for 40 cubic feet and under the metric system as in India, the metric tonne of 1000 Kg. for a cubic metre.
10. **Coaster** – A vessel specially designed, equipped, manned and licensed to engage regularly in the coasting trade, whether plying coast-wise or making short sea passage within certain specified geographical limits.
11. **Coasting Ship** – A ship exclusively employed in trading between any port or place in India and any other port or place in the continent of India or between ports or places in India and port of places in Sri Lanka, Bangladesh or Myanmar.
12. **Collier** – Generally a coastal ship designed to carry coal.
13. **Compensated Gross Tonnage (CGT)** – Calculate by multiplying the tonnage of a ship by a coefficient, which is determined according to type and size of a particular ship. CGT is used as an indicator of volume of work that is necessary to build a gross ship.
14. **Craft** – A term in marine parlance applied to every kind of vessels but more especially to small vessels when referred to collectively. For marine insurance purposes, a craft is any barge, lighter, river trades or any other boat or vessel employed in carrying, shipping or discharging the goods insured.

15. **Dead Weight Tonnage (DWT)** – It is the number of tons (2240 pounds) of stores, fuel and cargo that a ship can transport. This presents the actual carrying capacity of a ship.
16. **Displacement Light** – The weight of a ship without stores, bunker fuel, cargo, passengers and crew.
17. **Displacement Loaded** – The weight of a ship plus stores, bunker fuel, cargo, passengers and crew.
18. **Draft** – The depth necessary to submerge a ship to her load line.
19. **Dumb Barge** – A barge which has no means of self propulsion in the way of sails or engine power and which has to be towed or is allowed to drift under the influence of the tide or current.
20. **Fishing Vessel** – A ship fitted with mechanical means of propulsion which is exclusively engaged in sea fishing for profit.
21. **Foreign-Going Ship** – A ship not being a home trade ship employed in trading between any port or place in India and any other port or place or between ports or places outside India.
22. **Freighter** – A ship designed to carry general cargo (with a limited passenger accommodation) operating on fixed routes with fixed sailing schedules and serving a group of ports.
23. **Gross Registered Tonnage (GRT)** – It applies to the vessel and not to cargo. It is the weight of the volume occupied by the closed in space of a ship taking 100 cubic feet of such closed-in-spaces as equivalent to one vessel ton. It thus refers to the cubic capacity of the vessels.
24. **Gross Tonnage (GT)** – GT indicates that the ship has been measured in accordance with the requirements of the International Convention on Tonnage Measurement of Ships 1969 and is derived by formula in accordance with those requirements.
25. **Home-Trade Ship** – A ship not exceeding three thousand tons gross which is employed in trading between any port or place in India and any other port or place in the continent of India or between ports or places in India and ports or places in Sri Lanka, Maldives Islands, Federation of Malaysia, Singapore, Bangladesh or Myanmar.
26. **Hopper Barge** – A steel or wooden barge with hopper doors employed in harbours and used for the disposal of mud, gravel, sand, etc., taken from a dredger and then conveyed to a dumping ground where the cargo is discharged through the bottom; also called 'dump scow'.
27. **Inland Stream Vessel** – A stream vessel which ordinarily plies on inland water.
28. **Lighterage** – Loading into and discharging out of lighters.
29. **Load Line** – The outer line on the body of a ship upto which she submerges in water with safety. It varies according to the seasons and waters in which she plies.
30. **Lash** – Lighter abroad ship.
31. **Launch** – A large, heavy and beamy ship's boat with flat floors and rather shallow draft, formerly used and designed for carrying stores and men.

32. **Liner Ship** – A ship that plies on a regular schedule services between groups of ports. The ships of a liner company are common carriers, offering cargo space or passenger accommodation to all shippers and passenger who require them. A liner company is generally engaged on trade-routes where large volume of cargo or passenger traffic is available.
33. **Mooring Vessel** – A vessel which is secured by moorings.
34. **Net Registered Tonnage(NRT)** – It refers to the earning space capacity of a ship, available for the storage of cargo and accommodation of passengers. It is obtained by deducting from GRT the cubic capacity space (taking 100 cu. feet = 1 ton) occupied by stores, fuel, machinery crew etc. and which does not represent the earning capacity of the ship.
35. **Ore/Oil and Bulk Carriers** – A bulk cargo ship designed to carry ore and oil enabling it thereby to be loaded in both directions.
36. **Passenger Liner** – A ship or vessel employed in carrying passengers, mail and goods at stated intervals between regular insured.
37. **Passenger Ship** – A ship carrying more than twelve passengers.
38. **Pilgrim Ship** – A ship which makes a voyage to or from the Hedjaz during the season of the pilgrimage and which carries pilgrims in a proportion of not less than one pilgrim for every one hundred tons of the gross tonnage of the ship.
39. **Port Side** – Left side of a ship.
40. **Reefer** – A vessel with refrigerating facilities.
41. **Rig** – The Rig of a vessel is the distinctive manner in which her masts and sails are disposed.
42. **Roll On/Roll Off Vessel** – It is frequently called a vehicle FEERY. It is designed for the conveyance of road vehicles and private cars. At each terminal port, a tramp or linkspan is provided enabling the vehicles to drive on or off the vessels, thereby eliminating carnage and cargo handling (and also pilferage) and permitting a quick turn round of the ship.
43. **Sailing Vessel** – Any description of vessel provided with sufficient sail area for navigation under sails alone – whether or not fitted with mechanical means of propulsion, and would include rowing boat or crane but does not include a pleasure craft.
44. **Sea-going Vessel** – A vessel proceeding to sea beyond inland water or beyond waters declared to be smooth or partially smooth by the Central Government by the notification in the official Gazette.
45. **Shipping Order** – Authority given to a shipper to deliver the goods for loading.
46. **Sponson** – In a paddle-wheel-steamer, a small out board platform strongly bracketed to the side plating and supporting the paddle-wheel bearing.
47. **Starboard Side** – Right side of a ship.
48. **Steam Vessel** – Every description of vessel propelled wholly or in part by the agency of steam.

49. **Survey Vessel** – Mechanically propelled sea-going vessel specially built and equipped to carry out hydrographic and other nautical surveys in coastal waters and on the high seas. Surveying vessels are in most instances Government owned.
50. **Tanker** – A cargo ship constructed or adopted for carriage in bulk of liquid cargoes of an inflammable nature.
51. **Tramp** – A cargo ship operating in all ports of the world without a fixed route and sailing schedule in search of primarily bulk cargo carried generally in ship-loads.
52. **Trawler** – A sail or mechanically propelled vessel engaged in sea fisheries with a drag net, the most modern development of which is the otter trawl; also call dragger.
53. **Tug Boat** – A mechanically propelled vessel of small tonnage with little or no cargo capacity, used for towing or assisting vessels at sea, in or out of harbour, rivers, and docks, also for coastal or harbour towage of barges, lighters and other small craft; also called tow boat, tug.
54. **Unberthed Passenger** – A passenger of the age of twelve years or upwards for whom no separate accommodation in any cabin, state room or saloon is reserved. In the computation of passengers, two persons of the age of one year or upwards and under the age of twelve years shall be reckoned as one unberthed passenger.
55. **Unberthed Passenger Ship** – A ship carrying more than thirty unberthed passengers.
56. **Voyage and Time Charter Rates** – A voyage charter is a contract for a specific voyage while a time charter is one for a period of time which may cover several voyages. A voyage charter rate is thus a short-term rate and the time charter rates a long-term one.